

平成24年度

# 市場年報



都城市公設地方卸売市場

## ま え が き

この年報は、都城市公設地方卸売市場において、平成24年4月1日から平成25年3月31日までに取り扱った生鮮食料品の入荷状況について、その実績を統計的に整理・収録したものであります。

これによって、市場の動態を明らかにし、市場運営の基礎資料とし、広く関係各方面の参考に資するため刊行したものであります。

なお、この年報の作成にあたり資料を提出していただきました関係各位に対し、深く感謝の意を表しますとともに、今後一層のご指導、ご協力を賜りますようお願い申し上げます。

平成25年6月

都城市長 池田 宜久

# 目次

## まえがき

|                |   |
|----------------|---|
| 市場供給圏図         | 1 |
| 都城市公設地方卸売市場配置図 | 2 |
| 市場の概要          | 3 |

## 総括

|               |    |
|---------------|----|
| 年間取扱高概要       | 5  |
| 部別取扱高総括表      | 10 |
| 月別取扱高グラフ      | 12 |
| 10年間の取扱高推移    | 12 |
| 部別・種類別取扱高円グラフ | 13 |
| 年度別取扱高推移表     | 14 |
| 年度別取扱高推移グラフ   | 14 |

## 青果部

|                   |    |
|-------------------|----|
| 品目別：産地別：月別取扱高（野菜） | 15 |
| 取扱品目産地別グラフ（野菜）    | 61 |
| 品目別：月例取扱高10位（野菜）  | 62 |
| 市内地区別入荷数量比率（野菜）   | 63 |

|                   |     |
|-------------------|-----|
| 主要品目：月別平均単価（野菜）   | 64  |
| 品目別：産地別：月別取扱高（果実） | 65  |
| 輸入品目取扱高円グラフ（果実）   | 108 |
| 取扱品目産地別グラフ（果実）    | 109 |
| 品目別：月別取扱高10位（果実）  | 110 |
| 主要品目：月別平均単価（果実）   | 111 |

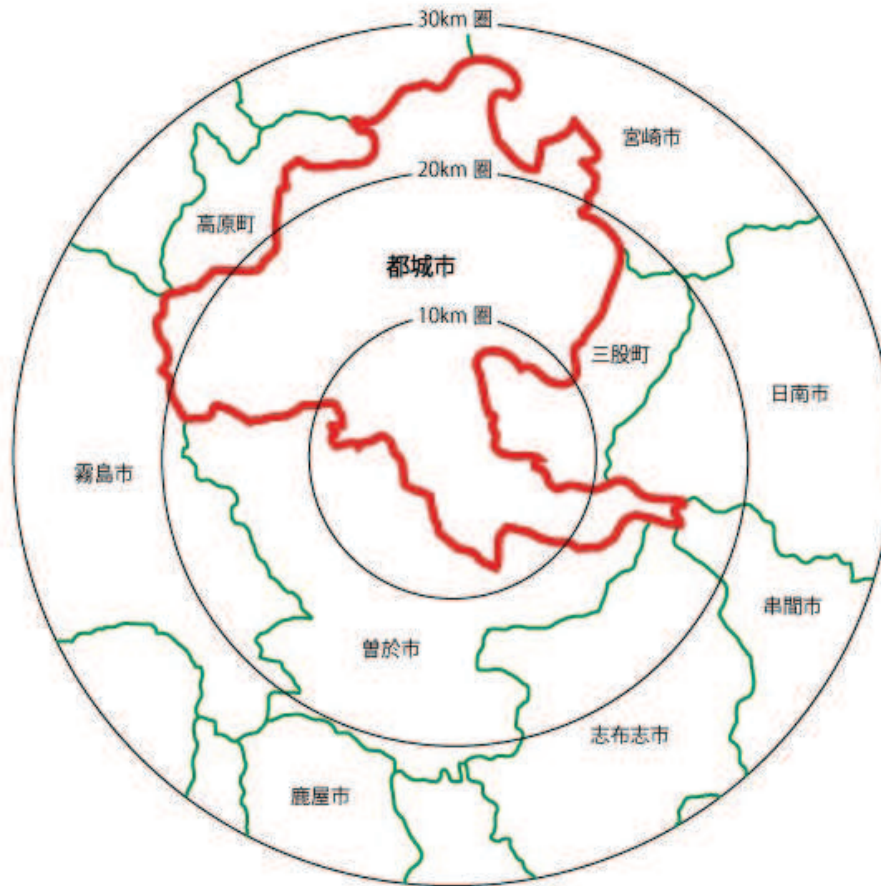
## 花き部

|               |     |
|---------------|-----|
| 品目別：産地別：月別取扱高 | 112 |
| 輸入品目取扱高円グラフ   | 169 |
| 取扱品目産地別グラフ    | 170 |
| 品目別：月別取扱高10位  | 172 |
| 主要品目：月別平均単価   | 173 |

## 水産物部

|              |     |
|--------------|-----|
| 水産物部総括表      | 175 |
| 取扱品目別グラフ     | 176 |
| 品目別：月別取扱高10位 | 177 |

# 市場供給圏図



## 供給圏人口

|       |           |
|-------|-----------|
| 昭和55年 | 239,316 人 |
| 昭和60年 | 250,000 人 |
| 平成 2年 | 305,533 人 |
| 平成 7年 | 337,036 人 |
| 平成12年 | 328,239 人 |
| 平成17年 | 320,655 人 |
| 平成22年 | 275,097 人 |
| 平成23年 | 276,117 人 |
| 平成24年 | 278,558 人 |

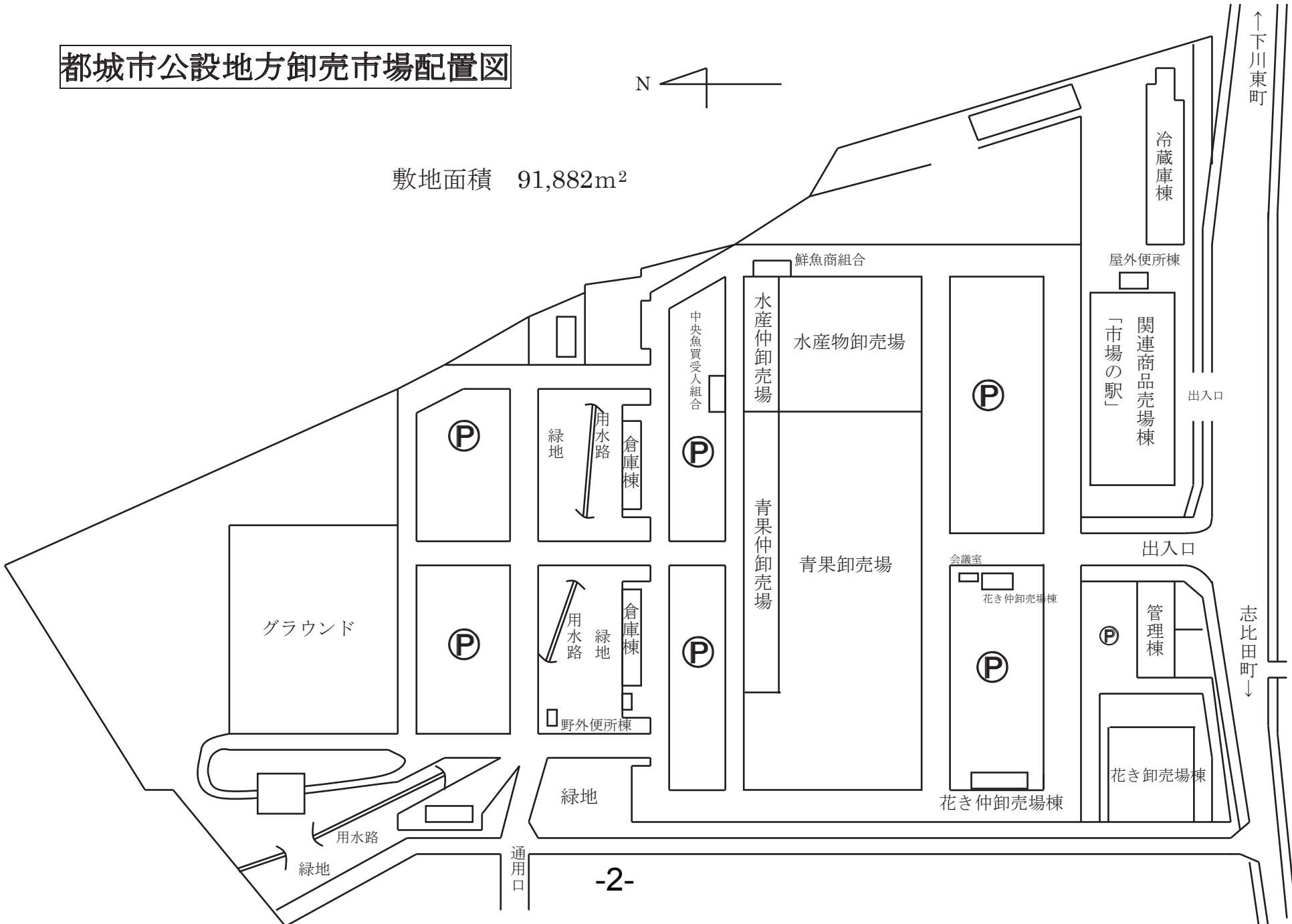
## 平成25年4月1日現在

|            |                  |
|------------|------------------|
| 都 城 市      | 167,275 人        |
| 三 股 町      | 25,253 人         |
| 高 原 町      | 9,614 人          |
| 曾 於 市      | 39,538 人         |
| 志 布 志 市    | 33,589 人         |
| <b>合 計</b> | <b>275,269 人</b> |

# 都城市公設地方卸売市場配置図



敷地面積 91,882m<sup>2</sup>



# 市場の概要

- 1 開 場 昭和 55 年 4 月 20 日  
 2 業務開始 昭和 55 年 7 月 1 日  
 3 市場施設  
 (1) 名 称 都城市公設地方卸売市場  
 (2) 所 在 地 都城市志比田町 5571 番地 1  
 (3) 施設面積 91,882 平方メートル  
 (4) 施 設

| 施 設 名               | 延面積 (平方 m) | 構 造           |
|---------------------|------------|---------------|
| 卸 売 場 青 果           | 5,467      | 鉄 骨 構 造       |
| 水 産                 | 1,715      | 〃             |
| 花 き                 | 1,297      | 〃             |
| 買 荷 保 管 青 果         | 456        | 〃             |
| 積 込 所 水 産           | 258        | 〃             |
| 仲 卸 売 場 青 果         | 999        | 鉄筋コンクリート、一部鉄骨 |
| 水 産                 | 388        | 〃             |
| 花 き                 | 288        | 鉄 骨 構 造       |
| 業 者 事 務 所 青 果       | 614        | 鉄筋コンクリート、一部鉄骨 |
| 水 産                 | 323        | 〃             |
| 花 き                 | 179        | 鉄 骨 構 造       |
| 精 算 セ ン タ ー 青 果     | 62         | 鉄筋コンクリート、一部鉄骨 |
| 買 受 人 組 合 事 務 所 花 き | 18         | 鉄 骨 構 造       |
| 花 き 倉 庫 花 き         | 26         | 〃             |
| 花 き 冷 蔵 庫 花 き       | 40         | 〃             |
| 花 き 会 議 室 花 き       | 48         | 〃             |
| 管 理 棟               | 615        | 鉄筋コンクリート二階    |
| 関 連 商 品 売 場 棟       | 2,153      | 鉄 骨 構 造       |
| 冷 蔵 庫 棟             | 1,003      | 鉄筋コンクリート      |
| 倉 庫 棟               | 336        | 鉄 骨 構 造       |
| 屋 根 付 駐 車 場 棟       | 210        | 鉄 骨 構 造       |
| 駐 車 場               | 27,973     | アスファルト舗装      |

## 4 市場機構

(1) 開設者 都 城 市

(2) 指定管理者(平成 25 年 3 月 31 日現在)

| 指定管理者名      | 代表者名           | 資本金 (千円) |
|-------------|----------------|----------|
| (株)都城公設卸売市場 | 代表取締役<br>瀬戸山 勝 | 9,000    |

(3) 卸売業者

| 部       | 卸 売 会 社 名  | 代表者名            | 資本金 (千円) |
|---------|------------|-----------------|----------|
| 青 果 部   | (株)都城竹田青果  | 代表取締役<br>岩永 修三  | 50,000   |
|         | 都城大同青果(株)  | 代表取締役<br>瀬戸山 勝  | 30,000   |
| 水 産 物 部 | (株)都城中央魚市場 | 代表取締役<br>藤井 八十夫 | 28,000   |
| 花 き 部   | (株)都城園芸花市場 | 代表取締役<br>小倉 洋子  | 22,900   |

(4) 仲卸業者

| 青果部 | 水産物部 | 花き部 | 計   |
|-----|------|-----|-----|
| 業 者 | 業 者  | 業 者 | 業 者 |
| 7   | 9    | 4   | 20  |

(5) 買受人及び買出人 (平成 25 年 3 月 31 日現在)

| 青果部 | 水産物部 | 花き部 | 買出人 | 計    |
|-----|------|-----|-----|------|
| 人   | 人    | 人   | 人   | 人    |
| 115 | 28   | 120 | 765 | 1028 |

(5) 市町村別売買参加者の状況（平成25年3月31日現在）単位：人

| 市町村  | 仲卸業社 |    |    | 買受人 |    |     | 買出人 | 計    |
|------|------|----|----|-----|----|-----|-----|------|
|      | 青果   | 水産 | 花き | 青果  | 水産 | 花き  |     |      |
| 都城市  | 7    | 9  | 4  | 77  | 15 | 47  | 499 | 658  |
| 三股町  | —    | —  | —  | 7   | 3  | 3   | 52  | 65   |
| 曾於市  | —    | —  | —  | 19  | 5  | 12  | 110 | 146  |
| 霧島市  | —    | —  | —  | 10  | 1  | 8   | 30  | 49   |
| 志布志町 | —    | —  | —  | 1   | 2  | 8   | 19  | 30   |
| 湧水町  | —    | —  | —  | —   | —  | —   | 3   | 3    |
| 鹿屋市  | —    | —  | —  | —   | —  | 8   | —   | 8    |
| 宮崎市  | —    | —  | —  | —   | —  | 7   | 2   | 9    |
| 高原町  | —    | —  | —  | —   | 1  | 2   | 3   | 6    |
| 小林市  | —    | —  | —  | —   | —  | 7   | 9   | 16   |
| 野尻町  | —    | —  | —  | —   | —  | —   | 2   | 2    |
| 阿久根市 | —    | —  | —  | 1   | —  | —   | —   | 1    |
| 北郷町  | —    | —  | —  | —   | —  | 2   | 3   | 5    |
| 日南市  | —    | —  | —  | —   | —  | 2   | 5   | 7    |
| 串間市  | —    | —  | —  | —   | —  | 3   | 5   | 8    |
| 鹿児島市 | —    | —  | —  | —   | 1  | —   | 2   | 3    |
| 肝属町  | —    | —  | —  | —   | —  | 3   | 1   | 4    |
| 東串良町 | —    | —  | —  | —   | —  | 1   | 1   | 2    |
| 熊本県  | —    | —  | —  | —   | —  | 4   | —   | 4    |
| 福岡県  | —    | —  | —  | —   | —  | 1   | —   | 1    |
| 長野県  | —    | —  | —  | —   | —  | 1   | —   | 1    |
| 垂水町  | —    | —  | —  | —   | —  | —   | 2   | 2    |
| 大崎町  | —    | —  | —  | —   | —  | 1   | 4   | 5    |
| えびの市 | —    | —  | —  | —   | —  | —   | 3   | 3    |
| その他  | —    | —  | —  | —   | —  | —   | 10  | 10   |
|      | 7    | 9  | 4  | 115 | 28 | 120 | 765 | 1048 |

(6) 関連事業者

| 業種    | 店舗数 | 業種    | 店舗数 |
|-------|-----|-------|-----|
| 青果物   | 1   | 花器材   | 1   |
| 水産物   | 1   | 海産物類  | 2   |
| 花き類   | 1   | コニャク類 | 2   |
| そう菜類  | 2   | 麵類    | 2   |
| 練製品類  | 2   | 包装資材類 | 1   |
| 食肉類   | 2   | 食鳥類   | 1   |
| 食堂    | 1   | 豆腐類   | 1   |
| 総合食品類 | 3   | 雑貨類   | 1   |
| 漬物類   | 1   | 冷蔵会社  | 1   |
| 菓子類   | 2   | NPO法人 | 1   |

計 29店

## 5 市場営業日数

平成24年4月1日～平成25年3月31日まで

青果部 263日

水産物部 269日

花き部 257日

## 6 販売開始時刻

青果部 午前7時

水産物部 午前7時

花き部 午前8時30分

総

括



## 年間取扱高概要

### 蔬菜部門

1月～2月にかけては低温、干ばつ、日照不足でキャベツ・白菜・レタスなど玉伸びが悪く小玉傾向となった。

3月～4月にかけては気温が高く降水量も平年比116%と多かったため、人参・胡瓜などの作柄が悪く生育遅れとなった。総じて春先の低温と曇天長雨の影響で果菜類を中心に入荷減の単価高で推移した。

5月から8月までの日照時間は昨年比97%で降水量は前年比123%であった。気温が高く、生育順調ながら肥大が遅れ大型野菜・果菜類を中心に不安定な出回りであった。

9月～12月までの後半は、暖秋の中、作柄は平年以上で前進出荷した品目も多かった。価格は10月下旬より一転下げに転じた。

播種時期の雨で出遅れていた人参も生育回復で平年並みの出回りとなった。玉葱は、L大中心の大玉傾向の出回りとなった。ピーマンは、冬春物で定植時の好天で安定した出回りとなった。

取扱数量 27,384トン (前年比 100.2%)

取扱金額 3,262,302千円 (前年比 82.2%)

### 落京

若干遅れ気味の出回りとなり、小玉傾向でM中心となった。5月下旬には各産地で出揃い6月上旬にはピークとなった。収穫量が少なく6月上旬には終了した産地もあった。また、病害虫の発生で不作の年となった。

取扱数量 466トン (前年比 91.7%)

取扱金額 84,021千円 (前年比 77.4%)

### 里芋

昨年より作付けが多く、豊作年で供給過剰から価格が暴落した。

取扱数量 5,625トン (前年比 98.8%)

取扱金額 440,307千円 (前年比 58.8%)

### 甘藷

早生物については天候不順で生育遅れとなった。長型傾向で丸型が少なく小玉傾向であった。

取扱数量 1,582トン (前年比 93.0%)

取扱金額 118,743千円 (前年比 95.3%)

### キャベツ

春先は低温、干ばつ、日照不足により玉伸びが悪く小玉傾向となった。夏場は天候不順で品質低下が見られ不安定な入荷となった。10月以降は定植、生育共に順調で安定した入荷となった。

|      |           |      |        |
|------|-----------|------|--------|
| 取扱数量 | 3,578トン   | (前年比 | 95.4%) |
| 取扱金額 | 217,539千円 | (前年比 | 84.9%) |

### だいこん

前半は2L・L中心で昨年より多い出回りであった。前進出荷で早めに出荷を終了する産地もあった。6月は定植時の低温で生育に若干の遅れの出た産地もあったため、入荷量は不安定となった。

夏場の青森産の入荷が遅れたものの、北海道産が生育順調で全体的には前年並の安定した入荷となった。九州管内の産地は12月にかけて生育が順調であったため、3L/2L中心で安定した出回りであった。

|      |          |      |        |
|------|----------|------|--------|
| 取扱数量 | 1,399トン  | (前年比 | 94.2%) |
| 取扱金額 | 98,948千円 | (前年比 | 91.1%) |

## 果物部門

今年の果樹は、開花が遅れたものの、その後の好天に恵まれたため生育が回復し、平年並みに肥大した。

7月には、台風や温帯低気圧が通過したものの、果樹への被害は最小限に抑えられ順調な出回りとなって安定した入荷となった。

9月から10月にかけて全国的に気温が高く、りんごの生育が遅れ、また、柿・ぶどう類の着色が遅れたため、10月に入ると各品種とも一斉に出揃いだぶついた。このため、消費は鈍化し市場での荷動きが悪く価格の急落を引き起こした。

小売店では、販売価格の設定が前年を参考にしており、価格の修正が相場の下げに遅れをとったため、在庫管理に手間取り、販売促進などの活動も空転し、需要と供給が極めてアンバランスな事態となった。

|      |             |      |        |
|------|-------------|------|--------|
| 取扱数量 | 7,745トン     | (前年比 | 91.1%) |
| 取扱金額 | 2,057,207千円 | (前年比 | 92.8%) |

## 果瓜類

西瓜は、5月の好天で玉肥大が良く3L～2L中心の安定した入荷となった。

## ぶどう類

早期加温が遅れたため、下旬には普通加温物と重複し、出回りが集中した。トンネル・露地物では、巨峰やピオーネが急増する動きとなる。着色不足で下等級が多く出回るものの食味良好で堅調な消費であった。

## イチゴ類

総じて安定した順調な入荷で推移した。2番果・3番果も継続した入荷であった。

## りんご類

7月下旬から、北日本が太平洋高気圧に覆われて晴れの日が続く猛暑日となったため、夜温も下がらず暑い日が続いたため着色遅れでつがるなど早生種は出遅れた。

## 柑橘類

ハウスみかんの満開は、佐賀・長崎で5月12日（昨年度5月21日）、静岡で5月8日（昨年度5月9日）であった。いずれも表年で収穫量が多かった。7月10日頃からお中元の贈答需要期となり、活発な取引が展開し安定した荷捌きであったが、高価な品目の販売は苦戦し、低価格販売が主流であった。

極早生みかんは、大雨の影響で糖度不足と小ぶりだったため、近年にない売れ行き不振となった。

## 花き部門

平成24年度は前年度末の品薄状態が続くスタートとなった。今年度の入荷の特徴は、入荷が集中する傾向が随所で見られ、売れない時期の集中入荷が相場の暴落を招く傾向となった。特に6月、7月の大菊、3月の百合類の集中入荷が全体の相場低迷にもつながる取引となった。集中入荷の原因の一つに、ハウス栽培の燃料費の価格高騰があげられる。経費の削減を目指すことが、安定的な生産から作りやすい作型への選択、温度設定の低さと高値相場予想からの作型等、需要と供給のバランスが崩れる原因を作った。

切花市は、業務需要での取引が根強く、業務の増減で取引価格が変動する傾向が強まった。特に葬儀業務で、家族葬等小規模の葬儀が主流となり使用されるも花も多品種に亘るようになり一極集中的な品目取引ではなくなった。

鉢物市の苗物取引は活発で、特に野菜苗の取引は、接木苗等が活発に取引され、高単価の商品が動くなど、菜園ブームが続いていることを感じる取引となった。

|      |             |              |
|------|-------------|--------------|
| 取扱数量 | 22,495千本    | (前年比 100.0%) |
| 取扱金額 | 1,443,204千円 | (前年比 101.2%) |

## 菊類

大菊は、時期により入荷量が大きく変化し、暴落市況を幾度となく繰り返す結果となった。

スプレー菊は、生産量の増加からやや値は下がったものの、菊類取引の中心品目となった。

小菊の生産は年々減少し、産地も無くなった。

## バラ・カーネーション

バラは、ブライダルでの需要は減少した。その要因には、ブライダルで唯一使われるのが輸入物の大輪バラのみとなったため、ギフト・小売りでの取引が中心となったことがあげられる。また、地域産地の減少傾向は歯止めがかかり、多品種導入で生き残りを模索する動きとなる。

カーネーションは、ホームユースの花として活発に取引されるものの、そのほとんどが輸入物となった。

## 球根類

鉄砲百合は、需要が少なくなったため、生産量が減少した。

鹿の子百合は、取引の中心が業務需要で、業務の有無が相場を左右する取引となった。また、時期により入荷量の増減があり、取引価格も大きく振れた。

ブライダル需要でのダリアの人気は健在で、ブライダル必需品の様相を呈してきた。

### 草花類

業務需要の必需品となったトルコキキョウ・スターチスの引き合いが強く堅調な荷動きであった。

冬場のストック・金魚草も安定した入荷量からしっかりとした取引となった。

### 鉢物

ギフト商品の胡蝶蘭等の引き合いは強くなるものの、価格帯は低めでの取引となる。

ホームユースの花鉢も低価格ながら販売量は増加傾向であった。

花壇・野菜苗の苗物類は、入荷量も例年並み、取引価格はやや高めの展開であった。

部 別 取 扱 高 総 括 表

上段：数量：Kg・本  
下段：金額：円

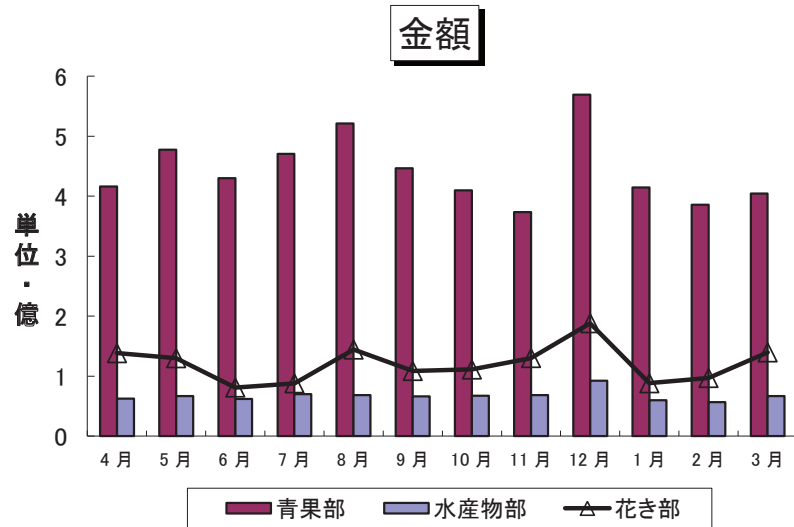
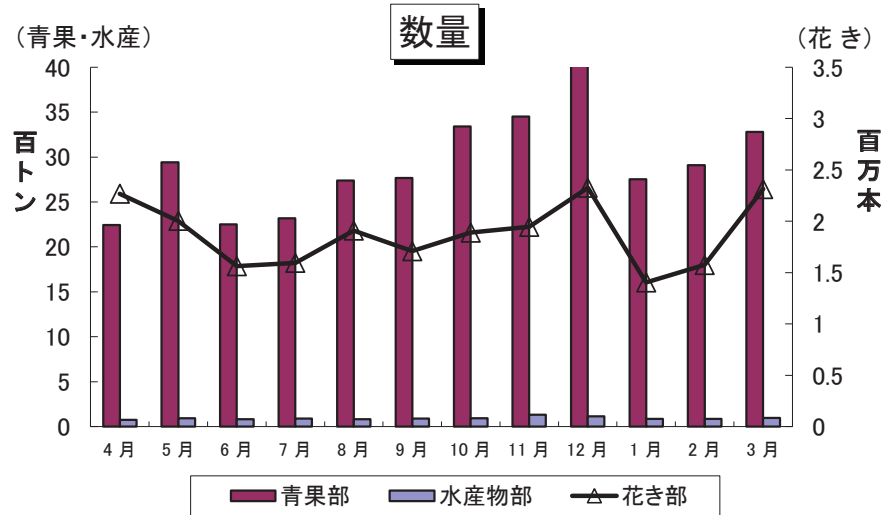
|     | 項目      | 合計                          | 4月                       | 5月                       | 6月                       | 7月                       | 8月                       | 9月                       | 10月                      | 11月                      | 12月                      | 1月                       | 2月                       | 3月                       |                      |
|-----|---------|-----------------------------|--------------------------|--------------------------|--------------------------|--------------------------|--------------------------|--------------------------|--------------------------|--------------------------|--------------------------|--------------------------|--------------------------|--------------------------|----------------------|
| 青果部 | 野菜      | 25,768,776<br>3,108,015,955 | 1,689,846<br>258,147,581 | 2,293,725<br>289,060,487 | 1,595,994<br>241,039,214 | 1,619,217<br>259,925,372 | 1,930,367<br>265,211,461 | 2,049,281<br>251,165,154 | 2,439,441<br>247,800,586 | 2,567,824<br>230,132,078 | 3,007,707<br>334,610,604 | 2,153,205<br>265,715,039 | 2,274,782<br>226,327,214 | 2,147,387<br>238,881,165 |                      |
|     | その他野菜   | 1,512<br>2,176,712          | 118<br>159,054           | 41<br>101,924            | 54<br>118,041            | 52<br>95,387             | 56<br>158,067            | 117<br>239,736           | 242<br>179,120           | 210<br>154,786           | 173<br>270,365           | 97<br>183,803            | 120<br>214,967           | 232<br>301,462           |                      |
|     | 加工品     | 407,538<br>106,202,723      | 32,297<br>7,605,145      | 34,860<br>8,723,246      | 30,773<br>6,722,446      | 31,572<br>6,989,258      | 32,473<br>7,473,249      | 30,698<br>7,025,934      | 32,474<br>8,243,251      | 33,309<br>9,548,215      | 45,515<br>17,417,157     | 50,120<br>13,965,088     | 43,417<br>10,530,348     | 10,030<br>1,959,386      |                      |
|     | その他(鶏卵) | 1,233,973<br>64,347,302     | 49,730<br>4,621,732      | 78,119<br>4,845,192      | 60,699<br>4,438,377      | 44,253<br>3,647,745      | 64,200<br>4,300,615      | 51,403<br>3,583,994      | 59,170<br>4,237,618      | 54,870<br>3,584,363      | 60,633<br>5,905,116      | 55,259<br>3,215,994      | 65,651<br>3,614,023      | 589,986<br>18,352,533    |                      |
|     | 野菜合計    | 27,411,799<br>3,280,742,692 | 1,771,991<br>270,533,512 | 2,406,745<br>302,730,849 | 1,687,520<br>252,318,078 | 1,695,094<br>270,657,762 | 2,027,096<br>277,143,392 | 2,131,499<br>262,014,818 | 2,531,327<br>260,460,575 | 2,656,213<br>243,419,442 | 3,114,028<br>358,203,242 | 2,258,681<br>283,079,924 | 2,383,970<br>240,686,552 | 2,747,635<br>259,494,546 |                      |
|     | 果実      | 7,702,451<br>2,038,766,473  | 472,105<br>145,603,508   | 533,043<br>174,881,368   | 563,847<br>177,811,646   | 622,350<br>199,922,141   | 711,507<br>244,243,147   | 635,111<br>184,691,076   | 809,236<br>149,441,583   | 795,401<br>129,898,825   | 1,007,086<br>211,175,839 | 495,423<br>131,331,570   | 526,764<br>144,900,608   | 530,578<br>144,865,162   |                      |
|     | 果実合計    | 7,702,451<br>2,038,766,473  | 472,105<br>145,603,508   | 533,043<br>174,881,368   | 563,847<br>177,811,646   | 622,350<br>199,922,141   | 711,507<br>244,243,147   | 635,111<br>184,691,076   | 809,236<br>149,441,583   | 795,401<br>129,898,825   | 1,007,086<br>211,175,839 | 495,423<br>131,331,570   | 526,764<br>144,900,608   | 530,578<br>144,865,162   |                      |
|     | 計       | 35,114,250<br>5,319,509,165 | 2,244,096<br>416,137,020 | 2,939,788<br>477,612,217 | 2,251,367<br>430,129,724 | 2,317,444<br>470,579,903 | 2,738,603<br>521,386,539 | 3,340,563<br>446,705,894 | 3,451,614<br>409,902,158 | 3,451,614<br>373,318,267 | 4,121,114<br>569,379,081 | 2,754,104<br>414,411,494 | 2,910,734<br>385,587,160 | 3,278,213<br>404,359,708 |                      |
|     | 水産部     | 鮮魚                          | 970,400<br>683,439,723   | 65,204<br>52,195,009     | 81,964<br>57,200,382     | 70,540<br>51,743,286     | 76,136<br>56,790,725     | 68,172<br>56,781,519     | 78,893<br>57,089,176     | 81,162<br>58,058,377     | 122,664<br>58,799,340    | 96,870<br>76,932,147     | 73,041<br>52,510,471     | 73,994<br>48,976,331     | 81,760<br>56,362,960 |
|     |         | 冷凍魚                         | 35,743<br>35,181,671     | 3,765<br>3,418,951       | 3,405<br>3,391,268       | 4,858<br>3,637,161       | 4,083<br>3,636,824       | 5,060<br>4,850,800       | 3,561<br>3,630,469       | 4,645<br>4,416,079       | 4,197<br>4,706,638       | 816<br>1,395,754         | 569<br>923,953           | 323<br>473,126           | 461<br>700,648       |
| 塩干  |         | 14,368<br>8,656,938         | 1,480<br>965,071         | 1,612<br>961,803         | 1,552<br>993,632         | 1,575<br>1,002,833       | 1,829<br>1,152,731       | 1,708<br>974,196         | 1,391<br>914,608         | 1,351<br>799,670         | 403<br>212,352           | 334<br>128,026           | 362<br>167,506           | 771<br>384,510           |                      |
| 加工品 |         | 101,381<br>78,939,145       | 6,349<br>5,675,208       | 6,017<br>5,212,987       | 6,252<br>5,488,272       | 6,946<br>8,313,824       | 6,636<br>5,575,439       | 5,781<br>4,288,868       | 5,359<br>4,070,895       | 5,509<br>3,842,039       | 16,359<br>13,862,495     | 10,351<br>6,320,577      | 11,177<br>6,817,991      | 14,645<br>9,470,550      |                      |
| その他 |         | 1,121,892<br>806,217,477    | 76,798<br>62,254,239     | 92,998<br>66,766,440     | 83,202<br>61,862,351     | 88,740<br>69,744,206     | 81,697<br>68,360,489     | 89,943<br>65,982,709     | 92,557<br>67,459,959     | 133,721<br>68,147,687    | 114,448<br>92,402,748    | 84,295<br>59,883,027     | 85,856<br>56,434,954     | 97,637<br>66,918,668     |                      |
| 計   |         | 1,121,892<br>806,217,477    | 76,798<br>62,254,239     | 92,998<br>66,766,440     | 83,202<br>61,862,351     | 88,740<br>69,744,206     | 81,697<br>68,360,489     | 89,943<br>65,982,709     | 92,557<br>67,459,959     | 133,721<br>68,147,687    | 114,448<br>92,402,748    | 84,295<br>59,883,027     | 85,856<br>56,434,954     | 97,637<br>66,918,668     |                      |
| 花き部 | 切花      | 16,300,616<br>920,488,488   | 1,390,506<br>76,270,270  | 1,256,439<br>61,902,557  | 1,178,691<br>52,870,093  | 1,301,403<br>65,758,731  | 1,653,904<br>116,687,720 | 1,312,579<br>78,535,550  | 1,301,808<br>68,092,835  | 1,155,061<br>63,422,547  | 1,624,142<br>116,271,518 | 1,096,416<br>64,392,592  | 1,251,469<br>68,478,688  | 1,778,198<br>87,805,387  |                      |
|     | 葉物      | 921,210<br>38,568,533       | 85,227<br>3,044,383      | 81,884<br>3,006,303      | 68,242<br>2,406,459      | 69,190<br>2,948,656      | 103,341<br>5,932,322     | 81,014<br>3,508,221      | 74,216<br>3,223,272      | 78,388<br>2,962,536      | 86,033<br>4,146,904      | 63,549<br>2,307,320      | 57,823<br>1,966,662      | 72,303<br>3,115,495      |                      |
|     | 枝物      | 519,021<br>51,263,301       | 22,324<br>2,211,486      | 15,695<br>1,954,217      | 20,547<br>1,924,952      | 27,403<br>2,626,978      | 38,004<br>4,026,662      | 30,883<br>2,925,203      | 31,136<br>2,832,719      | 31,025<br>2,812,805      | 211,741<br>22,494,371    | 21,836<br>2,111,314      | 33,468<br>2,390,077      | 34,959<br>2,952,517      |                      |
|     | 鉢物      | 417,665<br>213,978,330      | 38,257<br>17,035,365     | 68,338<br>33,945,480     | 28,640<br>12,621,656     | 20,285<br>9,805,487      | 20,453<br>13,752,431     | 27,548<br>12,988,632     | 30,117<br>13,432,215     | 49,438<br>26,192,551     | 35,684<br>25,815,645     | 22,715<br>11,055,471     | 30,699<br>13,795,968     | 45,491<br>23,537,429     |                      |
|     | 苗物      | 4,100,410<br>188,715,217    | 716,200<br>35,707,052    | 567,291<br>23,502,765    | 257,696<br>9,721,193     | 147,430<br>4,990,360     | 87,762<br>2,961,999      | 250,346<br>9,579,906     | 418,255<br>20,957,033    | 615,590<br>32,664,708    | 294,603<br>14,231,510    | 193,405<br>7,261,897     | 187,426<br>8,497,875     | 364,406<br>18,638,919    |                      |
|     | 花木      | 60,872<br>22,284,909        | 8,740<br>3,703,468       | 11,200<br>5,388,489      | 3,922<br>1,288,420       | 4,201<br>1,242,324       | 2,219<br>660,125         | 2,853<br>868,363         | 5,885<br>1,799,345       | 6,687<br>1,635,886       | 2,180<br>830,163         | 2,011<br>677,850         | 3,354<br>1,197,280       | 7,620<br>2,993,196       |                      |
|     | その他     | 93,952<br>3,961,109         | 2,300<br>22,114          | 1,095<br>44,284          | 2,030<br>22,103          | 2,973<br>100,317         | 1,880<br>123,419         | 222<br>8,715             | 3,236<br>84,306          | 7,086<br>256,963         | 68,524<br>2,918,886      | 1,686<br>119,627         | 1,829<br>167,423         | 1,091<br>92,952          |                      |
|     | 資材      | 81,880<br>3,944,587         | 4,467<br>182,459         | 1,553<br>61,367          | 2,191<br>114,818         | 21,869<br>446,906        | 1,312<br>106,555         | 2,353<br>93,398          | 23,907<br>582,457        | 1,998<br>146,554         | 3,259<br>1,436,763       | 2,148<br>122,913         | 7,700<br>304,621         | 9,123<br>345,776         |                      |
|     | 計       | 22,495,626<br>1,443,204,474 | 2,268,021<br>138,176,597 | 2,003,495<br>129,805,462 | 1,561,959<br>80,969,694  | 1,594,754<br>87,919,759  | 1,908,875<br>144,251,233 | 1,707,798<br>108,507,988 | 1,888,560<br>111,004,182 | 1,945,273<br>130,094,570 | 2,326,166<br>188,145,760 | 1,403,766<br>88,048,984  | 1,573,768<br>96,798,594  | 2,313,191<br>139,481,671 |                      |
|     | 合計      | 7,568,931,116               | 616,567,856              | 674,184,119              | 572,961,769              | 628,243,868              | 733,998,261              | 621,196,591              | 588,366,299              | 571,560,504              | 849,927,589              | 562,343,505              | 538,820,708              | 610,760,047              |                      |

部別取扱高総括表

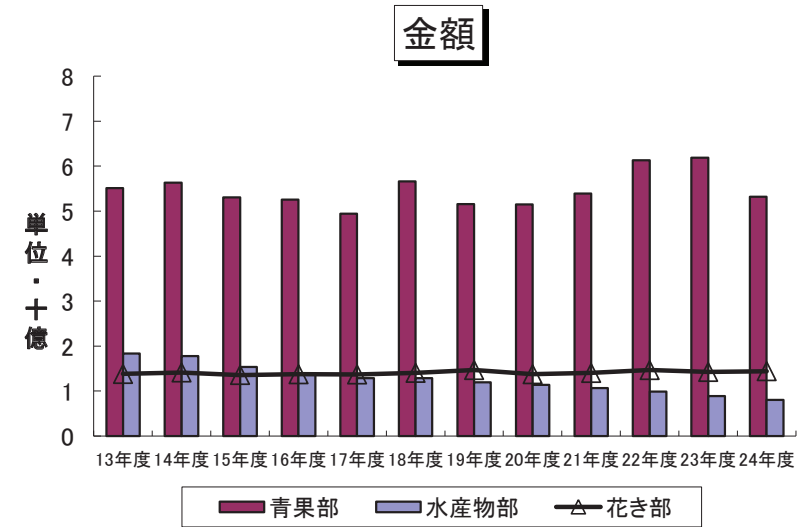
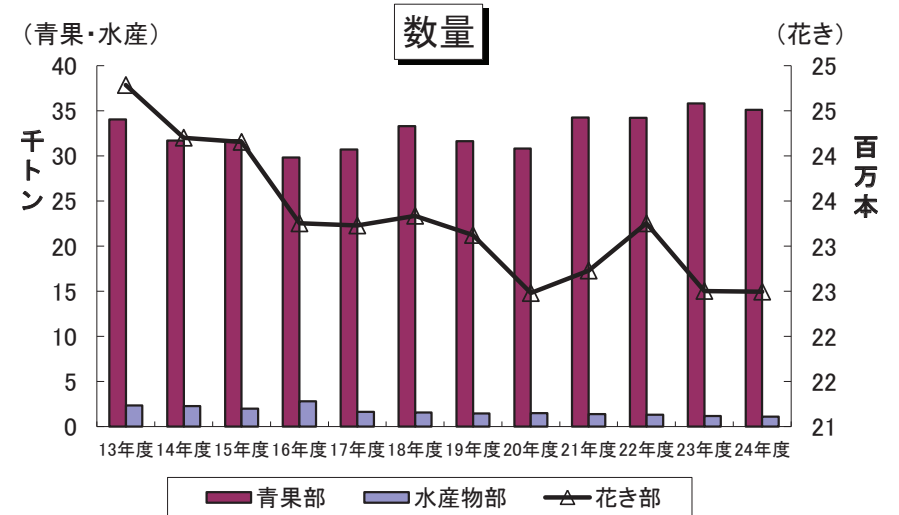
上段：数量：Kg・本  
下段：金額：円

|     |            | 項目            | 合計            | 4月          | 5月          | 6月          | 7月          | 8月          | 9月          | 10月         | 11月         | 12月         | 1月          | 2月          | 3月          |
|-----|------------|---------------|---------------|-------------|-------------|-------------|-------------|-------------|-------------|-------------|-------------|-------------|-------------|-------------|-------------|
| 青果部 | 委託         | 野菜            | 10,607,787    | 833,838     | 1,127,945   | 671,728     | 603,146     | 661,345     | 598,941     | 949,307     | 997,284     | 1,156,173   | 1,051,617   | 1,081,595   | 874,868     |
|     |            | 果実            | 1,312,619,415 | 122,599,845 | 127,006,252 | 92,308,622  | 104,518,179 | 102,328,586 | 91,847,677  | 115,189,882 | 98,711,077  | 136,766,218 | 118,846,574 | 110,884,992 | 91,611,511  |
|     | 買付         | 野菜            | 16,804,012    | 938,153     | 1,278,800   | 1,015,792   | 1,091,948   | 1,365,751   | 1,532,558   | 1,582,020   | 1,658,929   | 1,957,855   | 1,207,064   | 1,302,375   | 1,872,767   |
|     |            | 果実            | 1,968,123,277 | 147,933,667 | 175,724,597 | 160,009,456 | 166,139,583 | 174,814,806 | 170,167,141 | 145,270,693 | 144,708,365 | 221,437,024 | 164,233,350 | 129,801,560 | 167,883,035 |
|     | 計          |               | 35,114,250    | 2,244,096   | 2,939,788   | 2,251,367   | 2,317,444   | 2,738,603   | 2,766,610   | 3,340,563   | 3,451,614   | 4,121,114   | 2,754,104   | 2,910,734   | 3,278,213   |
| 水産部 | 委託         | 鮮魚            | 806,005       | 55,787      | 72,759      | 63,663      | 68,999      | 59,455      | 71,772      | 73,286      | 71,795      | 77,959      | 58,906      | 63,525      | 68,099      |
|     |            | 冷凍魚           | 430           | 0           | 21          | 38          | 16          | 51          | 17          | 0           | 0           | 57          | 101         | 56          | 73          |
|     |            | 塩干            | 288,143       | 0           | 18,386      | 20,675      | 18,377      | 57,265      | 18,963      | 0           | 0           | 37,528      | 75,999      | 17,640      | 23,310      |
|     |            | 加工品<br>その他    | 5,761         | 802         | 768         | 743         | 743         | 763         | 706         | 663         | 573         | 0           | 0           | 0           | 0           |
|     | 買付         | 鮮魚            | 3,851,148     | 536,711     | 499,540     | 490,858     | 502,228     | 519,585     | 481,804     | 446,484     | 373,938     | 0           | 0           | 0           | 0           |
|     |            | 冷凍魚           | 11,491        | 762         | 864         | 793         | 1,207       | 637         | 583         | 534         | 475         | 1,456       | 1,273       | 1,285       | 1,622       |
|     |            | 塩干            | 14,929,293    | 973,162     | 765,159     | 968,409     | 3,585,700   | 548,179     | 493,325     | 556,257     | 382,081     | 1,584,447   | 1,395,011   | 1,615,148   | 2,062,415   |
|     |            | 加工品<br>その他    | 164,395       | 9,417       | 9,205       | 6,877       | 7,137       | 8,717       | 7,121       | 7,876       | 50,869      | 18,911      | 14,135      | 10,469      | 13,661      |
|     |            | 冷凍魚           | 138,051,999   | 7,913,005   | 8,176,372   | 6,752,590   | 7,182,934   | 11,657,552  | 8,741,791   | 10,887,022  | 9,176,465   | 25,416,649  | 17,749,514  | 11,186,095  | 13,212,010  |
|     |            | 塩干            | 34,893,528    | 3,418,951   | 3,372,882   | 3,616,486   | 3,618,447   | 4,793,535   | 3,611,506   | 4,416,079   | 4,706,638   | 1,358,226   | 847,954     | 455,486     | 677,338     |
|     | 計          | 8,607         | 678           | 844         | 809         | 832         | 1,066       | 1,002       | 728         | 778         | 403         | 334         | 362         | 771         |             |
|     |            | 4,805,790     | 428,360       | 462,263     | 502,774     | 500,605     | 633,146     | 492,392     | 468,124     | 425,732     | 212,352     | 128,026     | 167,506     | 384,510     |             |
|     |            | 89,890        | 5,587         | 5,153       | 5,459       | 5,739       | 5,999       | 5,198       | 4,825       | 5,034       | 14,903      | 9,078       | 9,892       | 13,023      |             |
|     | 計          | 64,009,852    | 4,702,046     | 4,447,828   | 4,519,863   | 4,728,124   | 5,027,260   | 3,795,543   | 3,514,638   | 3,459,958   | 12,278,048  | 4,925,566   | 5,202,843   | 7,408,135   |             |
|     | 花き部        | 委託            | 切花            | 1,121,892   | 76,798      | 92,998      | 83,202      | 88,740      | 81,697      | 89,943      | 92,557      | 133,721     | 114,448     | 84,295      | 85,856      |
| 葉枝物 |            |               | 16,095,475    | 1,381,046   | 1,251,259   | 1,158,301   | 1,276,563   | 1,602,444   | 1,290,979   | 1,289,608   | 1,153,162   | 1,594,210   | 1,088,676   | 1,244,269   | 1,764,958   |
| 鉢物  |            |               | 907,456,353   | 75,692,612  | 61,685,879  | 52,321,362  | 64,960,205  | 113,016,237 | 77,129,231  | 67,796,157  | 63,254,159  | 113,251,811 | 63,656,227  | 67,889,743  | 86,802,730  |
| その他 |            |               | 1,419,086     | 107,551     | 97,579      | 88,789      | 96,593      | 141,345     | 111,897     | 105,352     | 109,413     | 276,629     | 85,385      | 91,291      | 107,262     |
| 買付  |            | 切花            | 87,302,977    | 5,266,233   | 4,966,085   | 4,332,671   | 5,575,235   | 9,962,029   | 6,441,404   | 6,053,366   | 5,775,866   | 24,089,433  | 4,416,324   | 4,356,319   | 6,068,012   |
|     |            | 葉枝物           | 369,975       | 34,082      | 65,645      | 24,943      | 17,156      | 16,723      | 24,088      | 25,725      | 42,139      | 32,220      | 20,574      | 26,033      | 40,647      |
|     |            | 鉢物            | 195,117,879   | 15,186,713  | 32,931,820  | 11,218,582  | 8,598,196   | 12,139,520  | 11,683,791  | 11,905,839  | 23,193,881  | 24,664,964  | 10,230,034  | 12,105,790  | 21,258,749  |
|     |            | その他           | 4,155,612     | 717,388     | 574,924     | 258,607     | 149,484     | 88,631      | 245,534     | 411,643     | 609,190     | 360,189     | 191,688     | 186,631     | 361,703     |
|     |            | 切花            | 197,031,914   | 37,506,791  | 28,042,054  | 10,119,684  | 5,659,341   | 3,224,998   | 9,172,983   | 20,055,182  | 30,847,367  | 17,821,397  | 7,013,756   | 8,434,224   | 19,134,137  |
|     |            | 葉枝物           | 205,141       | 9,460       | 5,180       | 20,390      | 24,840      | 51,460      | 21,600      | 12,200      | 1,899       | 29,932      | 7,740       | 7,200       | 13,240      |
| 計   |            | 13,032,135    | 577,658       | 216,678     | 548,731     | 798,526     | 3,671,483   | 1,406,319   | 296,678     | 1,406,319   | 296,678     | 168,388     | 3,019,707   | 736,365     | 588,945     |
|     |            | 21,145        | 0             | 0           | 0           | 0           | 0           | 0           | 0           | 0           | 0           | 21,145      | 0           | 0           | 0           |
|     |            | 2,528,857     | -10,364       | -5,565      | -1,260      | 399         | -3,045      | -7,980      | 2,625       | -525        | 2,551,842   | 2,310       | 420         | 0           |             |
| 計   |            | 47,690        | 4,175         | 2,693       | 3,697       | 3,129       | 3,730       | 3,460       | 4,392       | 7,299       | 3,464       | 2,141       | 4,666       | 4,844       |             |
|     |            | 18,860,451    | 1,848,652     | 1,013,660   | 1,403,074   | 1,207,291   | 1,612,911   | 1,304,841   | 1,526,376   | 2,998,670   | 1,150,681   | 825,437     | 1,690,178   | 2,278,680   |             |
|     | 181,502    | 14,319        | 6,215         | 7,232       | 26,989      | 4,542       | 10,240      | 39,640      | 22,171      | 8,377       | 7,562       | 13,678      | 20,537      |             |             |
| 計   | 21,873,908 | 2,108,302     | 954,851       | 1,026,850   | 1,120,566   | 627,100     | 1,377,399   | 3,367,959   | 3,856,744   | 1,595,925   | 1,168,531   | 1,732,975   | 2,936,706   |             |             |
| 合計  |            | 22,495,626    | 2,268,021     | 2,003,495   | 1,561,959   | 1,594,754   | 1,908,875   | 1,707,798   | 1,888,560   | 1,945,273   | 2,326,166   | 1,403,766   | 1,573,768   | 2,313,191   |             |
|     |            | 1,443,204,474 | 138,176,597   | 129,805,462 | 80,969,694  | 87,919,759  | 144,251,233 | 108,507,988 | 111,004,182 | 130,094,550 | 188,145,760 | 88,048,984  | 96,798,594  | 139,481,671 |             |
| 合計  |            |               | 7,568,931,116 | 616,567,856 | 674,184,119 | 572,961,769 | 628,243,868 | 733,998,261 | 621,196,591 | 588,366,299 | 571,560,504 | 849,927,589 | 562,343,505 | 538,820,708 | 610,760,047 |

## 月別取扱高グラフ

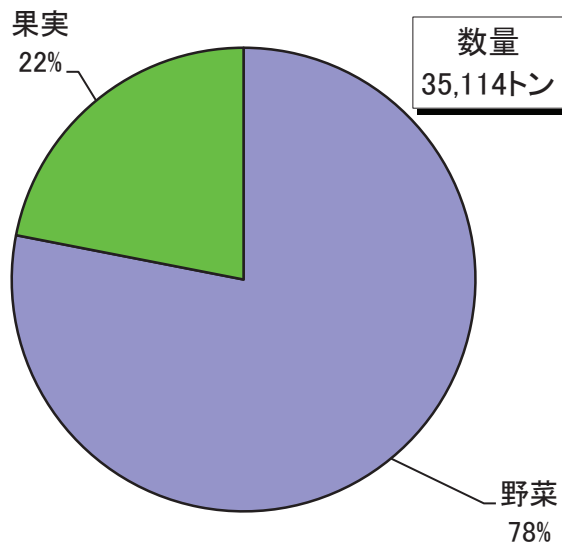


## 10年間の取扱高推移

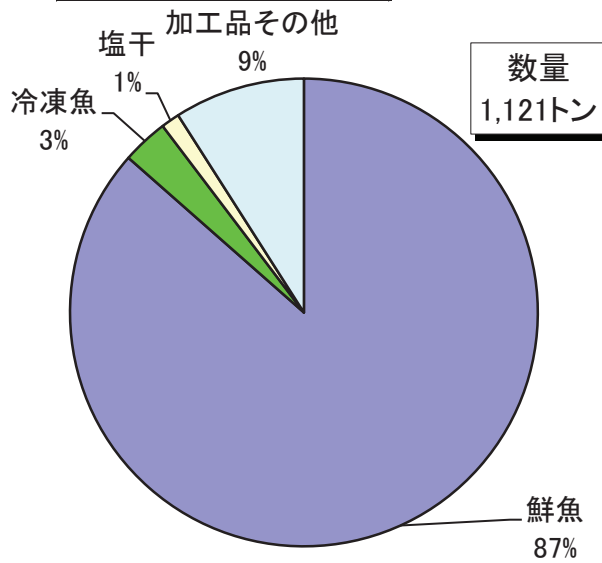




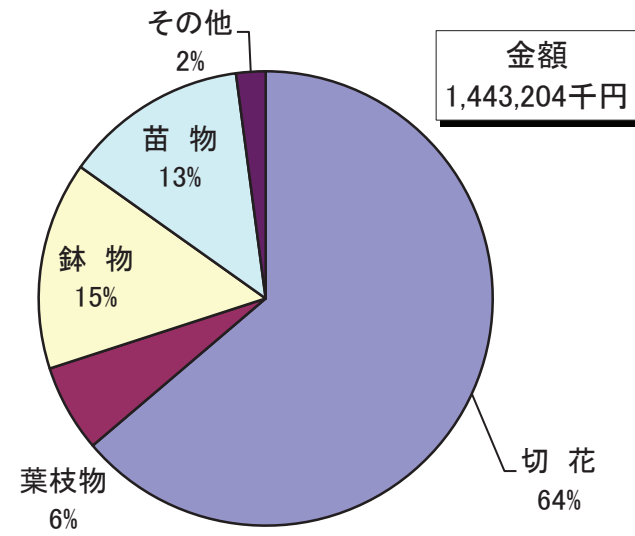
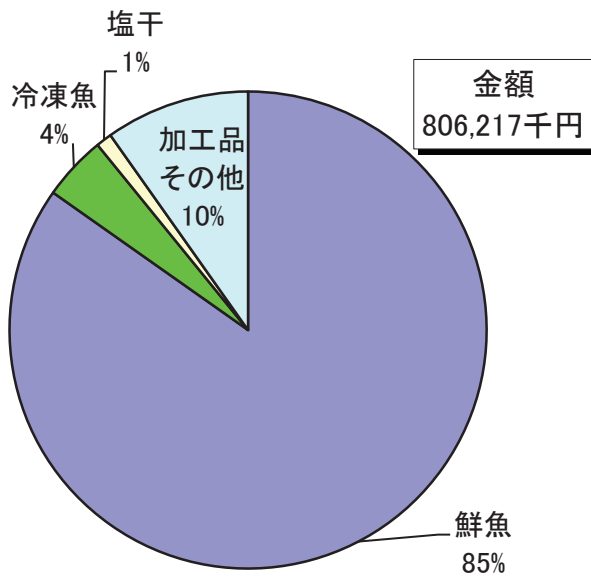
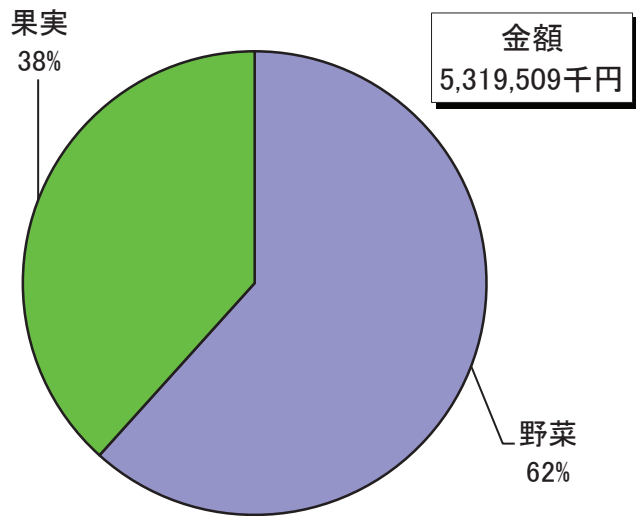
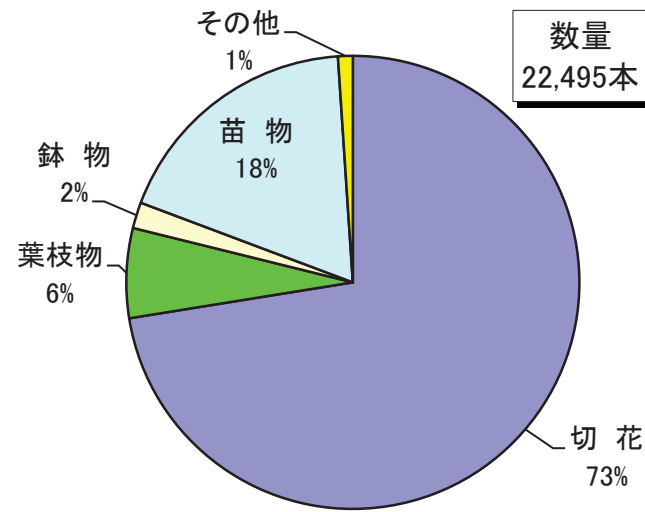
### 青果部



### 水産物部



### 花き部

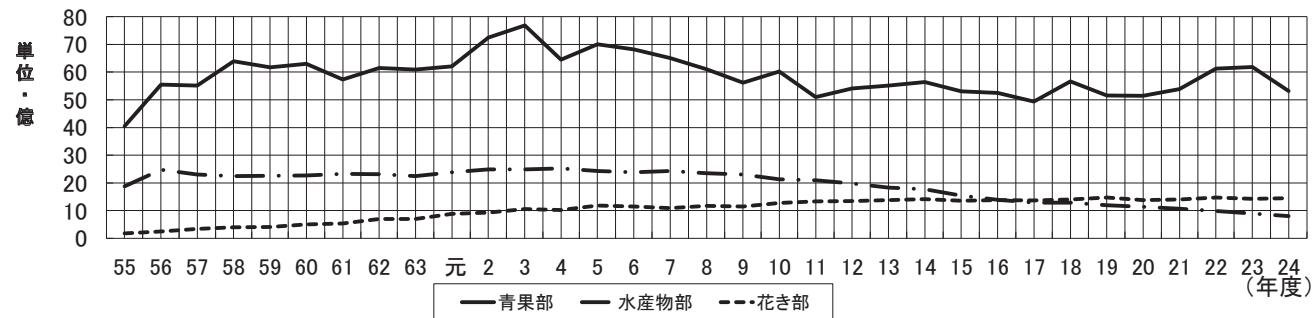


## 年度別取扱高推移表

| 年度 | 青 果 部      |               |     |      | 水 産 物 部   |               |     |      | 花 き 部      |               |    |      | 合 計            |      |
|----|------------|---------------|-----|------|-----------|---------------|-----|------|------------|---------------|----|------|----------------|------|
|    | 数量(kg)     | 金額(円)         | 単価  | 対比   | 数量(kg)    | 金額(円)         | 単価  | 対比   | 数量(本)      | 金額(円)         | 単価 | 対比   | 金額(円)          | 対比   |
| 55 | 26,367,460 | 4,041,892,169 | 153 | -    | 2,879,102 | 1,880,830,165 | 653 | -    | 3,156,496  | 175,161,011   | 55 | -    | 6,097,883,345  | -    |
| 56 | 38,662,957 | 5,550,211,254 | 144 | 100% | 3,527,757 | 2,480,137,347 | 703 | 100% | 6,143,565  | 252,558,160   | 41 | 100% | 8,282,906,761  | 100% |
| 57 | 41,459,473 | 5,517,432,476 | 133 | 99%  | 3,213,712 | 2,298,331,539 | 715 | 93%  | 7,325,636  | 337,410,085   | 46 | 134% | 8,153,174,100  | 98%  |
| 58 | 40,949,251 | 6,391,544,012 | 156 | 115% | 3,441,622 | 2,243,375,740 | 652 | 90%  | 8,145,111  | 398,221,880   | 49 | 158% | 9,033,141,632  | 109% |
| 59 | 41,896,427 | 6,169,079,520 | 147 | 111% | 3,241,902 | 2,251,845,629 | 695 | 91%  | 9,716,187  | 411,658,022   | 42 | 163% | 8,832,583,171  | 107% |
| 60 | 41,733,773 | 6,300,265,296 | 151 | 114% | 3,209,206 | 2,264,581,826 | 706 | 91%  | 9,744,596  | 504,113,908   | 52 | 200% | 9,068,961,030  | 109% |
| 61 | 42,431,985 | 5,731,041,708 | 135 | 103% | 3,327,150 | 2,325,696,706 | 699 | 94%  | 12,057,166 | 540,328,955   | 45 | 214% | 8,597,067,369  | 104% |
| 62 | 41,587,382 | 6,144,332,256 | 148 | 111% | 3,304,873 | 2,314,455,184 | 700 | 93%  | 13,096,109 | 695,630,454   | 53 | 275% | 9,154,417,894  | 111% |
| 63 | 40,185,951 | 6,086,439,118 | 151 | 110% | 3,293,441 | 2,244,146,478 | 681 | 90%  | 13,408,709 | 703,496,276   | 52 | 279% | 9,034,081,872  | 109% |
| 元  | 37,681,501 | 6,202,842,070 | 165 | 112% | 3,151,681 | 2,389,837,874 | 758 | 96%  | 14,729,696 | 877,953,321   | 60 | 348% | 9,470,633,265  | 114% |
| 2  | 35,713,928 | 7,242,944,154 | 203 | 130% | 3,161,731 | 2,486,235,917 | 786 | 100% | 14,368,546 | 933,764,320   | 65 | 370% | 10,662,944,391 | 129% |
| 3  | 35,052,215 | 7,681,585,668 | 219 | 138% | 3,068,190 | 2,483,732,610 | 810 | 100% | 14,699,318 | 1,055,529,264 | 72 | 418% | 11,220,847,542 | 135% |
| 4  | 35,510,532 | 6,450,515,089 | 182 | 116% | 3,133,521 | 2,525,162,054 | 806 | 102% | 15,781,715 | 1,019,420,920 | 65 | 404% | 9,995,098,063  | 121% |
| 5  | 32,909,918 | 6,998,865,147 | 213 | 126% | 2,967,908 | 2,428,593,423 | 818 | 98%  | 16,816,844 | 1,180,273,934 | 70 | 467% | 10,607,732,504 | 128% |
| 6  | 34,902,262 | 6,818,910,365 | 195 | 123% | 2,833,555 | 2,380,119,919 | 840 | 96%  | 17,224,563 | 1,146,863,587 | 67 | 454% | 10,345,893,871 | 125% |
| 7  | 36,583,482 | 6,509,630,121 | 178 | 117% | 2,761,520 | 2,425,058,972 | 878 | 98%  | 16,855,455 | 1,089,169,959 | 65 | 431% | 10,023,859,052 | 121% |
| 8  | 33,541,684 | 6,100,956,371 | 182 | 110% | 2,629,434 | 2,350,017,127 | 894 | 95%  | 17,723,865 | 1,169,334,175 | 66 | 463% | 9,620,307,673  | 116% |
| 9  | 32,402,186 | 5,617,500,979 | 173 | 101% | 2,641,325 | 2,303,760,726 | 872 | 93%  | 17,813,442 | 1,149,977,647 | 65 | 455% | 9,071,239,352  | 110% |
| 10 | 29,108,194 | 6,020,363,994 | 207 | 108% | 2,492,062 | 2,125,851,547 | 853 | 86%  | 19,035,353 | 1,276,825,341 | 67 | 506% | 9,423,040,882  | 114% |
| 11 | 28,306,269 | 5,093,609,947 | 180 | 92%  | 2,579,810 | 2,097,749,142 | 813 | 85%  | 21,598,618 | 1,337,508,120 | 62 | 530% | 8,528,867,209  | 103% |
| 12 | 32,294,961 | 5,411,195,039 | 168 | 97%  | 2,491,714 | 1,975,830,261 | 793 | 80%  | 23,856,328 | 1,349,587,219 | 57 | 534% | 8,736,612,519  | 105% |
| 13 | 34,034,922 | 5,508,568,067 | 162 | 99%  | 2,350,946 | 1,831,513,921 | 779 | 74%  | 24,785,156 | 1,380,829,410 | 56 | 547% | 8,720,911,398  | 105% |
| 14 | 31,705,094 | 5,635,171,144 | 178 | 102% | 2,260,346 | 1,777,010,992 | 786 | 72%  | 24,201,587 | 1,414,474,306 | 58 | 560% | 8,826,656,442  | 107% |
| 15 | 31,729,685 | 5,303,480,100 | 167 | 96%  | 1,977,102 | 1,536,362,700 | 777 | 62%  | 24,155,206 | 1,358,350,984 | 56 | 538% | 8,198,193,784  | 99%  |
| 16 | 29,827,063 | 5,252,693,053 | 176 | 95%  | 2,813,679 | 1,395,851,761 | 496 | 56%  | 23,252,396 | 1,375,131,369 | 59 | 544% | 8,023,676,183  | 97%  |
| 17 | 30,706,986 | 4,939,511,850 | 161 | 89%  | 1,639,067 | 1,289,527,660 | 787 | 52%  | 23,228,780 | 1,370,256,627 | 59 | 543% | 7,599,296,137  | 92%  |
| 18 | 33,277,403 | 5,662,059,571 | 170 | 102% | 1,562,278 | 1,284,261,995 | 822 | 52%  | 23,336,473 | 1,405,941,213 | 60 | 557% | 8,352,262,779  | 101% |
| 19 | 31,639,611 | 5,158,721,801 | 163 | 93%  | 1,461,414 | 1,192,945,969 | 816 | 48%  | 23,123,425 | 1,468,664,334 | 64 | 582% | 7,820,332,104  | 94%  |
| 20 | 30,806,726 | 5,148,090,408 | 167 | 93%  | 1,479,092 | 1,138,517,661 | 770 | 46%  | 22,480,015 | 1,375,635,007 | 61 | 545% | 7,662,243,076  | 93%  |
| 21 | 34,269,221 | 5,390,195,757 | 157 | 97%  | 1,375,112 | 1,065,115,697 | 775 | 43%  | 22,729,245 | 1,403,171,525 | 62 | 556% | 7,858,482,979  | 95%  |
| 22 | 34,223,390 | 6,128,189,671 | 179 | 110% | 1,329,428 | 986,804,465   | 742 | 40%  | 23,252,666 | 1,468,229,309 | 63 | 581% | 8,583,223,445  | 104% |
| 23 | 35,824,225 | 6,184,630,890 | 173 | 111% | 1,180,708 | 891,712,052   | 755 | 36%  | 22,503,643 | 1,425,987,557 | 63 | 565% | 8,502,330,499  | 103% |
| 24 | 35,114,250 | 5,319,509,165 | 151 | 96%  | 1,121,892 | 806,217,477   | 719 | 33%  | 22,495,626 | 1,443,204,474 | 64 | 571% | 7,568,931,116  | 91%  |

※対比：昭和56年度の金額を100%とした場合の比率

### 年度別取扱高グラフ



青 果 部

上段:数量Kg

下段:金額円

| 品目名       | 産地名   | 産地別割合 | 合計            | 4月          | 5月          | 6月          | 7月          | 8月          | 9月          | 10月         | 11月         | 12月         | 1月          | 2月          | 3月          |             |
|-----------|-------|-------|---------------|-------------|-------------|-------------|-------------|-------------|-------------|-------------|-------------|-------------|-------------|-------------|-------------|-------------|
| 野菜<br>合計  | 合計    | 100%  | 27,384,654    | 1,771,691   | 2,406,023   | 1,686,573   | 1,694,012   | 2,025,242   | 2,130,821   | 2,530,315   | 2,653,590   | 3,104,289   | 2,253,913   | 2,380,135   | 2,748,051   |             |
|           |       | 100%  | 3,262,302,270 | 270,309,375 | 302,330,343 | 251,939,153 | 270,129,184 | 276,236,385 | 261,627,121 | 259,820,388 | 241,157,472 | 351,846,554 | 279,289,661 | 237,832,831 | 259,783,803 |             |
|           | 単価    |       | 119           | 153         | 126         | 149         | 159         | 136         | 123         | 103         | 91          | 113         | 124         | 100         | 95          |             |
|           | 前年対比  |       |               | 100.2%      | 74.0%       | 107.4%      | 105.5%      | 92.0%       | 99.6%       | 80.4%       | 107.4%      | 109.5%      | 113.6%      | 115.2%      | 96.2%       | 104.5%      |
|           |       |       |               | 82.2%       | 71.2%       | 96.3%       | 87.5%       | 95.6%       | 82.9%       | 62.8%       | 74.8%       | 88.5%       | 98.6%       | 101.3%      | 71.8%       | 70.4%       |
|           | 市内    |       | 25.5%         | 6,992,379   | 397,665     | 453,066     | 444,478     | 311,026     | 332,650     | 466,451     | 812,608     | 724,289     | 717,611     | 446,922     | 630,611     | 1,255,003   |
|           |       |       | 21.8%         | 712,061,038 | 59,151,045  | 63,835,484  | 69,274,871  | 47,490,206  | 36,478,491  | 35,687,920  | 61,638,662  | 46,333,820  | 75,827,575  | 61,691,835  | 53,001,697  | 101,649,432 |
|           | 三股町   |       | 2.2%          | 593,669     | 11,266      | 25,439      | 17,554      | 35,320      | 68,986      | 30,741      | 52,047      | 120,063     | 71,248      | 70,191      | 43,374      | 47,438      |
|           |       |       | 1.9%          | 61,757,291  | 2,382,279   | 3,740,463   | 3,940,561   | 5,262,946   | 5,144,220   | 4,882,695   | 4,949,447   | 9,393,781   | 6,836,047   | 6,142,137   | 4,093,319   | 4,989,396   |
|           | 西諸県郡  |       | 3.6%          | 974,344     | 20,771      | 23,803      | 75,961      | 113,874     | 184,568     | 150,565     | 104,923     | 97,979      | 113,211     | 46,102      | 23,643      | 18,943      |
|           |       |       | 4.0%          | 130,825,328 | 4,797,764   | 4,257,416   | 10,192,924  | 20,483,557  | 23,654,853  | 17,418,931  | 12,374,009  | 10,683,599  | 12,719,355  | 7,030,350   | 3,838,883   | 3,373,687   |
|           | 県内    |       | 13.0%         | 3,567,369   | 189,886     | 211,651     | 239,081     | 268,215     | 226,410     | 309,310     | 290,615     | 435,042     | 569,018     | 317,766     | 227,817     | 282,557     |
|           |       |       | 15.6%         | 507,416,527 | 41,537,746  | 40,197,562  | 41,484,129  | 47,774,847  | 35,475,216  | 40,496,397  | 33,080,501  | 47,587,508  | 68,277,475  | 42,214,898  | 35,183,264  | 34,106,984  |
|           | 曾於市   |       | 9.7%          | 2,660,437   | 118,738     | 213,162     | 218,423     | 178,859     | 138,347     | 105,029     | 222,055     | 192,820     | 367,539     | 372,658     | 355,069     | 177,739     |
|           |       |       | 8.8%          | 287,495,095 | 18,459,481  | 30,116,310  | 32,704,854  | 29,037,458  | 17,931,097  | 14,770,721  | 25,471,435  | 18,954,040  | 28,393,070  | 27,725,174  | 27,604,728  | 16,326,727  |
|           | 霧島市   |       | 0.3%          | 78,966      | 14,735      | 10,473      | 3,388       | 4,563       | 361         | 232         | 2,268       | 10,192      | 3,334       | 10,367      | 3,435       | 15,621      |
|           |       |       | 0.2%          | 7,580,976   | 1,972,393   | 1,004,881   | 276,184     | 557,448     | 91,084      | 67,976      | 218,922     | 824,498     | 324,247     | 921,039     | 394,099     | 928,205     |
|           | 鹿児島県内 |       | 23.2%         | 6,363,574   | 647,935     | 1,126,867   | 278,764     | 307,955     | 465,874     | 380,536     | 307,781     | 511,759     | 713,921     | 566,998     | 676,366     | 378,816     |
|           |       |       | 20.5%         | 667,454,064 | 76,663,626  | 101,000,930 | 28,330,464  | 46,406,915  | 65,180,579  | 49,915,260  | 25,314,584  | 34,610,709  | 68,730,090  | 72,823,186  | 60,119,405  | 38,358,316  |
|           | 熊本    |       | 3.0%          | 829,348     | 75,005      | 105,318     | 116,278     | 67,677      | 69,044      | 46,901      | 70,852      | 77,856      | 67,409      | 59,565      | 26,898      | 46,545      |
|           |       |       | 4.0%          | 130,091,026 | 12,818,072  | 13,534,657  | 14,943,942  | 11,516,439  | 11,404,702  | 11,642,758  | 12,684,677  | 10,597,816  | 10,753,072  | 9,174,343   | 4,778,193   | 6,242,355   |
|           | 大分    |       | 1.3%          | 360,531     | 26,683      | 28,881      | 37,647      | 40,718      | 33,071      | 29,601      | 28,690      | 26,846      | 31,347      | 30,777      | 21,806      | 24,464      |
|           |       |       | 2.2%          | 71,312,211  | 5,404,237   | 6,069,999   | 6,044,093   | 7,075,609   | 6,953,154   | 6,420,058   | 5,736,878   | 5,699,334   | 7,659,023   | 5,596,966   | 3,977,512   | 4,675,348   |
|           | 福岡    |       | 1.3%          | 364,081     | 45,656      | 33,331      | 31,819      | 24,623      | 26,844      | 39,269      | 31,789      | 27,179      | 29,920      | 22,151      | 25,116      | 26,385      |
|           |       |       | 4.2%          | 135,757,702 | 11,993,999  | 10,276,260  | 10,454,414  | 9,608,047   | 9,438,068   | 12,094,150  | 11,944,588  | 11,665,167  | 17,692,392  | 12,175,499  | 9,935,390   | 8,479,728   |
|           | 佐賀    |       | 1.9%          | 512,904     | 40,989      | 75,468      | 83,609      | 65,823      | 98,439      | 26,180      | 21,913      | 22,705      | 18,691      | 22,219      | 18,209      | 18,660      |
|           |       |       | 1.8%          | 59,688,043  | 4,837,291   | 6,670,852   | 9,435,698   | 9,330,966   | 14,301,606  | 2,840,084   | 1,870,651   | 1,683,369   | 1,862,805   | 3,162,419   | 1,745,962   | 1,946,340   |
| 長崎        |       | 2.3%  | 639,800       | 38,614      | 26,561      | 14,616      | 53,007      | 18,954      | 2,179       | 21,074      | 32,686      | 76,957      | 73,359      | 51,592      | 230,202     |             |
|           |       | 1.9%  | 61,968,255    | 5,593,196   | 3,156,632   | 1,804,051   | 4,023,168   | 1,408,783   | 608,795     | 2,521,308   | 3,914,958   | 13,136,100  | 7,557,542   | 4,964,893   | 13,278,829  |             |
| 沖縄        |       | 0.0%  | 383           | 15          | 30          | 53          | 6           | 0           | 0           | 0           | 0           | 68          | 104         | 40          | 66          |             |
|           |       | 0.0%  | 193,422       | 9,493       | 14,543      | 13,546      | 1,360       | 0           | 0           | 0           | 0           | 38,841      | 59,138      | 26,019      | 30,482      |             |
| その他<br>県外 |       | 12.6% | 3,446,870     | 143,733     | 71,974      | 124,902     | 222,348     | 361,694     | 543,829     | 563,698     | 374,174     | 324,016     | 214,733     | 276,157     | 225,612     |             |
|           |       | 13.1% | 428,701,292   | 24,688,753  | 18,454,354  | 23,039,422  | 31,560,218  | 48,774,532  | 64,781,376  | 62,014,726  | 39,208,873  | 39,596,462  | 23,015,135  | 28,169,467  | 25,397,974  |             |

上段:数量Kg

下段:金額円

| 品目名        | 産地名   | 産地別割合 | 合計         | 4月         | 5月        | 6月        | 7月        | 8月        | 9月        | 10月        | 11月       | 12月       | 1月        | 2月        | 3月        |           |
|------------|-------|-------|------------|------------|-----------|-----------|-----------|-----------|-----------|------------|-----------|-----------|-----------|-----------|-----------|-----------|
| 大<br>根     | 合 計   | 100%  | 1,399,044  | 169,912    | 112,779   | 77,163    | 67,217    | 66,504    | 87,281    | 147,263    | 130,044   | 134,428   | 159,103   | 124,069   | 123,281   |           |
|            |       | 100%  | 98,948,638 | 17,713,975 | 8,432,269 | 5,134,823 | 6,083,329 | 5,735,078 | 8,264,086 | 10,261,817 | 7,128,861 | 7,418,306 | 9,669,103 | 7,733,094 | 5,373,897 |           |
|            | 単 価   |       | 71         | 104        | 75        | 67        | 91        | 86        | 95        | 70         | 55        | 55        | 61        | 62        | 44        |           |
|            | 前年対比  |       | 94.2%      | 94.1%      | 98.2%     | 82.8%     | 69.9%     | 83.7%     | 91.5%     | 71.6%      | 73.8%     | 104.5%    | 123.1%    | 128.3%    | 138.5%    |           |
|            |       |       | 91.1%      | 124.7%     | 111.6%    | 89.5%     | 65.3%     | 61.0%     | 81.1%     | 69.3%      | 57.0%     | 134.9%    | 146.9%    | 117.4%    | 86.5%     |           |
|            | 市 内   |       | 9.2%       | 129,160    | 3,240     | 7,076     | 2,357     | 30        | 0         | 0          | 20,684    | 29,896    | 20,430    | 36,171    | 4,309     | 4,967     |
|            |       |       | 6.3%       | 6,264,569  | 321,825   | 370,106   | 93,830    | 2,205     | 0         | 0          | 1,506,855 | 1,513,543 | 916,565   | 1,277,274 | 116,047   | 146,319   |
|            | 三股町   |       | 0.0%       | 105        | 0         | 0         | 0         | 0         | 0         | 0          | 0         | 0         | 0         | 105       | 0         | 0         |
|            |       |       | 0.0%       | 4,232      | 0         | 0         | 0         | 0         | 0         | 0          | 0         | 0         | 0         | 4,232     | 0         | 0         |
|            | 西諸県郡  |       | 2.4%       | 33,212     | 3,291     | 1,099     | 230       | 0         | 1,018     | 920        | 13,094    | 12,930    | 0         | 70        | 560       | 0         |
|            |       |       | 2.0%       | 1,980,669  | 198,608   | 76,755    | 18,480    | 0         | 76,598    | 85,575     | 837,795   | 633,413   | 0         | 3,885     | 49,560    | 0         |
|            | 県 内   |       | 8.0%       | 112,048    | 23,590    | 4,890     | 6,585     | 12,810    | 7,846     | 11,239     | 2,410     | 5,068     | 10,325    | 12,740    | 6,235     | 8,310     |
|            |       |       | 9.2%       | 9,120,843  | 2,667,602 | 487,569   | 483,904   | 859,994   | 720,489   | 1,288,875  | 167,739   | 291,008   | 550,944   | 712,844   | 443,259   | 446,616   |
|            | 曾於市   |       | 28.4%      | 397,701    | 53,032    | 31,425    | 16,082    | 0         | 0         | 2,061      | 38,995    | 26,572    | 36,769    | 57,026    | 77,737    | 58,002    |
|            |       |       | 26.5%      | 26,184,734 | 5,565,605 | 2,423,877 | 703,692   | 0         | 0         | 117,811    | 2,695,672 | 1,507,639 | 2,014,843 | 3,639,305 | 4,903,758 | 2,612,532 |
|            | 霧島市   |       | 4.2%       | 59,154     | 12,628    | 9,458     | 2,600     | 0         | 0         | 0          | 1,398     | 9,510     | 2,630     | 9,887     | 2,930     | 8,113     |
|            |       |       | 5.1%       | 5,085,163  | 1,653,488 | 836,535   | 171,675   | 0         | 0         | 0          | 109,463   | 647,588   | 152,985   | 827,201   | 253,838   | 432,390   |
|            | 鹿児島県内 |       | 35.7%      | 498,929    | 74,111    | 57,535    | 39,387    | 15,494    | 20,796    | 25,304     | 41,309    | 42,977    | 64,274    | 43,104    | 31,894    | 42,744    |
|            |       |       | 36.1%      | 35,686,947 | 7,306,322 | 4,177,787 | 2,507,705 | 1,410,016 | 1,916,460 | 2,365,283  | 2,862,195 | 2,472,124 | 3,782,969 | 3,204,362 | 1,954,294 | 1,727,430 |
|            | 熊 本   |       | 2.5%       | 35,013     | 20        | 1,296     | 3,386     | 4,534     | 4,869     | 4,762      | 11,506    | 3,091     | 0         | 0         | 404       | 1,145     |
|            |       |       | 1.8%       | 1,814,675  | 525       | 59,640    | 288,856   | 185,787   | 70,245    | 360,780    | 764,348   | 63,546    | 0         | 0         | 12,338    | 8,610     |
|            | 大 分   |       | 0.0%       | 300        | 0         | 0         | 0         | 0         | 0         | 0          | 300       | 0         | 0         | 0         | 0         | 0         |
|            |       |       | 0.0%       | 27,405     | 0         | 0         | 0         | 0         | 0         | 0          | 27,405    | 0         | 0         | 0         | 0         | 0         |
|            | 福 岡   |       | 0.1%       | 790        | 0         | 0         | 500       | 0         | 290       | 0          | 0         | 0         | 0         | 0         | 0         | 0         |
|            |       |       | 0.1%       | 89,460     | 0         | 0         | 70,350    | 0         | 19,110    | 0          | 0         | 0         | 0         | 0         | 0         | 0         |
|            | 佐 賀   |       | 0.0%       | 0          | 0         | 0         | 0         | 0         | 0         | 0          | 0         | 0         | 0         | 0         | 0         | 0         |
|            |       |       | 0.0%       | 0          | 0         | 0         | 0         | 0         | 0         | 0          | 0         | 0         | 0         | 0         | 0         | 0         |
|            | 長 崎   |       | 0.0%       | 0          | 0         | 0         | 0         | 0         | 0         | 0          | 0         | 0         | 0         | 0         | 0         | 0         |
|            |       | 0.0%  | 0          | 0          | 0         | 0         | 0         | 0         | 0         | 0          | 0         | 0         | 0         | 0         | 0         |           |
| 沖 縄        |       | 0.0%  | 0          | 0          | 0         | 0         | 0         | 0         | 0         | 0          | 0         | 0         | 0         | 0         | 0         |           |
|            |       | 0.0%  | 0          | 0          | 0         | 0         | 0         | 0         | 0         | 0          | 0         | 0         | 0         | 0         | 0         |           |
| その他<br>県 外 |       | 9.5%  | 132,632    | 0          | 0         | 6,036     | 34,349    | 31,685    | 42,995    | 17,567     | 0         | 0         | 0         | 0         | 0         |           |
|            |       | 12.8% | 12,689,941 | 0          | 0         | 796,331   | 3,625,327 | 2,932,176 | 4,045,762 | 1,290,345  | 0         | 0         | 0         | 0         | 0         |           |

上段:数量Kg

下段:金額円

| 品目名       | 産地名   | 産地別割合 | 合計        | 4月        | 5月     | 6月   | 7月   | 8月   | 9月     | 10月     | 11月       | 12月       | 1月      | 2月      | 3月     |        |
|-----------|-------|-------|-----------|-----------|--------|------|------|------|--------|---------|-----------|-----------|---------|---------|--------|--------|
| か<br>ぶ    | 合計    | 100%  | 30,740    | 130       | 3      | 0    | 0    | 14   | 437    | 4,263   | 8,142     | 11,646    | 4,208   | 1,618   | 278    |        |
|           |       | 100%  | 3,525,792 | 2,966     | 284    | 0    | 0    | 840  | 45,150 | 600,683 | 1,090,282 | 1,166,021 | 428,144 | 159,879 | 31,543 |        |
|           | 単価    |       | 115       | 23        | 95     | -    | -    | 60   | 103    | 141     | 134       | 100       | 102     | 99      | 113    |        |
|           |       |       | 134.2%    | 90.9%     | 60.0%  | 0.0% | 0.0% | 0.0% | 83.3%  | 158.0%  | 144.9%    | 134.5%    | 152.9%  | 89.9%   | 39.7%  |        |
|           | 前年対比  |       | 102.4%    | 16.6%     | 158.7% | 0.0% | 0.0% | 0.0% | 50.5%  | 105.6%  | 130.3%    | 99.5%     | 105.3%  | 64.9%   | 30.4%  |        |
|           |       |       | 12.0%     | 3,703     | 130    | 3    | 0    | 0    | 14     | 0       | 131       | 1,383     | 1,090   | 457     | 493    | 1      |
|           | 市内    |       | 8.2%      | 287,802   | 2,966  | 284  | 0    | 0    | 840    | 0       | 9,106     | 135,875   | 84,988  | 28,363  | 25,086 | 294    |
|           |       |       | 1.0%      | 306       | 0      | 0    | 0    | 0    | 0      | 0       | 0         | 0         | 204     | 78      | 24     | 0      |
|           | 三股町   |       | 0.9%      | 32,550    | 0      | 0    | 0    | 0    | 0      | 0       | 0         | 0         | 22,470  | 8,400   | 1,680  | 0      |
|           |       |       | 0.0%      | 0         | 0      | 0    | 0    | 0    | 0      | 0       | 0         | 0         | 0       | 0       | 0      | 0      |
|           | 西諸県郡  |       | 0.0%      | 0         | 0      | 0    | 0    | 0    | 0      | 0       | 0         | 0         | 0       | 0       | 0      | 0      |
|           |       |       | 0.0%      | 0         | 0      | 0    | 0    | 0    | 0      | 0       | 0         | 0         | 0       | 0       | 0      | 0      |
|           | 県内    |       | 7.1%      | 2,176     | 0      | 0    | 0    | 0    | 0      | 0       | 51        | 126       | 344     | 732     | 671    | 252    |
|           |       |       | 10.5%     | 371,882   | 0      | 0    | 0    | 0    | 0      | 0       | 12,075    | 20,292    | 60,417  | 154,563 | 95,229 | 29,306 |
|           | 曾於市   |       | 78.7%     | 24,183    | 0      | 0    | 0    | 0    | 0      | 437     | 4,004     | 6,629     | 9,990   | 2,668   | 430    | 25     |
|           |       |       | 79.6%     | 2,808,267 | 0      | 0    | 0    | 0    | 0      | 45,150  | 574,357   | 934,077   | 994,523 | 220,333 | 37,884 | 1,943  |
|           | 霧島市   |       | 0.0%      | 0         | 0      | 0    | 0    | 0    | 0      | 0       | 0         | 0         | 0       | 0       | 0      | 0      |
|           |       |       | 0.0%      | 0         | 0      | 0    | 0    | 0    | 0      | 0       | 0         | 0         | 0       | 0       | 0      | 0      |
|           | 鹿児島県内 |       | 0.9%      | 277       | 0      | 0    | 0    | 0    | 0      | 0       | 0         | 4         | 0       | 273     | 0      | 0      |
|           |       |       | 0.5%      | 16,523    | 0      | 0    | 0    | 0    | 0      | 0       | 0         | 38        | 0       | 16,485  | 0      | 0      |
|           | 熊本    |       | 0.3%      | 77        | 0      | 0    | 0    | 0    | 0      | 0       | 77        | 0         | 0       | 0       | 0      | 0      |
|           |       |       | 0.1%      | 5,145     | 0      | 0    | 0    | 0    | 0      | 0       | 5,145     | 0         | 0       | 0       | 0      | 0      |
|           | 大分    |       | 0.0%      | 0         | 0      | 0    | 0    | 0    | 0      | 0       | 0         | 0         | 0       | 0       | 0      | 0      |
|           |       |       | 0.0%      | 0         | 0      | 0    | 0    | 0    | 0      | 0       | 0         | 0         | 0       | 0       | 0      | 0      |
|           | 福岡    |       | 0.0%      | 0         | 0      | 0    | 0    | 0    | 0      | 0       | 0         | 0         | 0       | 0       | 0      | 0      |
|           |       |       | 0.0%      | 0         | 0      | 0    | 0    | 0    | 0      | 0       | 0         | 0         | 0       | 0       | 0      | 0      |
|           | 佐賀    |       | 0.0%      | 0         | 0      | 0    | 0    | 0    | 0      | 0       | 0         | 0         | 0       | 0       | 0      | 0      |
|           |       |       | 0.0%      | 0         | 0      | 0    | 0    | 0    | 0      | 0       | 0         | 0         | 0       | 0       | 0      | 0      |
| 長崎        |       | 0.0%  | 0         | 0         | 0      | 0    | 0    | 0    | 0      | 0       | 0         | 0         | 0       | 0       | 0      |        |
|           |       | 0.0%  | 0         | 0         | 0      | 0    | 0    | 0    | 0      | 0       | 0         | 0         | 0       | 0       | 0      |        |
| 沖縄        |       | 0.0%  | 0         | 0         | 0      | 0    | 0    | 0    | 0      | 0       | 0         | 0         | 0       | 0       | 0      |        |
|           |       | 0.0%  | 0         | 0         | 0      | 0    | 0    | 0    | 0      | 0       | 0         | 0         | 0       | 0       | 0      |        |
| その他<br>県外 |       | 0.1%  | 18        | 0         | 0      | 0    | 0    | 0    | 0      | 0       | 0         | 18        | 0       | 0       | 0      |        |
|           |       | 0.1%  | 3,623     | 0         | 0      | 0    | 0    | 0    | 0      | 0       | 0         | 3,623     | 0       | 0       | 0      |        |

上段:数量Kg

下段:金額円

| 品目名       | 産地名   | 産地別割合 | 合計          | 4月         | 5月        | 6月        | 7月        | 8月         | 9月         | 10月        | 11月       | 12月       | 1月        | 2月        | 3月        |           |
|-----------|-------|-------|-------------|------------|-----------|-----------|-----------|------------|------------|------------|-----------|-----------|-----------|-----------|-----------|-----------|
| 人<br>参    | 合計    | 100%  | 1,018,916   | 58,882     | 77,435    | 59,976    | 53,834    | 90,089     | 95,131     | 105,186    | 101,486   | 151,351   | 83,599    | 63,343    | 78,604    |           |
|           |       | 100%  | 108,459,684 | 9,091,274  | 6,585,827 | 7,459,032 | 8,671,006 | 10,853,069 | 11,730,162 | 13,199,032 | 8,681,078 | 9,987,151 | 7,702,483 | 6,502,170 | 7,997,400 |           |
|           | 単価    |       | 106         | 154        | 85        | 124       | 161       | 120        | 123        | 125        | 86        | 66        | 92        | 103       | 102       |           |
|           | 前年対比  |       | 106.8%      | 97.5%      | 88.1%     | 70.8%     | 83.2%     | 117.1%     | 122.3%     | 119.4%     | 141.2%    | 146.2%    | 72.3%     | 97.2%     | 137.4%    |           |
|           |       |       | 99.1%       | 95.0%      | 95.1%     | 116.9%    | 109.1%    | 97.0%      | 101.4%     | 88.6%      | 109.9%    | 110.8%    | 84.5%     | 92.3%     | 101.0%    |           |
|           | 市内    |       | 7.2%        | 73,835     | 2,217     | 8,460     | 4,546     | 2,520      | 3,650      | 490        | 1,461     | 4,542     | 6,520     | 7,113     | 13,703    | 18,614    |
|           |       |       | 3.8%        | 4,087,298  | 152,528   | 436,945   | 323,653   | 151,110    | 96,391     | 9,450      | 42,270    | 280,584   | 154,343   | 497,796   | 906,176   | 1,036,052 |
|           | 三股町   |       | 0.1%        | 1,165      | 0         | 0         | 0         | 0          | 0          | 0          | 0         | 0         | 775       | 390       | 0         | 0         |
|           |       |       | 0.1%        | 57,015     | 0         | 0         | 0         | 0          | 0          | 0          | 0         | 0         | 32,340    | 24,675    | 0         | 0         |
|           | 西諸県郡  |       | 12.6%       | 127,972    | 3,000     | 1,900     | 0         | 0          | 0          | 0          | 0         | 7,232     | 80,970    | 28,390    | 6,480     | 0         |
|           |       |       | 7.5%        | 8,118,737  | 554,820   | 254,100   | 0         | 0          | 0          | 0          | 0         | 358,260   | 4,465,629 | 1,974,000 | 511,928   | 0         |
|           | 県内    |       | 13.2%       | 134,182    | 16,395    | 33,918    | 7,203     | 18,324     | 945        | 440        | 1,145     | 5,939     | 9,295     | 2,090     | 22,321    | 16,167    |
|           |       |       | 15.2%       | 16,495,348 | 2,896,011 | 3,092,663 | 1,072,023 | 3,184,997  | 76,283     | 69,542     | 85,575    | 421,165   | 753,039   | 225,302   | 2,608,625 | 2,010,123 |
|           | 曾於市   |       | 3.3%        | 33,502     | 3,795     | 9,920     | 6,289     | 139        | 0          | 705        | 0         | 3,095     | 1,361     | 25        | 1,624     | 6,549     |
|           |       |       | 2.4%        | 2,572,504  | 304,395   | 894,390   | 642,958   | 4,358      | 0          | 20,003     | 0         | 193,936   | 52,605    | 1,575     | 118,220   | 340,064   |
|           | 霧島市   |       | 0.0%        | 0          | 0         | 0         | 0         | 0          | 0          | 0          | 0         | 0         | 0         | 0         | 0         | 0         |
|           |       |       | 0.0%        | 0          | 0         | 0         | 0         | 0          | 0          | 0          | 0         | 0         | 0         | 0         | 0         | 0         |
|           | 鹿児島県内 |       | 13.4%       | 136,917    | 17,507    | 5,700     | 11,180    | 960        | 8,890      | 2,470      | 7,680     | 16,670    | 10,860    | 10,925    | 15,560    | 28,515    |
|           |       |       | 16.5%       | 17,930,011 | 3,509,179 | 694,281   | 1,303,050 | 212,415    | 1,017,450  | 269,273    | 782,040   | 1,510,058 | 1,123,028 | 1,397,288 | 2,075,168 | 4,036,781 |
|           | 熊本    |       | 16.3%       | 166,509    | 10,506    | 16,973    | 27,577    | 9,885      | 390        | 290        | 1,990     | 24,874    | 33,017    | 29,047    | 3,480     | 8,480     |
|           |       |       | 14.1%       | 15,297,286 | 1,164,513 | 1,141,575 | 3,525,673 | 1,647,475  | 48,928     | 38,745     | 205,905   | 1,461,086 | 2,435,576 | 2,863,774 | 243,968   | 520,068   |
|           | 大分    |       | 1.0%        | 9,903      | 0         | 0         | 0         | 0          | 0          | 0          | 0         | 50        | 4,727     | 5,126     | 0         | 0         |
|           |       |       | 1.0%        | 1,111,423  | 0         | 0         | 0         | 0          | 0          | 0          | 0         | 1,838     | 467,448   | 642,137   | 0         | 0         |
|           | 福岡    |       | 2.3%        | 23,849     | 900       | 300       | 1,559     | 900        | 0          | 12,680     | 5,250     | 350       | 1,910     | 0         | 0         | 0         |
|           |       |       | 2.7%        | 2,907,136  | 84,368    | 36,120    | 288,960   | 94,395     | 0          | 1,491,788  | 634,200   | 29,400    | 247,905   | 0         | 0         | 0         |
|           | 佐賀    |       | 0.0%        | 0          | 0         | 0         | 0         | 0          | 0          | 0          | 0         | 0         | 0         | 0         | 0         | 0         |
|           |       |       | 0.0%        | 0          | 0         | 0         | 0         | 0          | 0          | 0          | 0         | 0         | 0         | 0         | 0         | 0         |
|           | 長崎    |       | 0.5%        | 4,814      | 110       | 100       | 920       | 830        | 0          | 0          | 0         | 0         | 1,906     | 494       | 175       | 280       |
|           |       | 0.8%  | 872,709     | 18,480     | 11,550    | 212,520   | 210,368   | 0          | 0          | 0          | 0         | 251,458   | 75,936    | 38,085    | 54,312    |           |
| 沖縄        |       | 0.0%  | 0           | 0          | 0         | 0         | 0         | 0          | 0          | 0          | 0         | 0         | 0         | 0         | 0         |           |
|           |       | 0.0%  | 0           | 0          | 0         | 0         | 0         | 0          | 0          | 0          | 0         | 0         | 0         | 0         | 0         |           |
| その他<br>県外 |       | 30.1% | 306,269     | 4,452      | 165       | 702       | 20,276    | 76,214     | 78,056     | 87,660     | 38,734    | 10        | 0         | 0         | 0         |           |
|           |       | 36.0% | 39,010,217  | 406,980    | 24,203    | 90,195    | 3,165,888 | 9,614,017  | 9,831,361  | 11,449,042 | 4,424,751 | 3,780     | 0         | 0         | 0         |           |

上段:数量Kg

下段:金額円

| 品目名       | 産地名   | 産地別割合      | 合計          | 4月        | 5月        | 6月         | 7月         | 8月         | 9月         | 10月        | 11月        | 12月        | 1月        | 2月        | 3月        |
|-----------|-------|------------|-------------|-----------|-----------|------------|------------|------------|------------|------------|------------|------------|-----------|-----------|-----------|
| しぼり       | 合計    | 100%       | 2,085,643   | 28,908    | 36,597    | 63,315     | 327,328    | 498,027    | 430,829    | 299,327    | 160,789    | 101,090    | 49,805    | 47,114    | 42,516    |
|           |       | 100%       | 296,640,554 | 8,805,113 | 9,992,932 | 13,378,214 | 56,776,569 | 68,109,539 | 55,510,177 | 33,819,853 | 17,274,009 | 14,596,246 | 7,404,890 | 5,344,052 | 5,628,960 |
|           | 単価    |            | 142         | 305       | 273       | 211        | 173        | 137        | 129        | 113        | 107        | 144        | 149       | 113       | 132       |
|           | 前年対比  |            | 128.0%      | 112.9%    | 93.5%     | 60.9%      | 103.3%     | 104.2%     | 106.1%     | 358.5%     | 415.1%     | 161.1%     | 121.6%    | 267.8%    | 256.3%    |
|           |       |            | 100.6%      | 130.2%    | 88.5%     | 56.0%      | 99.0%      | 88.5%      | 83.8%      | 231.0%     | 244.2%     | 113.7%     | 88.8%     | 133.0%    | 100.4%    |
|           | 市内    | 35.4%      | 738,449     | 8,843     | 11,461    | 33,457     | 87,154     | 104,253    | 105,233    | 184,142    | 99,431     | 44,739     | 20,943    | 25,586    | 13,207    |
|           |       | 36.9%      | 109,608,476 | 2,861,286 | 3,040,462 | 6,997,719  | 15,784,264 | 16,618,951 | 14,401,400 | 23,654,776 | 12,630,011 | 6,877,507  | 3,031,120 | 2,536,253 | 1,174,727 |
|           | 三股町   | 4.3%       | 89,590      | 0         | 0         | 0          | 8,970      | 51,110     | 10,010     | 13,580     | 230        | 5,690      | 0         | 0         | 0         |
|           |       | 1.2%       | 3,424,329   | 0         | 0         | 0          | 550,621    | 1,377,288  | 508,474    | 776,371    | -11,340    | 222,915    | 0         | 0         | 0         |
|           | 西諸県郡  | 20.3%      | 423,714     | 715       | 1,360     | 7,181      | 75,123     | 99,425     | 86,110     | 72,790     | 47,660     | 17,990     | 5,320     | 6,500     | 3,540     |
|           |       | 16.7%      | 49,434,951  | 145,320   | 264,075   | 1,443,183  | 13,239,190 | 13,852,360 | 9,003,552  | 6,131,721  | 3,141,992  | 1,158,675  | 374,745   | 522,218   | 157,920   |
|           | 県内    | 7.9%       | 164,010     | 11,688    | 984       | 4,213      | 59,246     | 27,935     | 14,362     | 4,745      | 5,328      | 3,379      | 7,484     | 9,428     | 15,219    |
|           |       | 9.7%       | 28,748,568  | 3,616,512 | 422,888   | 1,012,736  | 10,558,595 | 4,290,476  | 1,883,267  | 505,302    | 634,704    | 829,125    | 1,045,371 | 1,443,004 | 2,506,588 |
|           | 曾於市   | 2.8%       | 58,697      | 5,260     | 8,550     | 8,995      | 5,536      | 15,760     | 3,664      | 3,320      | 0          | 6,122      | 830       | 660       | 0         |
|           |       | 3.6%       | 10,605,225  | 1,248,660 | 2,338,036 | 1,858,670  | 1,026,481  | 2,321,109  | 487,641    | 304,290    | 0          | 850,553    | 91,665    | 78,120    | 0         |
|           | 霧島市   | 0.0%       | 56          | 0         | 0         | 45         | 11         | 0          | 0          | 0          | 0          | 0          | 0         | 0         | 0         |
|           |       | 0.0%       | 20,035      | 0         | 0         | 15,845     | 4,190      | 0          | 0          | 0          | 0          | 0          | 0         | 0         | 0         |
|           | 鹿児島県内 | 26.9%      | 561,771     | 162       | 867       | 8,292      | 90,390     | 199,190    | 211,450    | 20,750     | 8,140      | 6,580      | 8,250     | 2,260     | 5,440     |
|           |       | 28.1%      | 83,488,076  | 137,414   | 192,938   | 1,748,230  | 15,496,552 | 29,632,397 | 29,225,843 | 2,447,393  | 878,642    | 1,121,768  | 1,390,526 | 350,753   | 865,620   |
|           | 熊本    | 0.1%       | 2,504       | 839       | 1,284     | 146        | 170        | 0          | 0          | 0          | 0          | 20         | 45        | 0         | 0         |
| 0.3%      |       | 799,505    | 287,127     | 391,868   | 38,641    | 42,231     | 0          | 0          | 0          | 0          | 13,650     | 25,988     | 0         | 0         |           |
| 大分        | 0.0%  | 0          | 0           | 0         | 0         | 0          | 0          | 0          | 0          | 0          | 0          | 0          | 0         | 0         |           |
|           | 0.0%  | 0          | 0           | 0         | 0         | 0          | 0          | 0          | 0          | 0          | 0          | 0          | 0         | 0         |           |
| 福岡        | 0.0%  | 0          | 0           | 0         | 0         | 0          | 0          | 0          | 0          | 0          | 0          | 0          | 0         | 0         |           |
|           | 0.0%  | 0          | 0           | 0         | 0         | 0          | 0          | 0          | 0          | 0          | 0          | 0          | 0         | 0         |           |
| 佐賀        | 0.0%  | 0          | 0           | 0         | 0         | 0          | 0          | 0          | 0          | 0          | 0          | 0          | 0         | 0         |           |
|           | 0.0%  | 0          | 0           | 0         | 0         | 0          | 0          | 0          | 0          | 0          | 0          | 0          | 0         | 0         |           |
| 長崎        | 0.0%  | 0          | 0           | 0         | 0         | 0          | 0          | 0          | 0          | 0          | 0          | 0          | 0         | 0         |           |
|           | 0.0%  | 0          | 0           | 0         | 0         | 0          | 0          | 0          | 0          | 0          | 0          | 0          | 0         | 0         |           |
| 沖縄        | 0.0%  | 0          | 0           | 0         | 0         | 0          | 0          | 0          | 0          | 0          | 0          | 0          | 0         | 0         |           |
|           | 0.0%  | 0          | 0           | 0         | 0         | 0          | 0          | 0          | 0          | 0          | 0          | 0          | 0         | 0         |           |
| その他<br>県外 | 2.2%  | 46,852     | 1,400       | 12,091    | 986       | 728        | 354        | 0          | 0          | 0          | 16,570     | 6,933      | 2,680     | 5,109     |           |
|           | 3.5%  | 10,511,389 | 508,794     | 3,342,665 | 263,190   | 74,445     | 16,958     | 0          | 0          | 0          | 3,522,053  | 1,445,475  | 413,704   | 924,105   |           |



上段:数量Kg

下段:金額円

| 品目名              | 産地名   | 産地別割合 | 合計        | 4月        | 5月        | 6月      | 7月      | 8月      | 9月     | 10月    | 11月   | 12月     | 1月     | 2月      | 3月        |           |
|------------------|-------|-------|-----------|-----------|-----------|---------|---------|---------|--------|--------|-------|---------|--------|---------|-----------|-----------|
| た<br>け<br>の<br>こ | 合 計   | 100%  | 65,078    | 27,489    | 7,366     | 5,875   | 1,301   | 167     | 89     | 156    | 3     | 113     | 112    | 290     | 22,117    |           |
|                  |       | 100%  | 9,640,419 | 3,149,082 | 1,429,359 | 892,861 | 247,404 | 40,972  | 20,538 | 8,422  | 1,890 | 112,030 | 89,100 | 261,884 | 3,386,877 |           |
|                  | 単 価   |       | 148       | 115       | 194       | 152     | 190     | 245     | 230    | 54     | 630   | 991     | 796    | 903     | 153       |           |
|                  |       |       |           |           |           |         |         |         |        |        |       |         |        |         |           |           |
|                  | 前年対比  |       | 98.8%     | 57.9%     | 125.4%    | 83.9%   | 92.5%   | 93.8%   | 33.5%  | 56.0%  | 28.3% | 115.3%  | 94.1%  | 174.7%  | 730.9%    |           |
|                  |       |       | 80.1%     | 41.3%     | 128.4%    | 71.3%   | 101.1%  | 111.5%  | 39.1%  | 18.2%  | 75.9% | 144.0%  | 64.8%  | 142.1%  | 267.4%    |           |
|                  | 市 内   |       | 37.5%     | 24,430    | 12,581    | 4,013   | 1,892   | 147     | 37     | 16     | 28    | 0       | 11     | 9       | 66        | 5,631     |
|                  |       |       | 30.3%     | 2,919,539 | 1,206,274 | 462,211 | 303,734 | 46,107  | 23,573 | 10,647 | 4,252 | 0       | 14,322 | 12,285  | 81,722    | 754,412   |
|                  | 三股町   |       | 11.1%     | 7,236     | 2,670     | 535     | 797     | 440     | 10     | 0      | 0     | 0       | 0      | 0       | 0         | 2,784     |
|                  |       |       | 14.0%     | 1,353,871 | 311,352   | 247,296 | 192,355 | 120,866 | 1,050  | 0      | 0     | 0       | 0      | 0       | 0         | 480,952   |
|                  | 西諸県郡  |       | 0.0%      | 7         | 0         | 0       | 0       | 0       | 0      | 0      | 0     | 0       | 0      | 0       | 0         | 7         |
|                  |       |       | 0.0%      | 2,389     | 0         | 0       | 0       | 0       | 0      | 0      | 0     | 0       | 0      | 0       | 0         | 2,389     |
|                  | 県 内   |       | 28.5%     | 18,519    | 6,141     | 237     | 28      | 0       | 1      | 1      | 105   | 0       | 0      | 0       | 0         | 12,007    |
|                  |       |       | 30.7%     | 2,959,215 | 1,108,223 | 26,210  | 1,775   | 0       | 2,310  | 609    | 1,072 | 0       | 0      | 0       | 0         | 1,819,016 |
|                  | 曾於市   |       | 7.4%      | 4,832     | 2,865     | 333     | 126     | 0       | 1      | 0      | 19    | 0       | 24     | 9       | 41        | 1,416     |
|                  |       |       | 6.9%      | 661,802   | 297,482   | 14,743  | 7,079   | 0       | 105    | 0      | 998   | 0       | 34,650 | 11,970  | 61,110    | 233,665   |
|                  | 霧島市   |       | 1.9%      | 1,231     | 1,095     | 11      | 0       | 0       | 0      | 0      | 0     | 0       | 0      | 0       | 0         | 125       |
|                  |       |       | 1.0%      | 96,586    | 74,876    | 342     | 0       | 0       | 0      | 0      | 0     | 0       | 0      | 0       | 0         | 21,368    |
|                  | 鹿児島県内 |       | 10.7%     | 6,971     | 796       | 2,162   | 3,032   | 714     | 119    | 72     | 0     | 0       | 0      | 4       | 9         | 63        |
|                  |       |       | 13.6%     | 1,309,930 | 115,868   | 671,627 | 387,498 | 80,431  | 13,934 | 9,282  | 0     | 0       | 0      | 6,720   | 10,185    | 14,385    |
|                  | 熊 本   |       | 2.1%      | 1,342     | 1,342     | 0       | 0       | 0       | 0      | 0      | 0     | 0       | 0      | 0       | 0         | 0         |
|                  |       |       | 0.4%      | 35,007    | 35,007    | 0       | 0       | 0       | 0      | 0      | 0     | 0       | 0      | 0       | 0         | 0         |
|                  | 大 分   |       | 0.0%      | 0         | 0         | 0       | 0       | 0       | 0      | 0      | 0     | 0       | 0      | 0       | 0         | 0         |
|                  |       |       | 0.0%      | 0         | 0         | 0       | 0       | 0       | 0      | 0      | 0     | 0       | 0      | 0       | 0         | 0         |
|                  | 福 岡   |       | 0.0%      | 13        | 0         | 0       | 1       | 0       | 0      | 0      | 0     | 0       | 0      | 0       | 0         | 12        |
|                  |       |       | 0.1%      | 9,870     | 0         | 0       | 420     | 0       | 0      | 0      | 0     | 0       | 0      | 0       | 0         | 9,450     |
|                  | 佐 賀   |       | 0.0%      | 0         | 0         | 0       | 0       | 0       | 0      | 0      | 0     | 0       | 0      | 0       | 0         | 0         |
|                  |       |       | 0.0%      | 0         | 0         | 0       | 0       | 0       | 0      | 0      | 0     | 0       | 0      | 0       | 0         | 0         |
| 長 崎              |       | 0.0%  | 0         | 0         | 0         | 0       | 0       | 0       | 0      | 0      | 0     | 0       | 0      | 0       | 0         |           |
|                  |       | 0.0%  | 0         | 0         | 0         | 0       | 0       | 0       | 0      | 0      | 0     | 0       | 0      | 0       | 0         |           |
| 沖 縄              |       | 0.0%  | 0         | 0         | 0         | 0       | 0       | 0       | 0      | 0      | 0     | 0       | 0      | 0       | 0         |           |
|                  |       | 0.0%  | 0         | 0         | 0         | 0       | 0       | 0       | 0      | 0      | 0     | 0       | 0      | 0       | 0         |           |
| その他<br>県 外       |       | 0.8%  | 497       | 0         | 76        | 0       | 0       | 0       | 0      | 4      | 3     | 78      | 90     | 174     | 72        |           |
|                  |       | 3.0%  | 292,210   | 0         | 6,930     | 0       | 0       | 0       | 0      | 2,100  | 1,890 | 63,058  | 58,125 | 108,867 | 51,240    |           |

上段:数量Kg

下段:金額円

| 品目名   | 産地名   | 産地別割合 | 合計        | 4月        | 5月      | 6月      | 7月      | 8月      | 9月      | 10月     | 11月     | 12月     | 1月      | 2月      | 3月      |         |
|-------|-------|-------|-----------|-----------|---------|---------|---------|---------|---------|---------|---------|---------|---------|---------|---------|---------|
| れんこん  | 合計    | 100%  | 9,693     | 753       | 502     | 422     | 620     | 948     | 406     | 1,021   | 993     | 1,584   | 925     | 741     | 778     |         |
|       |       | 100%  | 3,348,431 | 404,093   | 273,789 | 168,107 | 189,420 | 299,682 | 114,345 | 259,606 | 303,386 | 736,733 | 233,501 | 168,105 | 197,664 |         |
|       | 単価    |       |           | 345       | 537     | 545     | 398     | 306     | 316     | 282     | 254     | 306     | 465     | 252     | 227     | 254     |
|       |       |       |           | 77.6%     | 121.5%  | 133.9%  | 88.5%   | 128.8%  | 117.0%  | 55.5%   | 65.2%   | 70.6%   | 68.5%   | 91.5%   | 52.5%   | 60.3%   |
|       | 前年対比  |       |           | 77.5%     | 148.8%  | 122.7%  | 70.5%   | 69.0%   | 100.7%  | 43.1%   | 65.6%   | 85.6%   | 109.9%  | 80.1%   | 33.7%   | 36.5%   |
|       |       |       |           |           |         |         |         |         |         |         |         |         |         |         |         |         |
|       | 市内    |       | 0.0%      | 0         | 0       | 0       | 0       | 0       | 0       | 0       | 0       | 0       | 0       | 0       | 0       | 0       |
|       |       |       | 0.0%      | 0         | 0       | 0       | 0       | 0       | 0       | 0       | 0       | 0       | 0       | 0       | 0       | 0       |
|       | 三股町   |       | 0.0%      | 0         | 0       | 0       | 0       | 0       | 0       | 0       | 0       | 0       | 0       | 0       | 0       | 0       |
|       |       |       | 0.0%      | 0         | 0       | 0       | 0       | 0       | 0       | 0       | 0       | 0       | 0       | 0       | 0       | 0       |
|       | 西諸県郡  |       | 0.0%      | 0         | 0       | 0       | 0       | 0       | 0       | 0       | 0       | 0       | 0       | 0       | 0       | 0       |
|       |       |       | 0.0%      | 0         | 0       | 0       | 0       | 0       | 0       | 0       | 0       | 0       | 0       | 0       | 0       | 0       |
|       | 県内    |       | 0.4%      | 40        | 0       | 4       | 0       | 0       | 0       | 20      | 4       | 8       | 4       | 0       | 0       | 0       |
|       |       |       | 0.4%      | 13,860    | 0       | 2,625   | 0       | 0       | 0       | 4,725   | 1,470   | 3,150   | 1,890   | 0       | 0       | 0       |
|       | 曾於市   |       | 0.0%      | 0         | 0       | 0       | 0       | 0       | 0       | 0       | 0       | 0       | 0       | 0       | 0       | 0       |
|       |       |       | 0.0%      | 0         | 0       | 0       | 0       | 0       | 0       | 0       | 0       | 0       | 0       | 0       | 0       | 0       |
|       | 霧島市   |       | 0.0%      | 0         | 0       | 0       | 0       | 0       | 0       | 0       | 0       | 0       | 0       | 0       | 0       | 0       |
|       |       |       | 0.0%      | 0         | 0       | 0       | 0       | 0       | 0       | 0       | 0       | 0       | 0       | 0       | 0       | 0       |
|       | 鹿児島県内 |       | 0.0%      | 0         | 0       | 0       | 0       | 0       | 0       | 0       | 0       | 0       | 0       | 0       | 0       | 0       |
|       |       |       | 0.0%      | 0         | 0       | 0       | 0       | 0       | 0       | 0       | 0       | 0       | 0       | 0       | 0       | 0       |
|       | 熊本    |       | 66.2%     | 6,421     | 176     | 288     | 386     | 534     | 535     | 172     | 753     | 731     | 990     | 737     | 563     | 556     |
|       |       |       | 49.3%     | 1,650,704 | 65,153  | 138,548 | 150,047 | 134,505 | 79,916  | 20,108  | 153,134 | 186,366 | 386,664 | 150,833 | 84,735  | 100,695 |
|       | 大分    |       | 0.0%      | 0         | 0       | 0       | 0       | 0       | 0       | 0       | 0       | 0       | 0       | 0       | 0       | 0       |
|       |       |       | 0.0%      | 0         | 0       | 0       | 0       | 0       | 0       | 0       | 0       | 0       | 0       | 0       | 0       | 0       |
|       | 福岡    |       | 3.6%      | 351       | 25      | 34      | 36      | 21      | 49      | 42      | 28      | 22      | 34      | 16      | 22      | 22      |
|       |       |       | 5.7%      | 192,360   | 15,120  | 16,800  | 18,060  | 10,500  | 25,620  | 22,680  | 15,960  | 12,180  | 20,160  | 9,660   | 12,600  | 13,020  |
|       | 佐賀    |       | 29.7%     | 2,881     | 552     | 176     | 0       | 65      | 364     | 172     | 236     | 232     | 556     | 172     | 156     | 200     |
|       |       |       | 44.5%     | 1,491,507 | 323,820 | 115,816 | 0       | 44,415  | 194,146 | 66,832  | 89,042  | 101,690 | 328,019 | 73,008  | 70,770  | 83,949  |
| 長崎    |       | 0.0%  | 0         | 0         | 0       | 0       | 0       | 0       | 0       | 0       | 0       | 0       | 0       | 0       | 0       |         |
|       |       | 0.0%  | 0         | 0         | 0       | 0       | 0       | 0       | 0       | 0       | 0       | 0       | 0       | 0       | 0       |         |
| 沖縄    |       | 0.0%  | 0         | 0         | 0       | 0       | 0       | 0       | 0       | 0       | 0       | 0       | 0       | 0       | 0       |         |
|       |       | 0.0%  | 0         | 0         | 0       | 0       | 0       | 0       | 0       | 0       | 0       | 0       | 0       | 0       | 0       |         |
| その他県外 |       | 0.0%  | 0         | 0         | 0       | 0       | 0       | 0       | 0       | 0       | 0       | 0       | 0       | 0       | 0       |         |
|       |       | 0.0%  | 0         | 0         | 0       | 0       | 0       | 0       | 0       | 0       | 0       | 0       | 0       | 0       | 0       |         |

上段:数量Kg

下段:金額円

| 品目名       | 産地名   | 産地別割合 | 合計         | 4月         | 5月        | 6月        | 7月        | 8月        | 9月        | 10月       | 11月       | 12月        | 1月         | 2月         | 3月        |           |
|-----------|-------|-------|------------|------------|-----------|-----------|-----------|-----------|-----------|-----------|-----------|------------|------------|------------|-----------|-----------|
| 白菜        | 合計    | 100%  | 1,660,663  | 70,855     | 93,547    | 63,475    | 47,845    | 50,850    | 62,850    | 107,880   | 146,087   | 353,532    | 336,417    | 207,700    | 119,625   |           |
|           |       | 100%  | 79,831,390 | 6,032,259  | 4,161,077 | 3,810,582 | 2,938,861 | 3,750,077 | 4,280,795 | 6,673,335 | 7,259,808 | 12,618,328 | 14,905,465 | 8,785,232  | 4,615,571 |           |
|           | 単価    |       | 48         | 85         | 44        | 60        | 61        | 74        | 68        | 62        | 50        | 36         | 44         | 42         | 39        |           |
|           | 前年対比  |       | 97.3%      | 59.5%      | 76.4%     | 75.6%     | 113.5%    | 90.3%     | 83.1%     | 145.7%    | 87.7%     | 138.8%     | 127.6%     | 68.6%      | 82.5%     |           |
|           |       |       | 78.5%      | 100.5%     | 89.7%     | 56.3%     | 87.9%     | 90.9%     | 41.4%     | 65.5%     | 100.1%    | 141.8%     | 124.2%     | 59.9%      | 34.2%     |           |
|           | 市内    |       | 2.8%       | 46,122     | 6,525     | 6,400     | 436       | 0         | 0         | 0         | 0         | 11,370     | 16,337     | 1,892      | 3,162     | 0         |
|           |       |       | 1.6%       | 1,315,603  | 252,525   | 114,660   | 5,723     | 0         | 0         | 0         | 0         | 408,713    | 455,377    | 37,045     | 41,560    | 0         |
|           | 三股町   |       | 0.0%       | 805        | 0         | 175       | 0         | 0         | 0         | 0         | 120       | 150        | 360        | 0          | 0         | 0         |
|           |       |       | 0.0%       | 31,606     | 0         | 6,458     | 0         | 0         | 0         | 0         | 6,300     | 7,875      | 10,973     | 0          | 0         | 0         |
|           | 西諸県郡  |       | 0.1%       | 1,860      | 0         | 1,710     | 0         | 0         | 0         | 0         | 0         | 150        | 0          | 0          | 0         | 0         |
|           |       |       | 0.0%       | 21,105     | 0         | 17,955    | 0         | 0         | 0         | 0         | 0         | 3,150      | 0          | 0          | 0         | 0         |
|           | 県内    |       | 15.3%      | 254,465    | 14,985    | 11,640    | 5,010     | 330       | 150       | 30        | 345       | 16,215     | 84,915     | 72,030     | 10,835    | 37,980    |
|           |       |       | 13.7%      | 10,951,216 | 1,135,628 | 408,598   | 241,742   | 25,043    | 7,140     | 1,470     | 23,310    | 781,117    | 3,191,026  | 3,402,169  | 498,196   | 1,235,777 |
|           | 曾於市   |       | 43.0%      | 713,701    | 30        | 10,622    | 479       | 0         | 0         | 0         | 0         | 38,102     | 223,105    | 243,265    | 170,078   | 28,020    |
|           |       |       | 34.8%      | 27,761,680 | 945       | 314,685   | 12,926    | 0         | 0         | 0         | 0         | 1,278,376  | 7,809,211  | 10,411,891 | 7,071,281 | 862,365   |
|           | 霧島市   |       | 0.0%       | 0          | 0         | 0         | 0         | 0         | 0         | 0         | 0         | 0          | 0          | 0          | 0         | 0         |
|           |       |       | 0.0%       | 0          | 0         | 0         | 0         | 0         | 0         | 0         | 0         | 0          | 0          | 0          | 0         | 0         |
|           | 鹿児島県内 |       | 18.2%      | 302,620    | 28,210    | 21,270    | 12,450    | 14,325    | 16,965    | 28,890    | 47,205    | 59,835     | 27,735     | 19,230     | 23,175    | 3,330     |
|           |       |       | 24.3%      | 19,426,967 | 2,768,594 | 1,162,871 | 820,155   | 920,966   | 1,247,505 | 1,943,498 | 3,199,297 | 3,868,019  | 1,131,266  | 1,054,360  | 1,167,895 | 142,541   |
|           | 熊本    |       | 5.8%       | 96,960     | 12,090    | 41,730    | 14,415    | 600       | 0         | 765       | 4,140     | 17,655     | 1,080      | 0          | 450       | 4,035     |
|           |       |       | 6.1%       | 4,853,813  | 890,349   | 2,135,850 | 733,931   | 7,665     | 0         | 30,870    | 152,985   | 768,445    | 20,475     | 0          | 6,300     | 106,943   |
|           | 大分    |       | 0.6%       | 10,315     | 0         | 0         | 9,595     | 0         | 0         | 0         | 360       | 360        | 0          | 0          | 0         | 0         |
|           |       |       | 0.6%       | 496,022    | 0         | 0         | 460,322   | 0         | 0         | 0         | 15,120    | 20,580     | 0          | 0          | 0         | 0         |
|           | 福岡    |       | 0.0%       | 525        | 525       | 0         | 0         | 0         | 0         | 0         | 0         | 0          | 0          | 0          | 0         | 0         |
|           |       |       | 0.0%       | 33,443     | 33,443    | 0         | 0         | 0         | 0         | 0         | 0         | 0          | 0          | 0          | 0         | 0         |
|           | 佐賀    |       | 0.0%       | 0          | 0         | 0         | 0         | 0         | 0         | 0         | 0         | 0          | 0          | 0          | 0         | 0         |
|           |       |       | 0.0%       | 0          | 0         | 0         | 0         | 0         | 0         | 0         | 0         | 0          | 0          | 0          | 0         | 0         |
|           | 長崎    |       | 3.3%       | 54,780     | 8,490     | 0         | 0         | 0         | 0         | 0         | 30        | 0          | 0          | 0          | 0         | 46,260    |
|           |       | 4.0%  | 3,220,610  | 950,775    | 0         | 0         | 0         | 0         | 0         | 1,890     | 0         | 0          | 0          | 0          | 2,267,945 |           |
| 沖縄        |       | 0.0%  | 0          | 0          | 0         | 0         | 0         | 0         | 0         | 0         | 0         | 0          | 0          | 0          | 0         |           |
|           |       | 0.0%  | 0          | 0          | 0         | 0         | 0         | 0         | 0         | 0         | 0         | 0          | 0          | 0          | 0         |           |
| その他<br>県外 |       | 10.7% | 178,510    | 0          | 0         | 21,090    | 32,590    | 33,735    | 33,165    | 55,680    | 2,250     | 0          | 0          | 0          | 0         |           |
|           |       | 14.7% | 11,719,325 | 0          | 0         | 1,535,783 | 1,985,187 | 2,495,432 | 2,304,957 | 3,274,433 | 123,533   | 0          | 0          | 0          | 0         |           |

上段:数量Kg

下段:金額円

| 品目名   | 産地名   | 産地別割合 | 合計          | 4月          | 5月         | 6月         | 7月         | 8月         | 9月         | 10月        | 11月        | 12月        | 1月         | 2月         | 3月         |           |
|-------|-------|-------|-------------|-------------|------------|------------|------------|------------|------------|------------|------------|------------|------------|------------|------------|-----------|
| キャベツ  | 合計    | 100%  | 3,578,853   | 355,680     | 485,356    | 178,794    | 163,509    | 163,190    | 170,750    | 291,650    | 370,698    | 281,310    | 343,160    | 434,040    | 340,716    |           |
|       |       | 100%  | 217,539,993 | 30,530,194  | 29,404,984 | 9,423,812  | 10,308,933 | 11,715,142 | 12,781,146 | 12,875,570 | 12,110,338 | 14,885,021 | 27,457,543 | 27,344,502 | 18,702,808 |           |
|       | 単価    |       | 61          | 86          | 61         | 53         | 63         | 72         | 75         | 44         | 33         | 53         | 80         | 63         | 55         |           |
|       | 前年対比  |       | 95.4%       | 89.5%       | 102.5%     | 88.2%      | 113.2%     | 114.7%     | 92.7%      | 102.5%     | 101.9%     | 100.6%     | 109.8%     | 74.5%      | 88.3%      |           |
|       |       |       | 84.9%       | 133.7%      | 240.3%     | 97.4%      | 67.9%      | 102.4%     | 74.7%      | 51.4%      | 71.0%      | 119.6%     | 103.4%     | 48.8%      | 61.0%      |           |
|       | 市内    |       | 1.8%        | 66,143      | 0          | 6,600      | 7,256      | 2,629      | 0          | 150        | 5,950      | 6,928      | 10,900     | 5,220      | 9,560      | 10,950    |
|       |       |       | 1.3%        | 2,874,561   | 0          | 324,608    | 278,776    | 97,913     | 0          | 9,450      | 194,313    | 243,034    | 525,631    | 332,642    | 382,726    | 485,468   |
|       | 三股町   |       | 2.8%        | 98,590      | 0          | 16,100     | 1,060      | 0          | 0          | 0          | 11,470     | 20,310     | 11,180     | 26,040     | 10,580     | 1,850     |
|       |       |       | 2.3%        | 5,039,424   | 0          | 859,268    | 36,750     | 0          | 0          | 0          | 383,250    | 619,763    | 516,390    | 2,004,030  | 529,410    | 90,563    |
|       | 西諸県郡  |       | 2.2%        | 77,710      | 0          | 1,050      | 25,610     | 18,720     | 12,350     | 11,840     | 2,530      | 0          | 0          | 3,040      | 2,570      | 0         |
|       |       |       | 2.2%        | 4,700,641   | 0          | 44,100     | 1,232,490  | 1,512,945  | 859,373    | 734,265    | 63,525     | 0          | 0          | 175,560    | 78,383     | 0         |
|       | 県内    |       | 13.0%       | 465,605     | 23,345     | 40,120     | 42,230     | 55,930     | 19,920     | 500        | 63,660     | 69,390     | 70,700     | 36,480     | 7,340      | 35,990    |
|       |       |       | 12.4%       | 26,942,626  | 2,332,441  | 2,966,289  | 2,380,878  | 3,066,232  | 1,017,577  | 42,315     | 2,710,481  | 2,726,317  | 3,745,667  | 2,867,629  | 657,883    | 2,428,917 |
|       | 曾於市   |       | 2.8%        | 99,834      | 120        | 36,806     | 13,778     | 160        | 0          | 870        | 190        | 2,180      | 8,050      | 12,760     | 19,250     | 5,670     |
|       |       |       | 3.1%        | 6,808,247   | 9,765      | 2,760,723  | 592,148    | 2,940      | 0          | 31,500     | 6,563      | 59,934     | 481,374    | 1,127,806  | 1,444,906  | 290,588   |
|       | 霧島市   |       | 0.0%        | 5           | 5          | 0          | 0          | 0          | 0          | 0          | 0          | 0          | 0          | 0          | 0          | 0         |
|       |       |       | 0.0%        | 473         | 473        | 0          | 0          | 0          | 0          | 0          | 0          | 0          | 0          | 0          | 0          | 0         |
|       | 鹿児島県内 |       | 63.1%       | 2,259,796   | 294,310    | 382,250    | 67,840     | 23,460     | 54,270     | 56,790     | 156,050    | 270,450    | 176,780    | 256,170    | 380,290    | 141,136   |
|       |       |       | 62.2%       | 135,401,269 | 22,467,294 | 22,061,863 | 3,446,080  | 1,774,763  | 4,448,693  | 4,250,608  | 6,187,097  | 8,439,681  | 9,408,550  | 20,665,116 | 23,864,321 | 8,387,203 |
|       | 熊本    |       | 3.4%        | 120,770     | 21,980     | 2,430      | 18,490     | 16,170     | 21,350     | 10,390     | 16,620     | 1,440      | 3,700      | 3,450      | 2,760      | 1,990     |
|       |       |       | 4.3%        | 9,299,520   | 3,278,106  | 388,133    | 1,232,777  | 953,319    | 1,309,983  | 582,768    | 832,861    | 21,609     | 207,409    | 284,760    | 186,900    | 20,895    |
|       | 大分    |       | 0.3%        | 11,910      | 0          | 0          | 0          | 9,640      | 2,270      | 0          | 0          | 0          | 0          | 0          | 0          | 0         |
|       |       |       | 0.3%        | 676,021     | 0          | 0          | 0          | 528,756    | 147,265    | 0          | 0          | 0          | 0          | 0          | 0          | 0         |
|       | 福岡    |       | 0.5%        | 19,080      | 15,920     | 0          | 1,000      | 500        | 0          | 0          | 0          | 0          | 0          | 0          | 1,660      | 0         |
|       |       |       | 1.3%        | 2,761,578   | 2,442,115  | 0          | 94,500     | 33,810     | 0          | 0          | 0          | 0          | 0          | 0          | 191,153    | 0         |
|       | 佐賀    |       | 0.0%        | 0           | 0          | 0          | 0          | 0          | 0          | 0          | 0          | 0          | 0          | 0          | 0          | 0         |
|       |       |       | 0.0%        | 0           | 0          | 0          | 0          | 0          | 0          | 0          | 0          | 0          | 0          | 0          | 0          | 0         |
|       | 長崎    |       | 4.0%        | 143,130     | 0          | 0          | 0          | 0          | 0          | 0          | 0          | 0          | 0          | 0          | 0          | 143,130   |
|       |       | 3.2%  | 6,999,174   | 0           | 0          | 0          | 0          | 0          | 0          | 0          | 0          | 0          | 0          | 0          | 6,999,174  |           |
| 沖縄    |       | 0.0%  | 0           | 0           | 0          | 0          | 0          | 0          | 0          | 0          | 0          | 0          | 0          | 0          | 0          |           |
|       |       | 0.0%  | 0           | 0           | 0          | 0          | 0          | 0          | 0          | 0          | 0          | 0          | 0          | 0          | 0          |           |
| その他県外 |       | 6.0%  | 216,280     | 0           | 0          | 1,530      | 36,300     | 53,030     | 90,210     | 35,180     | 0          | 0          | 0          | 30         | 0          |           |
|       |       | 7.4%  | 16,036,459  | 0           | 0          | 129,413    | 2,338,255  | 3,932,251  | 7,130,240  | 2,497,480  | 0          | 0          | 0          | 8,820      | 0          |           |

上段:数量Kg

下段:金額円

| 品目名   | 産地名   | 産地別割合 | 合計         | 4月         | 5月        | 6月        | 7月        | 8月        | 9月        | 10月       | 11月       | 12月       | 1月        | 2月        | 3月        |           |
|-------|-------|-------|------------|------------|-----------|-----------|-----------|-----------|-----------|-----------|-----------|-----------|-----------|-----------|-----------|-----------|
| ほうれん草 | 合計    | 100%  | 120,706    | 12,115     | 8,852     | 4,360     | 3,714     | 2,725     | 2,311     | 6,835     | 16,917    | 16,588    | 11,772    | 20,127    | 14,390    |           |
|       |       | 100%  | 35,731,012 | 2,892,484  | 2,923,939 | 1,971,161 | 1,902,634 | 1,614,568 | 1,722,649 | 2,721,926 | 4,384,379 | 4,859,640 | 3,463,218 | 4,304,964 | 2,969,450 |           |
|       | 単価    |       | 296        | 239        | 330       | 452       | 512       | 593       | 745       | 398       | 259       | 293       | 294       | 214       | 206       |           |
|       |       |       | 75.0%      | 22.8%      | 52.0%     | 96.0%     | 116.1%    | 111.3%    | 90.7%     | 107.6%    | 120.7%    | 100.9%    | 99.7%     | 159.0%    | 86.1%     |           |
|       | 前年対比  |       | 92.3%      | 50.3%      | 93.5%     | 79.8%     | 90.1%     | 106.2%    | 93.4%     | 122.5%    | 121.1%    | 98.8%     | 89.5%     | 116.1%    | 83.9%     |           |
|       |       |       | 46.1%      | 55,609     | 5,294     | 4,672     | 947       | 1,901     | 868       | 0         | 909       | 8,019     | 10,560    | 6,048     | 9,181     | 7,210     |
|       | 市内    |       | 37.2%      | 13,306,605 | 1,010,080 | 1,157,664 | 357,369   | 897,479   | 433,283   | 0         | 238,207   | 1,833,326 | 2,678,657 | 1,581,845 | 1,704,149 | 1,414,546 |
|       |       |       | 7.7%       | 9,301      | 752       | 68        | 72        | 0         | 0         | 0         | 45        | 599       | 612       | 1,683     | 4,076     | 1,395     |
|       | 三股町   |       | 7.1%       | 2,541,009  | 227,147   | 16,244    | 17,567    | 0         | 0         | 0         | 12,127    | 133,845   | 217,140   | 624,078   | 1,012,725 | 280,136   |
|       |       |       | 5.8%       | 6,996      | 626       | 60        | 525       | 277       | 372       | 276       | 579       | 948       | 594       | 312       | 841       | 1,586     |
|       | 西諸県郡  |       | 6.3%       | 2,243,812  | 129,190   | 17,220    | 191,720   | 127,680   | 225,461   | 172,043   | 313,320   | 293,265   | 202,020   | 86,730    | 129,066   | 356,097   |
|       |       |       | 5.1%       | 6,152      | 92        | 113       | 312       | 166       | 120       | 179       | 382       | 1,236     | 1,390     | 1,234     | 480       | 448       |
|       | 県内    |       | 4.8%       | 1,715,768  | 19,121    | 52,962    | 126,604   | 76,440    | 103,952   | 124,808   | 120,855   | 294,694   | 329,805   | 321,837   | 68,250    | 76,440    |
|       |       |       | 16.0%      | 19,336     | 2,527     | 533       | 47        | 325       | 371       | 135       | 2,117     | 2,838     | 2,111     | 1,549     | 3,948     | 2,834     |
|       | 曾於市   |       | 12.3%      | 4,379,388  | 496,259   | 131,213   | 11,986    | 106,647   | 96,847    | 54,578    | 638,777   | 665,768   | 530,547   | 428,960   | 681,482   | 536,324   |
|       |       |       | 0.0%       | 0          | 0         | 0         | 0         | 0         | 0         | 0         | 0         | 0         | 0         | 0         | 0         | 0         |
|       | 霧島市   |       | 0.0%       | 0          | 0         | 0         | 0         | 0         | 0         | 0         | 0         | 0         | 0         | 0         | 0         |           |
|       |       |       | 8.1%       | 9,803      | 754       | 1,112     | 1,375     | 607       | 643       | 1,109     | 833       | 855       | 446       | 916       | 601       | 552       |
|       | 鹿児島県内 |       | 15.0%      | 5,373,773  | 339,865   | 582,493   | 744,219   | 384,191   | 474,599   | 961,629   | 538,600   | 351,437   | 229,471   | 401,392   | 161,189   | 204,688   |
|       |       |       | 1.8%       | 2,205      | 15        | 0         | 75        | 0         | 108       | 338       | 920       | 504       | 0         | 30        | 155       | 60        |
|       | 熊本    |       | 1.8%       | 651,415    | 2,100     | 0         | 36,855    | 0         | 67,411    | 140,312   | 263,062   | 68,959    | 0         | 18,376    | 38,590    | 15,750    |
|       |       |       | 0.1%       | 135        | 60        | 40        | 0         | 0         | 0         | 0         | 0         | 0         | 0         | 0         | 35        | 0         |
|       | 大分    |       | 0.1%       | 48,828     | 21,264    | 14,701    | 0         | 0         | 0         | 0         | 0         | 0         | 0         | 0         | 12,863    | 0         |
|       |       |       | 8.4%       | 10,091     | 1,993     | 2,254     | 842       | 110       | 0         | 40        | 1,010     | 1,919     | 873       | 0         | 810       | 240       |
|       | 福岡    |       | 12.9%      | 4,595,232  | 644,570   | 951,442   | 363,038   | 72,083    | 0         | 24,255    | 573,878   | 743,085   | 670,687   | 0         | 496,650   | 55,544    |
|       |       |       | 0.1%       | 150        | 0         | 0         | 25        | 30        | 0         | 0         | 30        | 0         | 0         | 0         | 0         | 65        |
|       | 佐賀    |       | 0.2%       | 87,626     | 0         | 0         | 15,490    | 23,311    | 0         | 0         | 18,900    | 0         | 0         | 0         | 0         | 29,925    |
|       |       |       | 0.0%       | 30         | 0         | 0         | 20        | 0         | 0         | 0         | 10        | 0         | 0         | 0         | 0         | 0         |
| 長崎    |       | 0.1%  | 18,375     | 0          | 0         | 14,175    | 0         | 0         | 0         | 4,200     | 0         | 0         | 0         | 0         | 0         |           |
|       |       | 0.0%  | 0          | 0          | 0         | 0         | 0         | 0         | 0         | 0         | 0         | 0         | 0         | 0         | 0         |           |
| 沖縄    |       | 0.0%  | 0          | 0          | 0         | 0         | 0         | 0         | 0         | 0         | 0         | 0         | 0         | 0         | 0         |           |
|       |       | 0.0%  | 0          | 0          | 0         | 0         | 0         | 0         | 0         | 0         | 0         | 0         | 0         | 0         | 0         |           |
| その他県外 |       | 0.7%  | 899        | 3          | 0         | 120       | 299       | 242       | 233       | 0         | 0         | 3         | 0         | 0         | 0         |           |
|       |       | 2.2%  | 769,181    | 2,888      | 0         | 92,138    | 214,803   | 213,015   | 245,024   | 0         | 0         | 1,313     | 0         | 0         | 0         |           |

上段:数量Kg

下段:金額円

| 品目名   | 産地名  | 産地別割合 | 合計         | 4月         | 5月         | 6月        | 7月        | 8月        | 9月        | 10月       | 11月       | 12月       | 1月        | 2月        | 3月        |           |
|-------|------|-------|------------|------------|------------|-----------|-----------|-----------|-----------|-----------|-----------|-----------|-----------|-----------|-----------|-----------|
| ねぎ    | 合計   | 100%  | 79,573     | 6,815      | 6,383      | 5,327     | 6,080     | 6,171     | 5,485     | 6,716     | 6,908     | 7,040     | 4,297     | 4,921     | 13,429    |           |
|       |      | 100%  | 43,734,336 | 1,805,651  | 1,906,506  | 2,458,069 | 5,537,686 | 5,549,378 | 4,654,877 | 4,341,816 | 2,803,682 | 4,556,182 | 3,703,558 | 3,182,505 | 3,234,426 |           |
|       | 単価   |       |            | 550        | 265        | 299       | 461       | 911       | 899       | 849       | 646       | 406       | 647       | 862       | 647       | 241       |
|       |      |       |            |            |            |           |           |           |           |           |           |           |           |           |           |           |
|       | 前年対比 |       |            | 99.3%      | 78.8%      | 78.6%     | 99.6%     | 111.6%    | 98.3%     | 79.7%     | 99.0%     | 98.1%     | 90.2%     | 82.8%     | 83.7%     | 199.8%    |
|       |      |       |            |            |            |           |           |           |           |           |           |           |           |           |           |           |
|       | 市内   |       |            | 8.3%       | 6,585      | 244       | 104       | 95        | 0         | 299       | 411       | 316       | 1,031     | 62        | 380       | 2,968     |
|       |      |       |            |            |            |           |           |           |           |           |           |           |           |           |           |           |
|       | 三股町  |       |            | 0.1%       | 101        | 0         | 0         | 0         | 0         | 0         | 1         | 4         | 40        | 0         | 0         | 56        |
|       |      |       |            |            |            |           |           |           |           |           |           |           |           |           |           |           |
|       | 西諸県郡 |       |            | 0.0%       | 5,975      | 0         | 0         | 0         | 0         | 126       | 210       | 1,628     | 0         | 0         | 0         | 4,011     |
|       |      |       |            |            |            |           |           |           |           |           |           |           |           |           |           |           |
|       | 西諸県郡 |       |            | 0.7%       | 519        | 0         | 0         | 12        | 270       | 126       | 24        | 0         | 27        | 60        | 0         | 0         |
|       |      |       |            |            |            |           |           |           |           |           |           |           |           |           |           |           |
|       | 県内   |       |            | 0.7%       | 326,267    | 0         | 0         | 8,977     | 97,577    | 117,180   | 25,200    | 0         | 15,330    | 62,003    | 0         | 0         |
|       |      |       |            |            |            |           |           |           |           |           |           |           |           |           |           |           |
|       | 県内   |       |            | 10.4%      | 8,294      | 57        | 75        | 400       | 556       | 506       | 437       | 472       | 549       | 1,651     | 562       | 702       |
|       |      |       |            |            |            |           |           |           |           |           |           |           |           |           |           |           |
|       | 曾於市  |       |            | 13.7%      | 5,980,505  | 31,080    | 40,856    | 333,425   | 813,047   | 672,366   | 613,515   | 413,763   | 288,593   | 1,346,625 | 630,085   | 468,728   |
|       |      |       |            |            |            |           |           |           |           |           |           |           |           |           |           |           |
|       | 曾於市  |       |            | 43.8%      | 34,831     | 4,828     | 4,017     | 2,502     | 1,507     | 1,084     | 2,589     | 3,715     | 2,917     | 1,972     | 1,877     | 2,099     |
|       |      |       |            |            |            |           |           |           |           |           |           |           |           |           |           |           |
|       | 霧島市  |       |            | 33.9%      | 14,843,057 | 808,243   | 772,034   | 741,977   | 1,112,102 | 829,084   | 2,014,255 | 2,039,579 | 1,008,927 | 1,053,033 | 1,554,550 | 1,365,676 |
|       |      |       |            |            |            |           |           |           |           |           |           |           |           |           |           |           |
|       | 霧島市  |       |            | 0.0%       | 0          | 0         | 0         | 0         | 0         | 0         | 0         | 0         | 0         | 0         | 0         | 0         |
|       |      |       |            |            |            |           |           |           |           |           |           |           |           |           |           |           |
|       | 霧島市  |       |            | 0.0%       | 0          | 0         | 0         | 0         | 0         | 0         | 0         | 0         | 0         | 0         | 0         | 0         |
|       |      |       |            |            |            |           |           |           |           |           |           |           |           |           |           |           |
| 鹿児島県内 |      |       | 30.2%      | 24,007     | 1,677      | 2,186     | 2,102     | 2,182     | 2,787     | 1,437     | 1,716     | 2,262     | 2,462     | 1,561     | 1,436     |           |
|       |      |       |            |            |            |           |           |           |           |           |           |           |           |           |           |           |
| 鹿児島県内 |      |       | 35.8%      | 15,672,151 | 890,903    | 1,063,657 | 1,181,041 | 1,766,182 | 2,368,852 | 1,167,924 | 1,253,357 | 1,197,669 | 1,711,747 | 1,207,072 | 1,010,020 |           |
|       |      |       |            |            |            |           |           |           |           |           |           |           |           |           |           |           |
| 熊本    |      |       | 0.2%       | 129        | 0          | 0         | 0         | 0         | 0         | 0         | 117       | 0         | 0         | 0         | 12        |           |
|       |      |       |            |            |            |           |           |           |           |           |           |           |           |           |           |           |
| 熊本    |      |       | 0.2%       | 103,321    | 0          | 0         | 0         | 0         | 0         | 0         | 101,431   | 0         | 0         | 0         | 1,890     |           |
|       |      |       |            |            |            |           |           |           |           |           |           |           |           |           |           |           |
| 大分    |      |       | 0.0%       | 0          | 0          | 0         | 0         | 0         | 0         | 0         | 0         | 0         | 0         | 0         | 0         |           |
|       |      |       |            |            |            |           |           |           |           |           |           |           |           |           |           |           |
| 大分    |      |       | 0.0%       | 0          | 0          | 0         | 0         | 0         | 0         | 0         | 0         | 0         | 0         | 0         | 0         |           |
|       |      |       |            |            |            |           |           |           |           |           |           |           |           |           |           |           |
| 福岡    |      |       | 4.1%       | 3,261      | 9          | 0         | 216       | 609       | 890       | 522       | 186       | 63        | 103       | 234       | 287       |           |
|       |      |       |            |            |            |           |           |           |           |           |           |           |           |           |           |           |
| 福岡    |      |       | 6.7%       | 2,926,229  | 3,466      | 0         | 161,313   | 664,650   | 751,748   | 472,553   | 197,506   | 32,760    | 92,768    | 280,980   | 234,150   |           |
|       |      |       |            |            |            |           |           |           |           |           |           |           |           |           |           |           |
| 佐賀    |      |       | 0.5%       | 424        | 0          | 0         | 0         | 217       | 111       | 63        | 0         | 0         | 33        | 0         | 0         |           |
|       |      |       |            |            |            |           |           |           |           |           |           |           |           |           |           |           |
| 佐賀    |      |       | 1.5%       | 645,602    | 0          | 0         | 0         | 323,505   | 178,143   | 97,018    | 0         | 0         | 46,936    | 0         | 0         |           |
|       |      |       |            |            |            |           |           |           |           |           |           |           |           |           |           |           |
| 長崎    |      |       | 0.0%       | 0          | 0          | 0         | 0         | 0         | 0         | 0         | 0         | 0         | 0         | 0         | 0         |           |
|       |      |       |            |            |            |           |           |           |           |           |           |           |           |           |           |           |
| 長崎    |      |       | 0.0%       | 0          | 0          | 0         | 0         | 0         | 0         | 0         | 0         | 0         | 0         | 0         | 0         |           |
|       |      |       |            |            |            |           |           |           |           |           |           |           |           |           |           |           |
| 沖縄    |      |       | 0.0%       | 0          | 0          | 0         | 0         | 0         | 0         | 0         | 0         | 0         | 0         | 0         | 0         |           |
|       |      |       |            |            |            |           |           |           |           |           |           |           |           |           |           |           |
| 沖縄    |      |       | 0.0%       | 0          | 0          | 0         | 0         | 0         | 0         | 0         | 0         | 0         | 0         | 0         | 0         |           |
|       |      |       |            |            |            |           |           |           |           |           |           |           |           |           |           |           |
| その他県外 |      |       | 1.8%       | 1,424      | 1          | 2         | 1         | 739       | 368       | 0         | 191       | 19        | 84        | 2         | 17        |           |
|       |      |       |            |            |            |           |           |           |           |           |           |           |           |           |           |           |
| その他県外 |      |       | 3.8%       | 1,652,713  | 10,816     | 14,650    | 13,442    | 760,623   | 442,784   | 5,776     | 246,804   | 26,041    | 77,070    | 14,228    | 26,304    |           |
|       |      |       |            |            |            |           |           |           |           |           |           |           |           |           |           |           |

上段:数量Kg

下段:金額円

| 品目名       | 産地名   | 産地別割合 | 合計         | 4月        | 5月        | 6月        | 7月        | 8月        | 9月        | 10月       | 11月       | 12月       | 1月        | 2月        | 3月        |         |
|-----------|-------|-------|------------|-----------|-----------|-----------|-----------|-----------|-----------|-----------|-----------|-----------|-----------|-----------|-----------|---------|
| 白ねぎ       | 合計    | 100%  | 126,092    | 6,179     | 5,329     | 6,909     | 6,538     | 8,227     | 11,555    | 12,953    | 12,790    | 18,521    | 16,151    | 13,975    | 6,966     |         |
|           |       | 100%  | 41,689,777 | 1,940,103 | 2,590,941 | 2,307,818 | 2,517,752 | 3,094,381 | 4,088,841 | 5,536,298 | 5,629,694 | 6,001,221 | 4,067,543 | 2,975,234 | 939,951   |         |
|           | 単価    |       | 331        | 314       | 486       | 334       | 385       | 376       | 354       | 427       | 440       | 324       | 252       | 213       | 135       |         |
|           |       |       | 89.3%      | 86.4%     | 107.7%    | 127.3%    | 107.3%    | 95.9%     | 113.7%    | 84.1%     | 58.8%     | 94.4%     | 98.1%     | 89.6%     | 69.9%     |         |
|           | 前年対比  |       | 90.0%      | 111.4%    | 128.1%    | 93.0%     | 108.2%    | 90.8%     | 110.1%    | 107.4%    | 94.0%     | 101.0%    | 80.1%     | 56.9%     | 29.2%     |         |
|           |       |       | 27.7%      | 34,874    | 1,459     | 672       | 888       | 902       | 931       | 91        | 210       | 2,217     | 7,844     | 9,892     | 7,979     | 1,790   |
|           | 市内    |       | 21.0%      | 8,768,753 | 422,710   | 278,985   | 269,955   | 332,987   | 170,048   | 18,900    | 72,030    | 688,223   | 2,286,759 | 2,448,460 | 1,545,870 | 233,826 |
|           |       |       | 1.9%       | 2,452     | 721       | 0         | 501       | 728       | 0         | 0         | 0         | 0         | 458       | 44        | 0         | 0       |
|           | 三股町   |       | 1.8%       | 758,154   | 248,955   | 0         | 125,685   | 221,499   | 0         | 0         | 0         | 0         | 150,465   | 11,550    | 0         | 0       |
|           |       |       | 1.8%       | 2,328     | 0         | 30        | 96        | 45        | 0         | 15        | 0         | 50        | 1,249     | 843       | 0         | 0       |
|           | 西諸県郡  |       | 1.7%       | 688,854   | 0         | 18,743    | 24,728    | 19,950    | 0         | 5,040     | 0         | 10,500    | 398,895   | 210,998   | 0         | 0       |
|           |       |       | 13.9%      | 17,584    | 1,665     | 2,265     | 1,313     | 2,517     | 1,331     | 1,854     | 780       | 2,493     | 2,667     | 261       | 438       | 0       |
|           | 県内    |       | 18.3%      | 7,628,396 | 588,137   | 1,121,279 | 590,360   | 1,234,406 | 570,959   | 829,490   | 360,780   | 1,097,775 | 1,073,069 | 39,060    | 123,081   | 0       |
|           |       |       | 12.4%      | 15,669    | 222       | 0         | 1,149     | 435       | 22        | 429       | 253       | 177       | 3,481     | 2,990     | 3,080     | 3,431   |
|           | 曾於市   |       | 8.9%       | 3,698,307 | 55,965    | 0         | 308,438   | 121,065   | 2,310     | 82,268    | 42,809    | 49,151    | 1,059,924 | 785,096   | 732,975   | 458,306 |
|           |       |       | 0.3%       | 428       | 0         | 0         | 0         | 0         | 0         | 0         | 0         | 0         | 0         | 0         | 300       | 128     |
|           | 霧島市   |       | 0.2%       | 81,176    | 0         | 0         | 0         | 0         | 0         | 0         | 0         | 0         | 0         | 0         | 67,620    | 13,556  |
|           |       |       | 9.7%       | 12,182    | 882       | 1,029     | 2,641     | 954       | 72        | 30        | 6         | 273       | 1,412     | 1,734     | 1,784     | 1,365   |
|           | 鹿児島県内 |       | 8.4%       | 3,501,300 | 229,110   | 472,920   | 863,888   | 306,495   | 14,070    | 14,175    | 1,470     | 138,600   | 483,158   | 437,763   | 374,379   | 165,272 |
|           |       |       | 0.3%       | 383       | 30        | 0         | 105       | 0         | 15        | 0         | 0         | 131       | 0         | 102       | 0         | 0       |
|           | 熊本    |       | 0.3%       | 136,238   | 11,550    | 0         | 26,040    | 0         | 7,613     | 0         | 0         | 68,985    | 0         | 22,050    | 0         | 0       |
|           |       |       | 6.5%       | 8,212     | 1,200     | 1,263     | 210       | 354       | 144       | 408       | 244       | 2,571     | 978       | 285       | 303       | 252     |
|           | 大分    |       | 9.0%       | 3,762,880 | 383,676   | 659,208   | 96,288    | 176,770   | 66,835    | 200,767   | 130,415   | 1,300,924 | 457,391   | 112,566   | 109,049   | 68,991  |
|           |       |       | 0.5%       | 630       | 0         | 0         | 0         | 0         | 0         | 0         | 0         | 540       | 0         | 0         | 90        | 0       |
|           | 福岡    |       | 0.3%       | 124,688   | 0         | 0         | 0         | 0         | 0         | 0         | 0         | 104,948   | 0         | 0         | 19,740    | 0       |
|           |       |       | 0.0%       | 0         | 0         | 0         | 0         | 0         | 0         | 0         | 0         | 0         | 0         | 0         | 0         | 0       |
|           | 佐賀    |       | 0.0%       | 0         | 0         | 0         | 0         | 0         | 0         | 0         | 0         | 0         | 0         | 0         | 0         | 0       |
|           |       |       | 0.0%       | 0         | 0         | 0         | 0         | 0         | 0         | 0         | 0         | 0         | 0         | 0         | 0         | 0       |
| 長崎        |       | 0.0%  | 0          | 0         | 0         | 0         | 0         | 0         | 0         | 0         | 0         | 0         | 0         | 0         | 0         |         |
|           |       | 0.0%  | 0          | 0         | 0         | 0         | 0         | 0         | 0         | 0         | 0         | 0         | 0         | 0         | 0         |         |
| 沖縄        |       | 0.0%  | 0          | 0         | 0         | 0         | 0         | 0         | 0         | 0         | 0         | 0         | 0         | 0         | 0         |         |
|           |       | 0.0%  | 0          | 0         | 0         | 0         | 0         | 0         | 0         | 0         | 0         | 0         | 0         | 0         | 0         |         |
| その他<br>県外 |       | 24.9% | 31,350     | 0         | 70        | 6         | 604       | 5,712     | 8,728     | 11,460    | 4,338     | 432       | 0         | 0         | 0         |         |
|           |       | 30.1% | 12,541,031 | 0         | 39,806    | 2,436     | 104,580   | 2,262,546 | 2,938,201 | 4,928,794 | 2,170,588 | 91,560    | 0         | 2,520     | 0         |         |

上段:数量Kg

下段:金額円

| 品目名       | 産地名   | 産地別割合 | 合計        | 4月      | 5月      | 6月      | 7月     | 8月     | 9月      | 10月     | 11月     | 12月       | 1月        | 2月      | 3月      |
|-----------|-------|-------|-----------|---------|---------|---------|--------|--------|---------|---------|---------|-----------|-----------|---------|---------|
| 春<br>菊    | 合計    | 100%  | 19,847    | 730     | 453     | 294     | 106    | 112    | 157     | 1,417   | 2,910   | 4,792     | 3,649     | 3,478   | 1,750   |
|           |       | 100%  | 6,561,271 | 247,512 | 194,483 | 121,711 | 62,827 | 50,197 | 126,574 | 615,180 | 908,508 | 2,159,034 | 1,169,516 | 645,208 | 260,521 |
|           | 単価    |       | 331       | 339     | 429     | 415     | 593    | 448    | 806     | 434     | 312     | 451       | 321       | 186     | 149     |
|           | 前年対比  |       | 88.8%     | 63.3%   | 59.6%   | 68.9%   | 110.4% | 134.9% | 253.2%  | 141.5%  | 110.7%  | 80.0%     | 76.8%     | 105.2%  | 83.7%   |
|           |       |       | 85.1%     | 58.4%   | 65.6%   | 54.0%   | 128.6% | 142.6% | 188.4%  | 163.9%  | 105.7%  | 91.5%     | 79.2%     | 60.9%   | 53.3%   |
|           | 市内    | 45.4% | 9,020     | 102     | 84      | 14      | 0      | 0      | 0       | 169     | 962     | 1,975     | 2,332     | 2,004   | 1,378   |
|           |       | 36.6% | 2,403,366 | 23,993  | 17,305  | 1,628   | 0      | 0      | 0       | 38,724  | 237,665 | 839,758   | 731,458   | 359,806 | 153,029 |
|           | 三股町   | 1.5%  | 298       | 278     | 20      | 0       | 0      | 0      | 0       | 0       | 0       | 0         | 0         | 0       | 0       |
|           |       | 1.1%  | 72,517    | 65,429  | 7,088   | 0       | 0      | 0      | 0       | 0       | 0       | 0         | 0         | 0       | 0       |
|           | 西諸県郡  | 0.2%  | 42        | 0       | 0       | 0       | 0      | 0      | 15      | 15      | 0       | 12        | 0         | 0       | 0       |
|           |       | 0.3%  | 19,646    | 0       | 0       | 0       | 0      | 0      | 7,676   | 8,400   | 0       | 3,570     | 0         | 0       | 0       |
|           | 県内    | 1.3%  | 253       | 0       | 2       | 0       | 0      | 2      | 18      | 12      | 32      | 48        | 32        | 65      | 42      |
|           |       | 1.7%  | 111,569   | 0       | 1,239   | 0       | 0      | 677    | 13,844  | 6,930   | 8,505   | 38,640    | 23,941    | 5,613   | 12,180  |
|           | 曾於市   | 30.6% | 6,074     | 0       | 0       | 0       | 0      | 0      | 0       | 477     | 1,015   | 2,123     | 1,166     | 1,252   | 42      |
|           |       | 25.8% | 1,692,454 | 0       | 0       | 0       | 0      | 0      | 0       | 138,024 | 241,442 | 754,417   | 328,983   | 224,337 | 5,251   |
|           | 霧島市   | 0.0%  | 0         | 0       | 0       | 0       | 0      | 0      | 0       | 0       | 0       | 0         | 0         | 0       | 0       |
|           |       | 0.0%  | 0         | 0       | 0       | 0       | 0      | 0      | 0       | 0       | 0       | 0         | 0         | 0       | 0       |
|           | 鹿児島県内 | 6.8%  | 1,340     | 292     | 60      | 0       | 0      | 0      | 32      | 12      | 251     | 149       | 118       | 138     | 288     |
|           |       | 10.1% | 662,346   | 132,418 | 32,394  | 0       | 0      | 0      | 26,878  | 7,140   | 123,091 | 115,028   | 85,134    | 50,202  | 90,061  |
|           | 熊本    | 9.9%  | 1,969     | 0       | 85      | 210     | 94     | 110    | 82      | 629     | 641     | 118       | 0         | 0       | 0       |
|           |       | 14.7% | 966,751   | 0       | 36,938  | 83,120  | 58,048 | 49,520 | 68,726  | 333,324 | 292,555 | 44,520    | 0         | 0       | 0       |
|           | 大分    | 0.2%  | 37        | 0       | 0       | 0       | 0      | 0      | 0       | 27      | 10      | 0         | 0         | 0       | 0       |
|           |       | 0.4%  | 25,391    | 0       | 0       | 0       | 0      | 0      | 0       | 20,141  | 5,250   | 0         | 0         | 0       | 0       |
|           | 福岡    | 4.1%  | 814       | 58      | 202     | 70      | 12     | 0      | 10      | 76      | 0       | 366       | 0         | 20      | 0       |
|           |       | 9.3%  | 607,231   | 25,672  | 99,519  | 36,963  | 4,779  | 0      | 9,450   | 62,497  | 0       | 363,101   | 0         | 5,250   | 0       |
|           | 佐賀    | 0.0%  | 0         | 0       | 0       | 0       | 0      | 0      | 0       | 0       | 0       | 0         | 0         | 0       | 0       |
|           |       | 0.0%  | 0         | 0       | 0       | 0       | 0      | 0      | 0       | 0       | 0       | 0         | 0         | 0       | 0       |
|           | 長崎    | 0.0%  | 0         | 0       | 0       | 0       | 0      | 0      | 0       | 0       | 0       | 0         | 0         | 0       | 0       |
| 0.0%      |       | 0     | 0         | 0       | 0       | 0       | 0      | 0      | 0       | 0       | 0       | 0         | 0         | 0       |         |
| 沖縄        | 0.0%  | 0     | 0         | 0       | 0       | 0       | 0      | 0      | 0       | 0       | 0       | 0         | 0         | 0       |         |
|           | 0.0%  | 0     | 0         | 0       | 0       | 0       | 0      | 0      | 0       | 0       | 0       | 0         | 0         | 0       |         |
| その他<br>県外 | 0.0%  | 0     | 0         | 0       | 0       | 0       | 0      | 0      | 0       | 0       | 0       | 0         | 0         | 0       |         |
|           | 0.0%  | 0     | 0         | 0       | 0       | 0       | 0      | 0      | 0       | 0       | 0       | 0         | 0         | 0       |         |



上段:数量Kg

下段:金額円

| 品目名         | 産地名   | 産地別割合 | 合計        | 4月        | 5月      | 6月      | 7月      | 8月      | 9月      | 10月     | 11月     | 12月     | 1月      | 2月      | 3月      |         |
|-------------|-------|-------|-----------|-----------|---------|---------|---------|---------|---------|---------|---------|---------|---------|---------|---------|---------|
| な<br>っ<br>ば | 合 計   | 100%  | 25,426    | 2,878     | 3,069   | 2,372   | 3,325   | 2,636   | 1,785   | 3,104   | 1,395   | 985     | 1,248   | 1,343   | 1,286   |         |
|             |       | 100%  | 5,707,432 | 433,139   | 520,100 | 644,005 | 763,070 | 674,737 | 587,396 | 565,728 | 293,082 | 439,142 | 302,196 | 254,219 | 230,618 |         |
|             | 単 価   |       | 224       | 151       | 169     | 272     | 229     | 256     | 329     | 182     | 210     | 446     | 242     | 189     | 179     |         |
|             |       |       | 97.9%     | 160.2%    | 141.0%  | 124.6%  | 91.6%   | 74.3%   | 61.9%   | 106.0%  | 88.8%   | 95.1%   | 104.0%  | 84.5%   | 74.7%   |         |
|             | 前年対比  |       | 87.4%     | 136.4%    | 144.4%  | 83.2%   | 92.2%   | 83.6%   | 64.8%   | 75.3%   | 89.9%   | 131.6%  | 92.2%   | 63.2%   | 57.8%   |         |
|             |       |       | 16.8%     | 4,264     | 364     | 104     | 46      | 1,108   | 640     | 165     | 1,285   | 465     | 12      | 9       | 34      | 32      |
|             | 市 内   |       | 12.0%     | 683,968   | 46,273  | 14,540  | 11,634  | 199,604 | 147,247 | 42,865  | 160,781 | 49,467  | 2,100   | 2,205   | 3,366   | 3,886   |
|             |       |       | 4.9%      | 1,253     | 544     | 321     | 296     | 92      | 0       | 0       | 0       | 0       | 0       | 0       | 0       | 0       |
|             | 三股町   |       | 3.4%      | 191,740   | 67,330  | 43,239  | 70,702  | 10,469  | 0       | 0       | 0       | 0       | 0       | 0       | 0       | 0       |
|             |       |       | 1.0%      | 252       | 0       | 0       | 0       | 0       | 148     | 0       | 0       | 0       | 12      | 0       | 0       | 92      |
|             | 西諸県郡  |       | 0.5%      | 27,757    | 0       | 0       | 0       | 0       | 11,093  | 0       | 0       | 0       | 4,463   | 0       | 0       | 12,201  |
|             |       |       | 0.6%      | 153       | 0       | 15      | 17      | 15      | 0       | 18      | 50      | 4       | 16      | 0       | 0       | 18      |
|             | 県 内   |       | 0.5%      | 27,381    | 0       | 525     | 1,176   | 1,050   | 0       | 7,560   | 7,558   | 2,487   | 1,670   | 0       | 0       | 5,355   |
|             |       |       | 73.3%     | 18,626    | 1,878   | 2,561   | 1,792   | 2,079   | 1,816   | 1,560   | 1,769   | 884     | 829     | 1,139   | 1,265   | 1,054   |
|             | 曾於市   |       | 76.7%     | 4,379,216 | 294,336 | 439,746 | 447,319 | 529,414 | 503,587 | 518,018 | 397,389 | 220,558 | 351,159 | 254,265 | 237,769 | 185,656 |
|             |       |       | 0.1%      | 36        | 0       | 0       | 0       | 0       | 0       | 0       | 0       | 0       | 12      | 0       | 0       | 24      |
|             | 霧島市   |       | 0.2%      | 11,131    | 0       | 0       | 0       | 0       | 0       | 0       | 0       | 0       | 6,091   | 0       | 0       | 5,040   |
|             |       |       | 3.3%      | 842       | 92      | 68      | 221     | 31      | 32      | 42      | 0       | 42      | 104     | 100     | 44      | 66      |
|             | 鹿児島県内 |       | 6.8%      | 386,239   | 25,200  | 22,050  | 113,174 | 22,533  | 12,810  | 18,953  | 0       | 20,570  | 73,659  | 45,726  | 13,084  | 18,480  |
|             |       |       | 0.0%      | 0         | 0       | 0       | 0       | 0       | 0       | 0       | 0       | 0       | 0       | 0       | 0       | 0       |
|             | 熊 本   |       | 0.0%      | 0         | 0       | 0       | 0       | 0       | 0       | 0       | 0       | 0       | 0       | 0       | 0       | 0       |
|             |       |       | 0.0%      | 0         | 0       | 0       | 0       | 0       | 0       | 0       | 0       | 0       | 0       | 0       | 0       | 0       |
|             | 大 分   |       | 0.0%      | 0         | 0       | 0       | 0       | 0       | 0       | 0       | 0       | 0       | 0       | 0       | 0       | 0       |
|             |       |       | 0.0%      | 0         | 0       | 0       | 0       | 0       | 0       | 0       | 0       | 0       | 0       | 0       | 0       | 0       |
|             | 福 岡   |       | 0.0%      | 0         | 0       | 0       | 0       | 0       | 0       | 0       | 0       | 0       | 0       | 0       | 0       | 0       |
|             |       |       | 0.0%      | 0         | 0       | 0       | 0       | 0       | 0       | 0       | 0       | 0       | 0       | 0       | 0       | 0       |
|             | 佐 賀   |       | 0.0%      | 0         | 0       | 0       | 0       | 0       | 0       | 0       | 0       | 0       | 0       | 0       | 0       | 0       |
|             |       |       | 0.0%      | 0         | 0       | 0       | 0       | 0       | 0       | 0       | 0       | 0       | 0       | 0       | 0       | 0       |
| 長 崎         |       | 0.0%  | 0         | 0         | 0       | 0       | 0       | 0       | 0       | 0       | 0       | 0       | 0       | 0       | 0       |         |
|             |       | 0.0%  | 0         | 0         | 0       | 0       | 0       | 0       | 0       | 0       | 0       | 0       | 0       | 0       | 0       |         |
| 沖 縄         |       | 0.0%  | 0         | 0         | 0       | 0       | 0       | 0       | 0       | 0       | 0       | 0       | 0       | 0       | 0       |         |
|             |       | 0.0%  | 0         | 0         | 0       | 0       | 0       | 0       | 0       | 0       | 0       | 0       | 0       | 0       | 0       |         |
| その他<br>県 外  |       | 0.0%  | 0         | 0         | 0       | 0       | 0       | 0       | 0       | 0       | 0       | 0       | 0       | 0       | 0       |         |
|             |       | 0.0%  | 0         | 0         | 0       | 0       | 0       | 0       | 0       | 0       | 0       | 0       | 0       | 0       | 0       |         |

上段:数量Kg

下段:金額円

| 品目名        | 産地名   | 産地別割合 | 合計         | 4月         | 5月        | 6月      | 7月        | 8月        | 9月        | 10月       | 11月       | 12月       | 1月        | 2月        | 3月        |           |
|------------|-------|-------|------------|------------|-----------|---------|-----------|-----------|-----------|-----------|-----------|-----------|-----------|-----------|-----------|-----------|
| に<br>ら     | 合 計   | 100%  | 53,109     | 4,826      | 5,395     | 5,486   | 3,835     | 3,926     | 3,610     | 4,260     | 4,637     | 4,892     | 3,794     | 3,575     | 4,873     |           |
|            |       | 100%  | 21,168,013 | 1,332,877  | 1,065,840 | 897,328 | 1,473,156 | 1,311,109 | 1,686,792 | 1,522,643 | 1,762,479 | 3,931,313 | 3,020,785 | 1,984,819 | 1,178,872 |           |
|            | 単 価   |       | 399        | 276        | 198       | 164     | 384       | 334       | 467       | 357       | 380       | 804       | 796       | 555       | 242       |           |
|            |       |       | 105.2%     | 95.2%      | 104.0%    | 129.7%  | 101.9%    | 93.3%     | 103.8%    | 89.3%     | 104.8%    | 117.2%    | 114.6%    | 99.0%     | 114.0%    |           |
|            | 前年対比  |       | 86.0%      | 83.4%      | 114.2%    | 61.8%   | 86.1%     | 84.9%     | 85.2%     | 74.7%     | 114.3%    | 113.4%    | 94.9%     | 67.0%     | 53.2%     |           |
|            |       |       | 0.6%       | 298        | 33        | 53      | 51        | 39        | 23        | 37        | 39        | 2         | 2         | 0         | 0         | 19        |
|            | 市 内   |       | 0.2%       | 43,558     | 8,768     | 4,579   | 3,687     | 4,012     | 1,986     | 5,928     | 7,499     | 95        | 1,575     | 0         | 0         | 5,429     |
|            |       |       | 0.0%       | 0          | 0         | 0       | 0         | 0         | 0         | 0         | 0         | 0         | 0         | 0         | 0         | 0         |
|            | 三股町   |       | 0.0%       | 0          | 0         | 0       | 0         | 0         | 0         | 0         | 0         | 0         | 0         | 0         | 0         | 0         |
|            |       |       | 0.0%       | 0          | 0         | 0       | 0         | 0         | 0         | 0         | 0         | 0         | 0         | 0         | 0         | 0         |
|            | 西諸県郡  |       | 83.7%      | 44,448     | 4,252     | 3,980   | 4,728     | 3,160     | 3,302     | 2,313     | 3,653     | 3,912     | 3,970     | 3,446     | 3,205     | 4,527     |
|            |       |       | 78.9%      | 16,691,889 | 1,153,903 | 749,600 | 687,140   | 1,121,456 | 991,107   | 953,298   | 1,260,296 | 1,397,293 | 2,960,161 | 2,666,794 | 1,724,314 | 1,026,527 |
|            | 県 内   |       | 13.3%      | 7,077      | 340       | 1,391   | 675       | 490       | 430       | 866       | 339       | 581       | 920       | 348       | 370       | 327       |
|            |       |       | 19.5%      | 4,134,823  | 138,180   | 317,546 | 205,162   | 320,724   | 288,540   | 576,127   | 214,989   | 342,566   | 969,577   | 353,991   | 260,505   | 146,916   |
|            | 曾於市   |       | 1.9%       | 990        | 0         | 22      | 32        | 146       | 130       | 289       | 230       | 142       | 0         | 0         | 0         | 0         |
|            |       |       | 0.9%       | 199,044    | 0         | 1,990   | 1,339     | 26,964    | 23,175    | 83,192    | 39,859    | 22,525    | 0         | 0         | 0         | 0         |
|            | 霧島市   |       | 0.0%       | 0          | 0         | 0       | 0         | 0         | 0         | 0         | 0         | 0         | 0         | 0         | 0         | 0         |
|            |       |       | 0.0%       | 0          | 0         | 0       | 0         | 0         | 0         | 0         | 0         | 0         | 0         | 0         | 0         | 0         |
|            | 鹿児島県内 |       | 0.0%       | 0          | 0         | 0       | 0         | 0         | 0         | 0         | 0         | 0         | 0         | 0         | 0         | 0         |
|            |       |       | 0.0%       | 0          | 0         | 0       | 0         | 0         | 0         | 0         | 0         | 0         | 0         | 0         | 0         | 0         |
| 熊 本        |       | 0.1%  | 40         | 0          | 0         | 0       | 0         | 40        | 0         | 0         | 0         | 0         | 0         | 0         | 0         |           |
|            |       | 0.0%  | 6,301      | 0          | 0         | 0       | 0         | 6,301     | 0         | 0         | 0         | 0         | 0         | 0         | 0         |           |
| 大 分        |       | 0.2%  | 80         | 0          | 0         | 0       | 0         | 0         | 80        | 0         | 0         | 0         | 0         | 0         | 0         |           |
|            |       | 0.3%  | 55,122     | 0          | 0         | 0       | 0         | 0         | 55,122    | 0         | 0         | 0         | 0         | 0         | 0         |           |
| 福 岡        |       | 0.0%  | 0          | 0          | 0         | 0       | 0         | 0         | 0         | 0         | 0         | 0         | 0         | 0         | 0         |           |
|            |       | 0.0%  | 0          | 0          | 0         | 0       | 0         | 0         | 0         | 0         | 0         | 0         | 0         | 0         | 0         |           |
| 佐 賀        |       | 0.0%  | 0          | 0          | 0         | 0       | 0         | 0         | 0         | 0         | 0         | 0         | 0         | 0         | 0         |           |
|            |       | 0.0%  | 0          | 0          | 0         | 0       | 0         | 0         | 0         | 0         | 0         | 0         | 0         | 0         | 0         |           |
| 長 崎        |       | 0.0%  | 0          | 0          | 0         | 0       | 0         | 0         | 0         | 0         | 0         | 0         | 0         | 0         | 0         |           |
|            |       | 0.0%  | 0          | 0          | 0         | 0       | 0         | 0         | 0         | 0         | 0         | 0         | 0         | 0         | 0         |           |
| 沖 縄        |       | 0.0%  | 0          | 0          | 0         | 0       | 0         | 0         | 0         | 0         | 0         | 0         | 0         | 0         | 0         |           |
|            |       | 0.0%  | 0          | 0          | 0         | 0       | 0         | 0         | 0         | 0         | 0         | 0         | 0         | 0         | 0         |           |
| その他<br>県 外 |       | 0.3%  | 176        | 201        | -50       | 0       | 0         | 0         | 25        | 0         | 0         | 0         | 0         | 0         | 0         |           |
|            |       | 0.2%  | 37,276     | 32,026     | -7,875    | 0       | 0         | 0         | 13,125    | 0         | 0         | 0         | 0         | 0         | 0         |           |

上段:数量Kg

下段:金額円

| 品目名              | 産地名   | 産地別割合 | 合計         | 4月         | 5月        | 6月        | 7月        | 8月        | 9月        | 10月       | 11月       | 12月        | 1月        | 2月        | 3月        |           |
|------------------|-------|-------|------------|------------|-----------|-----------|-----------|-----------|-----------|-----------|-----------|------------|-----------|-----------|-----------|-----------|
| き<br>ゆ<br>う<br>り | 合 計   | 100%  | 498,359    | 52,485     | 56,449    | 73,001    | 34,120    | 35,468    | 41,570    | 28,836    | 25,517    | 26,937     | 27,202    | 39,739    | 57,035    |           |
|                  |       | 100%  | 91,921,523 | 7,810,166  | 7,370,753 | 6,415,775 | 5,997,251 | 6,338,115 | 6,835,552 | 6,465,634 | 7,278,718 | 12,428,678 | 9,291,641 | 7,550,801 | 8,138,439 |           |
|                  | 単 価   |       | 184        | 149        | 131       | 88        | 176       | 179       | 164       | 224       | 285       | 461        | 342       | 190       | 143       |           |
|                  |       |       | 95.3%      | 76.8%      | 91.5%     | 195.4%    | 71.1%     | 70.3%     | 102.6%    | 79.4%     | 79.7%     | 81.5%      | 79.4%     | 101.5%    | 135.5%    |           |
|                  | 前年対比  |       | 76.7%      | 105.7%     | 85.3%     | 65.1%     | 71.4%     | 81.3%     | 66.1%     | 80.7%     | 71.2%     | 90.9%      | 86.8%     | 62.2%     | 64.1%     |           |
|                  |       |       | 40.0%      | 199,269    | 27,079    | 26,199    | 22,595    | 9,120     | 14,310    | 22,391    | 11,662    | 7,035      | 7,587     | 9,869     | 14,052    | 27,371    |
|                  | 市 内   |       | 30.3%      | 27,825,962 | 3,121,137 | 2,555,183 | 1,762,914 | 1,264,683 | 1,876,488 | 3,203,624 | 2,449,679 | 1,580,720  | 2,718,619 | 2,512,443 | 1,951,067 | 2,829,405 |
|                  |       |       | 5.7%       | 28,341     | 3,915     | 3,020     | 2,855     | 4,716     | 2,419     | 0         | 407       | 2,585      | 3,350     | 1,439     | 1,825     | 1,810     |
|                  | 三股町   |       | 7.0%       | 6,390,243  | 531,090   | 344,862   | 464,048   | 1,043,490 | 527,877   | 0         | 79,216    | 784,560    | 1,499,789 | 486,150   | 356,213   | 272,948   |
|                  |       |       | 0.0%       | 0          | 0         | 0         | 0         | 0         | 0         | 0         | 0         | 0          | 0         | 0         | 0         | 0         |
|                  | 西諸県郡  |       | 0.0%       | 0          | 0         | 0         | 0         | 0         | 0         | 0         | 0         | 0          | 0         | 0         | 0         | 0         |
|                  |       |       | 29.8%      | 148,635    | 13,776    | 14,202    | 34,758    | 8,834     | 12,749    | 10,127    | 8,091     | 10,845     | 6,691     | 7,000     | 9,599     | 11,963    |
|                  | 県 内   |       | 35.4%      | 32,508,512 | 2,789,883 | 2,523,654 | 2,922,179 | 1,783,275 | 2,981,641 | 2,246,799 | 1,868,284 | 3,628,699  | 3,934,033 | 2,901,568 | 2,413,822 | 2,514,675 |
|                  |       |       | 22.6%      | 112,595    | 7,585     | 12,429    | 11,694    | 10,850    | 4,480     | 3,927     | 8,629     | 5,038      | 9,084     | 8,894     | 14,264    | 15,721    |
|                  | 曾於市   |       | 26.1%      | 23,971,115 | 1,358,711 | 1,888,422 | 1,198,456 | 1,839,653 | 741,111   | 725,718   | 2,058,547 | 1,278,964  | 4,149,496 | 3,391,480 | 2,829,699 | 2,510,858 |
|                  |       |       | 0.0%       | 6          | 0         | 0         | 0         | 0         | 0         | 0         | 6         | 0          | 0         | 0         | 0         | 0         |
|                  | 霧島市   |       | 0.0%       | 231        | 0         | 0         | 0         | 0         | 0         | 0         | 231       | 0          | 0         | 0         | 0         |           |
|                  |       |       | 0.4%       | 1,985      | 90        | 461       | 248       | 145       | 710       | 35        | 41        | 15         | 225       | 0         | 0         | 15        |
|                  | 鹿児島県内 |       | 0.3%       | 310,825    | 4,725     | 45,990    | 23,458    | 13,860    | 75,548    | 1,901     | 9,677     | 5,775      | 126,741   | 0         | 0         | 3,150     |
|                  |       |       | 0.3%       | 1,639      | 40        | 138       | 851       | 455       | 0         | 0         | 0         | 0          | 0         | 0         | 0         | 155       |
|                  | 熊 本   |       | 0.1%       | 121,675    | 4,620     | 12,642    | 44,720    | 52,290    | 0         | 0         | 0         | 0          | 0         | 0         | 0         | 7,403     |
|                  |       |       | 0.0%       | 0          | 0         | 0         | 0         | 0         | 0         | 0         | 0         | 0          | 0         | 0         | 0         | 0         |
|                  | 大 分   |       | 0.0%       | 0          | 0         | 0         | 0         | 0         | 0         | 0         | 0         | 0          | 0         | 0         | 0         | 0         |
|                  |       |       | 0.0%       | 0          | 0         | 0         | 0         | 0         | 0         | 0         | 0         | 0          | 0         | 0         | 0         | 0         |
|                  | 福 岡   |       | 0.0%       | 0          | 0         | 0         | 0         | 0         | 0         | 0         | 0         | 0          | 0         | 0         | 0         | 0         |
|                  |       |       | 0.0%       | 0          | 0         | 0         | 0         | 0         | 0         | 0         | 0         | 0          | 0         | 0         | 0         | 0         |
|                  | 佐 賀   |       | 0.0%       | 0          | 0         | 0         | 0         | 0         | 0         | 0         | 0         | 0          | 0         | 0         | 0         | 0         |
|                  |       |       | 0.0%       | 0          | 0         | 0         | 0         | 0         | 0         | 0         | 0         | 0          | 0         | 0         | 0         | 0         |
| 長 崎              |       | 0.0%  | 0          | 0          | 0         | 0         | 0         | 0         | 0         | 0         | 0         | 0          | 0         | 0         | 0         |           |
|                  |       | 0.0%  | 0          | 0          | 0         | 0         | 0         | 0         | 0         | 0         | 0         | 0          | 0         | 0         | 0         |           |
| 沖 縄              |       | 0.0%  | 0          | 0          | 0         | 0         | 0         | 0         | 0         | 0         | 0         | 0          | 0         | 0         | 0         |           |
|                  |       | 0.0%  | 0          | 0          | 0         | 0         | 0         | 0         | 0         | 0         | 0         | 0          | 0         | 0         | 0         |           |
| その他<br>県 外       |       | 1.2%  | 5,890      | 0          | 0         | 0         | 0         | 800       | 5,090     | 0         | 0         | 0          | 0         | 0         | 0         |           |
|                  |       | 0.9%  | 792,960    | 0          | 0         | 0         | 0         | 135,450   | 657,510   | 0         | 0         | 0          | 0         | 0         | 0         |           |

上段:数量Kg

下段:金額円

| 品目名              | 産地名   | 産地別割合 | 合計         | 4月        | 5月        | 6月        | 7月        | 8月        | 9月        | 10月       | 11月       | 12月       | 1月        | 2月        | 3月        |        |
|------------------|-------|-------|------------|-----------|-----------|-----------|-----------|-----------|-----------|-----------|-----------|-----------|-----------|-----------|-----------|--------|
| か<br>ぼ<br>ち<br>ゃ | 合 計   | 100%  | 487,026    | 39,521    | 36,423    | 37,711    | 53,215    | 20,876    | 22,486    | 35,085    | 39,835    | 58,538    | 29,416    | 55,145    | 58,776    |        |
|                  |       | 100%  | 57,254,401 | 7,154,327 | 7,066,369 | 5,049,461 | 4,930,675 | 2,062,284 | 2,481,102 | 3,621,332 | 3,988,162 | 6,125,069 | 3,158,428 | 5,918,576 | 5,698,616 |        |
|                  | 単 価   |       | 118        | 181       | 194       | 134       | 93        | 99        | 110       | 103       | 100       | 105       | 107       | 107       | 97        |        |
|                  |       |       | 121.8%     | 83.1%     | 84.3%     | 98.2%     | 113.9%    | 118.6%    | 107.5%    | 164.7%    | 184.9%    | 184.3%    | 104.1%    | 168.5%    | 117.9%    |        |
|                  | 前年対比  |       | 111.1%     | 135.0%    | 100.8%    | 86.9%     | 80.2%     | 82.5%     | 74.5%     | 127.1%    | 133.7%    | 136.7%    | 92.9%     | 212.1%    | 115.5%    |        |
|                  |       |       | 9.3%       | 45,151    | 30        | 850       | 13,602    | 21,217    | 5,323     | 283       | 193       | 638       | 2,725     | 220       | 70        | 0      |
|                  | 市 内   |       | 7.2%       | 4,121,605 | 6,510     | 169,050   | 1,736,355 | 1,656,277 | 367,487   | 5,366     | 4,023     | 23,237    | 133,455   | 17,640    | 2,205     | 0      |
|                  |       |       | 0.7%       | 3,223     | 0         | 0         | 0         | 2,920     | 273       | 0         | 0         | 0         | 30        | 0         | 0         | 0      |
|                  | 三股町   |       | 0.5%       | 306,690   | 0         | 0         | 0         | 285,900   | 20,160    | 0         | 0         | 0         | 630       | 0         | 0         | 0      |
|                  |       |       | 0.3%       | 1,580     | 0         | 0         | 0         | 1,010     | 0         | 0         | 0         | 440       | 130       | 0         | 0         | 0      |
|                  | 西諸県郡  |       | 0.1%       | 84,945    | 0         | 0         | 0         | 54,495    | 0         | 0         | 0         | 16,065    | 14,385    | 0         | 0         | 0      |
|                  |       |       | 4.4%       | 21,480    | 72        | 373       | 6,321     | 4,952     | 7,485     | 16        | 217       | 180       | 20        | 76        | 1,513     | 256    |
|                  | 県 内   |       | 4.3%       | 2,466,688 | 25,027    | 97,675    | 842,663   | 520,945   | 760,181   | 3,024     | 29,555    | 18,900    | 4,305     | 17,464    | 117,023   | 29,926 |
|                  |       |       | 6.4%       | 31,260    | 0         | 0         | 2,960     | 17,831    | 2,955     | 911       | 973       | 987       | 4,643     | 0         | 0         | 0      |
|                  | 曾於市   |       | 4.9%       | 2,794,672 | 0         | 0         | 287,805   | 1,815,450 | 195,143   | 38,094    | 18,113    | 76,818    | 363,249   | 0         | 0         | 0      |
|                  |       |       | 0.9%       | 4,560     | 0         | 0         | 110       | 4,450     | 0         | 0         | 0         | 0         | 0         | 0         | 0         | 0      |
|                  | 霧島市   |       | 0.9%       | 525,945   | 0         | 0         | 8,820     | 517,125   | 0         | 0         | 0         | 0         | 0         | 0         | 0         | 0      |
|                  |       |       | 0.9%       | 4,319     | 0         | 0         | 370       | 160       | 370       | 127       | 22        | 3,150     | 120       | 0         | 0         | 0      |
|                  | 鹿児島県内 |       | 0.7%       | 421,198   | 0         | 0         | 51,083    | 5,040     | 50,505    | 4,410     | 777       | 298,988   | 10,395    | 0         | 0         | 0      |
|                  |       |       | 1.4%       | 6,692     | 59        | 1,160     | 1,438     | 675       | 1,200     | 0         | 250       | 0         | 1,910     | 0         | 0         | 0      |
|                  | 熊 本   |       | 1.7%       | 996,233   | 13,598    | 212,520   | 118,178   | 75,443    | 210,210   | 0         | 28,455    | 0         | 337,829   | 0         | 0         | 0      |
|                  |       |       | 0.0%       | 200       | 0         | 0         | 0         | 0         | 200       | 0         | 0         | 0         | 0         | 0         | 0         | 0      |
|                  | 大 分   |       | 0.0%       | 27,300    | 0         | 0         | 0         | 0         | 27,300    | 0         | 0         | 0         | 0         | 0         | 0         | 0      |
|                  |       |       | 0.7%       | 3,650     | 0         | 0         | 0         | 0         | 210       | 1,440     | 2,000     | 0         | 0         | 0         | 0         | 0      |
|                  | 福 岡   |       | 0.8%       | 442,995   | 0         | 0         | 0         | 0         | 32,655    | 179,340   | 231,000   | 0         | 0         | 0         | 0         | 0      |
|                  |       |       | 0.0%       | 0         | 0         | 0         | 0         | 0         | 0         | 0         | 0         | 0         | 0         | 0         | 0         | 0      |
|                  | 佐 賀   |       | 0.0%       | 0         | 0         | 0         | 0         | 0         | 0         | 0         | 0         | 0         | 0         | 0         | 0         | 0      |
|                  |       |       | 0.1%       | 263       | 0         | 0         | 0         | 0         | 260       | 0         | 0         | 0         | 0         | 0         | 3         | 0      |
| 長 崎              |       | 0.0%  | 25,526     | 0         | 0         | 0         | 0         | 23,793    | 0         | 0         | 0         | 0         | 0         | 1,733     | 0         |        |
|                  |       | 0.0%  | 0          | 0         | 0         | 0         | 0         | 0         | 0         | 0         | 0         | 0         | 0         | 0         | 0         |        |
| 沖 縄              |       | 0.0%  | 0          | 0         | 0         | 0         | 0         | 0         | 0         | 0         | 0         | 0         | 0         | 0         | 0         |        |
|                  |       | 0.0%  | 0          | 0         | 0         | 0         | 0         | 0         | 0         | 0         | 0         | 0         | 0         | 0         | 0         |        |
| その他<br>県 外       |       | 74.9% | 364,649    | 39,360    | 34,040    | 12,910    | 0         | 2,600     | 19,709    | 31,430    | 34,440    | 48,960    | 29,120    | 53,560    | 58,520    |        |
|                  |       | 78.7% | 45,040,604 | 7,109,192 | 6,587,124 | 2,004,557 | 0         | 374,850   | 2,250,868 | 3,309,409 | 3,554,154 | 5,260,821 | 3,123,324 | 5,797,615 | 5,668,690 |        |

上段:数量Kg

下段:金額円

| 品目名        | 産地名   | 産地別割合 | 合計         | 4月         | 5月        | 6月        | 7月        | 8月        | 9月        | 10月       | 11月       | 12月       | 1月        | 2月        | 3月        |           |
|------------|-------|-------|------------|------------|-----------|-----------|-----------|-----------|-----------|-----------|-----------|-----------|-----------|-----------|-----------|-----------|
| な<br>す     | 合 計   | 100%  | 232,131    | 16,888     | 28,093    | 28,968    | 33,208    | 29,294    | 20,559    | 19,095    | 12,157    | 13,508    | 9,804     | 7,672     | 12,886    |           |
|            |       | 100%  | 53,931,631 | 4,825,681  | 5,753,253 | 5,896,585 | 6,629,248 | 4,919,543 | 4,946,914 | 4,289,448 | 3,456,327 | 4,144,143 | 3,429,346 | 2,434,798 | 3,206,345 |           |
|            | 単 価   |       | 232        | 286        | 205       | 204       | 200       | 168       | 241       | 225       | 284       | 307       | 350       | 317       | 249       |           |
|            | 前年対比  |       | 85.1%      | 67.7%      | 80.2%     | 112.5%    | 103.3%    | 88.7%     | 90.6%     | 87.2%     | 53.2%     | 83.2%     | 85.4%     | 81.7%     | 73.7%     |           |
|            |       |       | 77.6%      | 91.3%      | 85.4%     | 73.2%     | 89.5%     | 75.6%     | 86.0%     | 77.9%     | 70.7%     | 81.1%     | 70.5%     | 69.8%     | 54.3%     |           |
|            | 市 内   |       | 18.6%      | 43,140     | 1,272     | 1,803     | 5,086     | 12,667    | 11,334    | 4,307     | 1,590     | 923       | 1,496     | 1,170     | 519       | 972       |
|            |       |       | 15.4%      | 8,295,618  | 384,993   | 353,751   | 1,105,484 | 2,256,892 | 1,721,433 | 730,133   | 230,501   | 231,801   | 487,967   | 380,174   | 127,628   | 284,861   |
|            | 三股町   |       | 0.0%       | 8          | 0         | 0         | 0         | 8         | 0         | 0         | 0         | 0         | 0         | 0         | 0         | 0         |
|            |       |       | 0.0%       | 1,229      | 0         | 0         | 0         | 1,229     | 0         | 0         | 0         | 0         | 0         | 0         | 0         | 0         |
|            | 西諸県郡  |       | 0.0%       | 3          | 0         | 0         | 3         | 0         | 0         | 0         | 0         | 0         | 0         | 0         | 0         | 0         |
|            |       |       | 0.0%       | 105        | 0         | 0         | 105       | 0         | 0         | 0         | 0         | 0         | 0         | 0         | 0         | 0         |
|            | 県 内   |       | 4.8%       | 11,075     | 578       | 1,625     | 1,399     | 1,293     | 2,164     | 1,281     | 862       | 823       | 256       | 255       | 232       | 308       |
|            |       |       | 5.8%       | 3,118,549  | 216,990   | 430,145   | 365,979   | 338,071   | 417,844   | 361,551   | 205,591   | 229,333   | 146,361   | 143,763   | 117,285   | 145,636   |
|            | 曾於市   |       | 11.0%      | 25,617     | 3,024     | 4,747     | 2,394     | 2,220     | 2,447     | 2,211     | 1,154     | 1,710     | 2,356     | 981       | 1,105     | 1,270     |
|            |       |       | 10.7%      | 5,756,088  | 917,049   | 1,000,700 | 351,216   | 297,553   | 324,492   | 535,060   | 228,492   | 487,799   | 693,557   | 283,175   | 324,083   | 312,912   |
|            | 霧島市   |       | 0.0%       | 0          | 0         | 0         | 0         | 0         | 0         | 0         | 0         | 0         | 0         | 0         | 0         | 0         |
|            |       |       | 0.0%       | 0          | 0         | 0         | 0         | 0         | 0         | 0         | 0         | 0         | 0         | 0         | 0         | 0         |
|            | 鹿児島県内 |       | 0.7%       | 1,583      | 24        | 0         | 300       | 60        | 0         | 680       | 510       | 0         | 0         | 9         | 0         | 0         |
|            |       |       | 0.7%       | 392,648    | 14,700    | 0         | 72,765    | 6,930     | 0         | 163,590   | 128,993   | 0         | 0         | 5,670     | 0         | 0         |
|            | 熊 本   |       | 59.1%      | 137,291    | 10,934    | 18,141    | 18,438    | 15,662    | 10,074    | 11,443    | 14,163    | 8,112     | 9,076     | 7,023     | 5,010     | 9,215     |
|            |       |       | 61.9%      | 33,396,029 | 3,023,629 | 3,571,311 | 3,740,882 | 3,372,423 | 1,961,439 | 2,956,123 | 3,271,482 | 2,375,632 | 2,684,385 | 2,524,948 | 1,697,597 | 2,216,178 |
|            | 大 分   |       | 0.0%       | 0          | 0         | 0         | 0         | 0         | 0         | 0         | 0         | 0         | 0         | 0         | 0         | 0         |
|            |       |       | 0.0%       | 0          | 0         | 0         | 0         | 0         | 0         | 0         | 0         | 0         | 0         | 0         | 0         | 0         |
|            | 福 岡   |       | 0.2%       | 546        | 0         | 0         | 0         | 216       | 314       | 0         | 9         | 7         | 0         | 0         | 0         | 0         |
|            |       |       | 0.3%       | 150,517    | 0         | 0         | 0         | 65,415    | 80,062    | 0         | 2,835     | 2,205     | 0         | 0         | 0         | 0         |
|            | 佐 賀   |       | 0.1%       | 345        | 0         | 0         | 0         | 0         | 75        | 215       | 55        | 0         | 0         | 0         | 0         | 0         |
|            |       |       | 0.2%       | 134,295    | 0         | 0         | 0         | 0         | 28,980    | 82,215    | 23,100    | 0         | 0         | 0         | 0         | 0         |
| 長 崎        |       | 0.0%  | 0          | 0          | 0         | 0         | 0         | 0         | 0         | 0         | 0         | 0         | 0         | 0         | 0         |           |
|            |       | 0.0%  | 0          | 0          | 0         | 0         | 0         | 0         | 0         | 0         | 0         | 0         | 0         | 0         | 0         |           |
| 沖 縄        |       | 0.0%  | 0          | 0          | 0         | 0         | 0         | 0         | 0         | 0         | 0         | 0         | 0         | 0         | 0         |           |
|            |       | 0.0%  | 0          | 0          | 0         | 0         | 0         | 0         | 0         | 0         | 0         | 0         | 0         | 0         | 0         |           |
| その他<br>県 外 |       | 5.4%  | 12,524     | 1,056      | 1,778     | 1,348     | 1,082     | 2,886     | 422       | 752       | 581       | 324       | 367       | 807       | 1,121     |           |
|            |       | 5.0%  | 2,686,553  | 268,320    | 397,346   | 260,154   | 290,735   | 385,293   | 118,242   | 198,454   | 129,557   | 131,873   | 91,616    | 168,205   | 246,758   |           |

上段:数量Kg

下段:金額円

| 品目名         | 産地名   | 産地別割合      | 合計          | 4月         | 5月         | 6月         | 7月         | 8月         | 9月         | 10月        | 11月        | 12月        | 1月        | 2月         | 3月         |
|-------------|-------|------------|-------------|------------|------------|------------|------------|------------|------------|------------|------------|------------|-----------|------------|------------|
| ト<br>マ<br>ト | 合 計   | 100%       | 494,258     | 44,323     | 64,011     | 61,382     | 38,209     | 44,838     | 43,164     | 32,474     | 29,860     | 31,156     | 35,577    | 32,732     | 36,531     |
|             |       | 100%       | 170,080,077 | 17,853,713 | 18,669,880 | 13,867,162 | 11,524,642 | 14,881,023 | 18,014,222 | 15,936,852 | 15,214,243 | 12,729,417 | 9,556,685 | 10,020,747 | 11,811,491 |
|             | 単 価   |            | 344         | 403        | 292        | 226        | 302        | 332        | 417        | 491        | 510        | 409        | 269       | 306        | 323        |
|             | 前年対比  |            | 95.3%       | 72.6%      | 70.4%      | 126.8%     | 119.5%     | 104.0%     | 102.4%     | 96.3%      | 85.1%      | 124.0%     | 120.9%    | 92.4%      | 86.2%      |
|             |       |            | 104.5%      | 127.0%     | 139.9%     | 112.8%     | 98.8%      | 103.0%     | 117.6%     | 95.6%      | 128.6%     | 112.2%     | 91.2%     | 76.5%      | 65.0%      |
|             | 市 内   | 9.3%       | 46,029      | 4,934      | 7,409      | 8,110      | 3,619      | 366        | 635        | 436        | 189        | 2,588      | 6,489     | 6,816      | 4,438      |
|             |       | 9.5%       | 16,090,516  | 2,360,479  | 2,651,072  | 2,019,266  | 885,225    | 154,273    | 281,506    | 225,328    | 80,782     | 1,115,773  | 2,008,640 | 2,350,420  | 1,957,752  |
|             | 三股町   | 3.3%       | 16,349      | 404        | 1,658      | 4,169      | 4,493      | 253        | 1,639      | 1,104      | 462        | 409        | 281       | 513        | 964        |
|             |       | 3.3%       | 5,557,973   | 214,778    | 552,416    | 1,132,257  | 1,285,109  | 71,542     | 896,492    | 529,337    | 188,318    | 165,664    | 88,515    | 182,700    | 250,845    |
|             | 西諸県郡  | 13.2%      | 65,212      | 3,577      | 6,393      | 4,605      | 7,439      | 14,245     | 14,286     | 6,564      | 3,579      | 2,671      | 603       | 290        | 961        |
|             |       | 13.4%      | 22,768,321  | 1,581,458  | 1,782,062  | 1,276,528  | 2,623,956  | 4,717,713  | 4,960,783  | 2,384,540  | 1,468,404  | 1,264,956  | 259,560   | 107,037    | 341,324    |
|             | 県 内   | 28.4%      | 140,300     | 16,936     | 26,037     | 25,051     | 7,001      | 5,140      | 3,620      | 3,286      | 9,276      | 11,239     | 10,674    | 12,501     | 9,540      |
|             |       | 31.2%      | 53,117,585  | 6,424,835  | 7,687,198  | 5,432,513  | 2,699,274  | 2,477,227  | 2,489,939  | 2,792,209  | 6,993,803  | 5,623,005  | 3,380,619 | 3,995,598  | 3,121,365  |
|             | 曾於市   | 12.9%      | 63,904      | 6,949      | 5,959      | 4,728      | 1,808      | 329        | 6,387      | 7,229      | 6,388      | 5,551      | 5,483     | 5,476      | 7,619      |
|             |       | 14.3%      | 24,348,139  | 3,272,400  | 2,284,674  | 1,287,484  | 421,996    | 94,164     | 2,407,578  | 3,606,740  | 3,273,806  | 2,073,951  | 1,419,884 | 1,610,386  | 2,595,076  |
|             | 霧島市   | 0.0%       | 21          | 0          | 0          | 0          | 0          | 2          | 6          | 12         | 1          | 0          | 0         | 0          | 0          |
|             |       | 0.0%       | 5,671       | 0          | 0          | 0          | 0          | 651        | 1,523      | 3,245      | 252        | 0          | 0         | 0          | 0          |
|             | 鹿児島県内 | 12.5%      | 61,740      | 6,561      | 4,646      | 6,942      | 8,280      | 9,796      | 6,263      | 3,436      | 36         | 744        | 4,150     | 3,682      | 7,204      |
|             |       | 10.8%      | 18,450,862  | 2,356,888  | 1,152,186  | 1,314,580  | 2,241,477  | 2,949,555  | 2,325,352  | 1,895,250  | 15,120     | 310,590    | 967,713   | 987,683    | 1,934,468  |
|             | 熊 本   | 18.3%      | 90,618      | 4,960      | 11,787     | 7,776      | 5,076      | 10,573     | 6,772      | 9,005      | 9,616      | 7,935      | 7,899     | 3,454      | 5,763      |
| 15.4%       |       | 26,154,889 | 1,638,675   | 2,515,699  | 1,394,480  | 1,232,124  | 3,117,135  | 3,373,999  | 3,854,043  | 3,060,932  | 2,169,178  | 1,431,754  | 786,923   | 1,579,947  |            |
| 大 分         | 1.8%  | 8,761      | 0           | 0          | 0          | 493        | 3,049      | 3,485      | 1,402      | 312        | 20         | 0          | 0         | 0          |            |
|             | 1.8%  | 3,107,302  | 0           | 0          | 0          | 131,438    | 945,364    | 1,245,214  | 646,160    | 132,826    | 6,300      | 0          | 0         | 0          |            |
| 福 岡         | 0.0%  | 2          | 0           | 0          | 0          | 0          | 2          | 0          | 0          | 0          | 0          | 0          | 0         | 0          |            |
|             | 0.0%  | 8,663      | 0           | 0          | 0          | 0          | 8,663      | 0          | 0          | 0          | 0          | 0          | 0         | 0          |            |
| 佐 賀         | 0.0%  | 0          | 0           | 0          | 0          | 0          | 0          | 0          | 0          | 0          | 0          | 0          | 0         | 0          |            |
|             | 0.0%  | 0          | 0           | 0          | 0          | 0          | 0          | 0          | 0          | 0          | 0          | 0          | 0         | 0          |            |
| 長 崎         | 0.0%  | 41         | 0           | 0          | 0          | 0          | 0          | 0          | 0          | 0          | 0          | 0          | 0         | 41         |            |
|             | 0.0%  | 27,879     | 0           | 0          | 0          | 0          | 0          | 0          | 0          | 0          | 0          | 0          | 0         | 27,879     |            |
| 沖 縄         | 0.0%  | 0          | 0           | 0          | 0          | 0          | 0          | 0          | 0          | 0          | 0          | 0          | 0         | 0          |            |
|             | 0.0%  | 0          | 0           | 0          | 0          | 0          | 0          | 0          | 0          | 0          | 0          | 0          | 0         | 0          |            |
| その他<br>県 外  | 0.3%  | 1,282      | 1           | 123        | 2          | 1          | 1,082      | 72         | 0          | 0          | 0          | 0          | 0         | 1          |            |
|             | 0.3%  | 442,277    | 4,200       | 44,573     | 10,054     | 4,043      | 344,736    | 31,836     | 0          | 0          | 0          | 0          | 0         | 2,835      |            |

上段:数量Kg

下段:金額円

| 品目名   | 産地名   | 産地別割合 | 合計         | 4月         | 5月        | 6月        | 7月        | 8月        | 9月        | 10月       | 11月       | 12月       | 1月        | 2月        | 3月        |           |
|-------|-------|-------|------------|------------|-----------|-----------|-----------|-----------|-----------|-----------|-----------|-----------|-----------|-----------|-----------|-----------|
| ピーマン  | 合計    | 100%  | 244,838    | 28,300     | 35,122    | 29,379    | 21,382    | 21,036    | 16,832    | 15,407    | 16,317    | 14,309    | 11,477    | 13,891    | 21,386    |           |
|       |       | 100%  | 73,497,057 | 9,575,070  | 7,389,841 | 4,698,299 | 5,550,027 | 4,432,990 | 5,077,245 | 4,197,997 | 3,556,229 | 7,019,470 | 6,840,253 | 7,232,879 | 7,926,757 |           |
|       | 単価    |       | 300        | 338        | 210       | 160       | 260       | 211       | 302       | 272       | 218       | 491       | 596       | 521       | 371       |           |
|       | 前年対比  |       | 100.3%     | 76.8%      | 97.5%     | 97.5%     | 105.4%    | 107.2%    | 103.5%    | 119.2%    | 95.7%     | 93.7%     | 76.6%     | 120.7%    | 162.2%    |           |
|       |       |       | 92.1%      | 111.5%     | 130.0%    | 61.9%     | 77.9%     | 91.2%     | 87.0%     | 77.1%     | 116.7%    | 89.0%     | 90.6%     | 89.6%     |           |           |
|       | 市内    |       | 31.4%      | 76,850     | 9,330     | 13,936    | 13,067    | 6,525     | 6,952     | 5,060     | 4,124     | 3,605     | 2,756     | 3,043     | 3,501     | 4,952     |
|       |       |       | 27.4%      | 20,138,830 | 3,017,962 | 3,017,183 | 1,664,951 | 1,490,926 | 1,146,429 | 1,261,482 | 788,673   | 585,145   | 1,428,924 | 2,065,818 | 1,864,492 | 1,806,845 |
|       | 三股町   |       | 2.1%       | 5,186      | 0         | 20        | 615       | 1,661     | 1,936     | 131       | 418       | 405       | 0         | 0         | 0         | 0         |
|       |       |       | 1.1%       | 791,689    | 0         | 5,544     | 114,862   | 300,749   | 224,656   | 27,569    | 69,608    | 48,701    | 0         | 0         | 0         | 0         |
|       | 西諸県郡  |       | 1.6%       | 3,923      | 842       | 610       | 481       | 729       | 209       | 303       | 617       | 131       | 0         | 0         | 0         | 0         |
|       |       |       | 1.1%       | 819,488    | 229,269   | 119,318   | 103,416   | 181,042   | 30,634    | 57,070    | 87,357    | 11,382    | 0         | 0         | 0         | 0         |
|       | 県内    |       | 34.2%      | 83,728     | 12,477    | 11,358    | 9,596     | 9,819     | 6,470     | 4,593     | 5,950     | 7,181     | 5,287     | 2,982     | 3,889     | 4,128     |
|       |       |       | 33.3%      | 24,453,954 | 4,593,033 | 2,746,591 | 1,595,230 | 2,482,526 | 1,186,969 | 1,246,719 | 1,261,069 | 1,140,186 | 2,365,347 | 1,845,840 | 2,157,686 | 1,832,758 |
|       | 曾於市   |       | 0.2%       | 492        | 0         | 0         | 0         | 154       | 14        | 0         | 16        | 3         | 31        | 84        | 147       | 43        |
|       |       |       | 0.4%       | 320,421    | 0         | 0         | 0         | 140,249   | 814       | 0         | 1,890     | 536       | 14,160    | 55,913    | 83,013    | 23,846    |
|       | 霧島市   |       | 0.0%       | 5          | 0         | 0         | 0         | 0         | 0         | 2         | 3         | 0         | 0         | 0         | 0         | 0         |
|       |       |       | 0.0%       | 557        | 0         | 0         | 0         | 0         | 0         | 210       | 347       | 0         | 0         | 0         | 0         | 0         |
|       | 鹿児島県内 |       | 17.8%      | 43,610     | 4,956     | 8,032     | 4,052     | 178       | 0         | 351       | 645       | 2,269     | 3,063     | 4,043     | 5,111     | 10,911    |
|       |       |       | 16.6%      | 12,204,292 | 1,239,878 | 889,653   | 549,543   | 67,726    | 0         | 101,043   | 135,977   | 298,538   | 1,279,381 | 2,149,392 | 2,227,843 | 3,265,318 |
|       | 熊本    |       | 4.6%       | 11,159     | 290       | 58        | 563       | 384       | 3,025     | 4,445     | 1,232     | 362       | 227       | 194       | 189       | 192       |
|       |       |       | 3.8%       | 2,791,287  | 205,671   | 41,896    | 143,444   | 85,663    | 414,162   | 1,171,541 | 282,961   | 52,438    | 153,092   | 42,556    | 104,707   | 93,156    |
|       | 大分    |       | 0.2%       | 592        | 0         | 0         | 68        | 7         | 45        | 155       | 146       | 104       | 67        | 0         | 0         | 0         |
|       |       |       | 0.6%       | 462,225    | 0         | 0         | 16,537    | 5,434     | 44,733    | 42,183    | 169,008   | 119,801   | 64,529    | 0         | 0         | 0         |
|       | 福岡    |       | 2.2%       | 5,451      | 0         | 0         | 222       | 423       | 517       | 429       | 448       | 503       | 633       | 853       | 770       | 653       |
|       |       |       | 5.4%       | 3,994,145  | 0         | 0         | 156,524   | 177,513   | 368,298   | 341,051   | 359,909   | 381,581   | 479,955   | 441,583   | 629,265   | 658,466   |
|       | 佐賀    |       | 0.0%       | 0          | 0         | 0         | 0         | 0         | 0         | 0         | 0         | 0         | 0         | 0         | 0         | 0         |
|       |       |       | 0.0%       | 0          | 0         | 0         | 0         | 0         | 0         | 0         | 0         | 0         | 0         | 0         | 0         | 0         |
|       | 長崎    |       | 0.1%       | 130        | 0         | 0         | 0         | 0         | 0         | 130       | 0         | 0         | 0         | 0         | 0         | 0         |
|       |       | 0.1%  | 100,698    | 0          | 0         | 0         | 0         | 0         | 100,698   | 0         | 0         | 0         | 0         | 0         | 0         |           |
| 沖縄    |       | 0.0%  | 0          | 0          | 0         | 0         | 0         | 0         | 0         | 0         | 0         | 0         | 0         | 0         | 0         |           |
|       |       | 0.0%  | 0          | 0          | 0         | 0         | 0         | 0         | 0         | 0         | 0         | 0         | 0         | 0         | 0         |           |
| その他県外 |       | 5.6%  | 13,713     | 405        | 1,108     | 716       | 1,503     | 1,869     | 1,233     | 1,807     | 1,755     | 2,245     | 279       | 284       | 508       |           |
|       |       | 10.1% | 7,419,471  | 289,257    | 569,656   | 353,792   | 618,199   | 1,016,295 | 727,679   | 1,041,198 | 917,921   | 1,234,082 | 239,151   | 165,873   | 246,368   |           |

上段:数量Kg

下段:金額円

| 品目名       | 産地名   | 産地別割合 | 合計        | 4月        | 5月        | 6月        | 7月        | 8月      | 9月      | 10月     | 11月     | 12月  | 1月   | 2月   | 3月   |
|-----------|-------|-------|-----------|-----------|-----------|-----------|-----------|---------|---------|---------|---------|------|------|------|------|
| とうもろこし    | 合計    | 100%  | 43,901    | 30        | 7,206     | 18,983    | 9,114     | 4,341   | 3,537   | 690     | 0       | 0    | 0    | 0    | 0    |
|           |       | 100%  | 9,614,270 | 13,125    | 2,004,258 | 3,816,667 | 1,885,638 | 989,491 | 688,686 | 216,405 | 0       | 0    | 0    | 0    | 0    |
|           | 単価    |       | 219       | 438       | 278       | 201       | 207       | 228     | 195     | 314     | -       | -    | -    | -    | -    |
|           |       |       | 84.5%     | 300.0%    | 137.8%    | 75.7%     | 64.5%     | 86.2%   | 150.6%  | 530.8%  | 0.0%    | 0.0% | 0.0% | 0.0% | 0.0% |
|           | 前年対比  |       | 75.6%     | 378.8%    | 110.0%    | 64.0%     | 67.8%     | 66.4%   | 114.2%  | 383.9%  | 0.0%    | 0.0% | 0.0% | 0.0% | 0.0% |
|           |       |       | 2.7%      | 1,171     | 0         | 210       | 475       | 486     | 0       | 0       | 0       | 0    | 0    | 0    | 0    |
|           | 市内    |       | 2.4%      | 229,631   | 0         | 57,015    | 109,741   | 62,875  | 0       | 0       | 0       | 0    | 0    | 0    | 0    |
|           |       |       | 0.4%      | 187       | 0         | 72        | 0         | 115     | 0       | 0       | 0       | 0    | 0    | 0    | 0    |
|           | 三股町   |       | 0.3%      | 32,393    | 0         | 25,358    | 0         | 7,035   | 0       | 0       | 0       | 0    | 0    | 0    | 0    |
|           |       |       | 7.6%      | 3,344     | 0         | 0         | 44        | 2,640   | 660     | 0       | 0       | 0    | 0    | 0    | 0    |
|           | 西諸県郡  |       | 6.9%      | 659,495   | 0         | 0         | 7,623     | 567,426 | 84,446  | 0       | 0       | 0    | 0    | 0    | 0    |
|           |       |       | 60.0%     | 26,321    | 30        | 6,540     | 17,961    | 1,592   | 20      | 178     | 0       | 0    | 0    | 0    | 0    |
|           | 県内    |       | 60.1%     | 5,773,732 | 13,125    | 1,783,237 | 3,594,733 | 336,998 | 3,024   | 42,615  | 0       | 0    | 0    | 0    | 0    |
|           |       |       | 5.2%      | 2,298     | 0         | 0         | 36        | 1,572   | 0       | 0       | 690     | 0    | 0    | 0    | 0    |
|           | 曾於市   |       | 3.7%      | 359,714   | 0         | 0         | 5,040     | 138,269 | 0       | 0       | 216,405 | 0    | 0    | 0    | 0    |
|           |       |       | 0.0%      | 0         | 0         | 0         | 0         | 0       | 0       | 0       | 0       | 0    | 0    | 0    | 0    |
|           | 霧島市   |       | 0.0%      | 0         | 0         | 0         | 0         | 0       | 0       | 0       | 0       | 0    | 0    | 0    | 0    |
|           |       |       | 2.6%      | 1,134     | 0         | 0         | 143       | 272     | 0       | 719     | 0       | 0    | 0    | 0    | 0    |
|           | 鹿児島県内 |       | 3.1%      | 294,252   | 0         | 0         | 33,810    | 59,346  | 0       | 201,096 | 0       | 0    | 0    | 0    | 0    |
|           |       |       | 6.4%      | 2,805     | 0         | 384       | 324       | 90      | 2,007   | 0       | 0       | 0    | 0    | 0    | 0    |
|           | 熊本    |       | 6.9%      | 660,294   | 0         | 138,648   | 65,720    | 21,672  | 434,254 | 0       | 0       | 0    | 0    | 0    | 0    |
|           |       |       | 4.9%      | 2,135     | 0         | 0         | 0         | 2,047   | 88      | 0       | 0       | 0    | 0    | 0    | 0    |
|           | 大分    |       | 6.7%      | 645,838   | 0         | 0         | 0         | 619,441 | 26,397  | 0       | 0       | 0    | 0    | 0    | 0    |
|           |       |       | 0.0%      | 0         | 0         | 0         | 0         | 0       | 0       | 0       | 0       | 0    | 0    | 0    | 0    |
|           | 福岡    |       | 0.0%      | 0         | 0         | 0         | 0         | 0       | 0       | 0       | 0       | 0    | 0    | 0    | 0    |
|           |       |       | 0.0%      | 0         | 0         | 0         | 0         | 0       | 0       | 0       | 0       | 0    | 0    | 0    | 0    |
|           | 佐賀    |       | 0.0%      | 0         | 0         | 0         | 0         | 0       | 0       | 0       | 0       | 0    | 0    | 0    | 0    |
|           |       |       | 0.0%      | 0         | 0         | 0         | 0         | 0       | 0       | 0       | 0       | 0    | 0    | 0    | 0    |
| 長崎        |       | 0.0%  | 0         | 0         | 0         | 0         | 0         | 0       | 0       | 0       | 0       | 0    | 0    | 0    |      |
|           |       | 0.0%  | 0         | 0         | 0         | 0         | 0         | 0       | 0       | 0       | 0       | 0    | 0    | 0    |      |
| 沖縄        |       | 0.0%  | 0         | 0         | 0         | 0         | 0         | 0       | 0       | 0       | 0       | 0    | 0    | 0    |      |
|           |       | 0.0%  | 0         | 0         | 0         | 0         | 0         | 0       | 0       | 0       | 0       | 0    | 0    | 0    |      |
| その他<br>県外 |       | 10.3% | 4,506     | 0         | 0         | 0         | 300       | 1,566   | 2,640   | 0       | 0       | 0    | 0    | 0    |      |
|           |       | 10.0% | 958,921   | 0         | 0         | 0         | 72,576    | 441,370 | 444,975 | 0       | 0       | 0    | 0    | 0    |      |



上段:数量Kg

下段:金額円

| 品目名       | 産地名   | 産地別割合 | 合計         | 4月        | 5月        | 6月        | 7月      | 8月      | 9月      | 10月       | 11月       | 12月       | 1月        | 2月        | 3月      |         |
|-----------|-------|-------|------------|-----------|-----------|-----------|---------|---------|---------|-----------|-----------|-----------|-----------|-----------|---------|---------|
| いんげん      | 合計    | 100%  | 15,551     | 830       | 2,379     | 2,187     | 696     | 567     | 474     | 2,412     | 1,688     | 1,346     | 1,037     | 1,031     | 904     |         |
|           |       | 100%  | 10,920,970 | 761,421   | 1,310,278 | 822,133   | 663,573 | 604,101 | 486,905 | 1,268,092 | 856,470   | 1,162,173 | 1,051,265 | 1,011,037 | 923,522 |         |
|           | 単価    |       | 702        | 917       | 551       | 376       | 954     | 1,066   | 1,026   | 526       | 507       | 863       | 1,014     | 981       | 1,022   |         |
|           | 前年対比  |       | 125.9%     | 71.1%     | 123.9%    | 121.6%    | 230.3%  | 94.6%   | 120.8%  | 163.1%    | 104.1%    | 110.0%    | 171.5%    | 194.0%    | 127.4%  |         |
|           |       |       | 110.0%     | 80.5%     | 111.0%    | 74.7%     | 148.2%  | 114.1%  | 109.6%  | 109.8%    | 89.8%     | 117.8%    | 180.9%    | 132.9%    | 108.9%  |         |
|           | 市内    |       | 3.2%       | 503       | 0         | 0         | 356     | 10      | 0       | 4         | 34        | 69        | 13        | 10        | 0       | 7       |
|           |       |       | 1.7%       | 187,901   | 0         | 0         | 112,782 | -1,701  | 0       | 1,995     | 9,881     | 43,324    | 7,823     | 9,450     | 0       | 4,347   |
|           | 三股町   |       | 0.3%       | 40        | 18        | 0         | 0       | 0       | 0       | 0         | 0         | 0         | 0         | 11        | 6       | 5       |
|           |       |       | 0.3%       | 31,637    | 9,450     | 0         | 0       | 0       | 0       | 0         | 0         | 0         | 0         | 12,884    | 3,150   | 6,153   |
|           | 西諸県郡  |       | 0.0%       | 0         | 0         | 0         | 0       | 0       | 0       | 0         | 0         | 0         | 0         | 0         | 0       | 0       |
|           |       |       | 0.0%       | 0         | 0         | 0         | 0       | 0       | 0       | 0         | 0         | 0         | 0         | 0         | 0       | 0       |
|           | 県内    |       | 2.8%       | 433       | 1         | 128       | 69      | 14      | 57      | 58        | 62        | 44        | 0         | 0         | 0       | 0       |
|           |       |       | 3.3%       | 358,092   | 1,155     | 66,339    | 28,445  | 33,233  | 91,244  | 81,480    | 35,196    | 21,000    | 0         | 0         | 0       | 0       |
|           | 曾於市   |       | 9.4%       | 1,463     | 0         | 524       | 486     | 99      | 5       | 113       | 223       | 13        | 0         | 0         | 0       | 0       |
|           |       |       | 5.0%       | 547,053   | 0         | 215,978   | 122,722 | 44,910  | 2,615   | 59,023    | 99,227    | 2,578     | 0         | 0         | 0       | 0       |
|           | 霧島市   |       | 0.0%       | 5         | 0         | 0         | 5       | 0       | 0       | 0         | 0         | 0         | 0         | 0         | 0       | 0       |
|           |       |       | 0.0%       | 1,607     | 0         | 0         | 1,607   | 0       | 0       | 0         | 0         | 0         | 0         | 0         | 0       | 0       |
|           | 鹿児島県内 |       | 70.5%      | 10,960    | 771       | 1,727     | 1,166   | 159     | 0       | 68        | 1,959     | 1,562     | 1,284     | 768       | 713     | 784     |
|           |       |       | 73.1%      | 7,987,234 | 727,453   | 1,027,961 | 536,332 | 77,410  | 0       | 61,851    | 1,084,884 | 789,568   | 1,123,585 | 872,481   | 830,857 | 854,852 |
|           | 熊本    |       | 8.5%       | 1,326     | 0         | 0         | 105     | 337     | 490     | 232       | 134       | 0         | 0         | 28        | 0       | 0       |
|           |       |       | 11.3%      | 1,234,521 | 0         | 0         | 20,245  | 378,002 | 489,929 | 282,556   | 38,904    | 0         | 0         | 24,885    | 0       | 0       |
|           | 大分    |       | 0.0%       | 0         | 0         | 0         | 0       | 0       | 0       | 0         | 0         | 0         | 0         | 0         | 0       | 0       |
|           |       |       | 0.0%       | 0         | 0         | 0         | 0       | 0       | 0       | 0         | 0         | 0         | 0         | 0         | 0       | 0       |
|           | 福岡    |       | 0.0%       | 0         | 0         | 0         | 0       | 0       | 0       | 0         | 0         | 0         | 0         | 0         | 0       | 0       |
|           |       |       | 0.0%       | 0         | 0         | 0         | 0       | 0       | 0       | 0         | 0         | 0         | 0         | 0         | 0       | 0       |
|           | 佐賀    |       | 0.0%       | 0         | 0         | 0         | 0       | 0       | 0       | 0         | 0         | 0         | 0         | 0         | 0       | 0       |
|           |       |       | 0.0%       | 0         | 0         | 0         | 0       | 0       | 0       | 0         | 0         | 0         | 0         | 0         | 0       | 0       |
|           | 長崎    |       | 0.0%       | 0         | 0         | 0         | 0       | 0       | 0       | 0         | 0         | 0         | 0         | 0         | 0       | 0       |
|           |       | 0.0%  | 0          | 0         | 0         | 0         | 0       | 0       | 0       | 0         | 0         | 0         | 0         | 0         | 0       |         |
| 沖縄        |       | 0.0%  | 0          | 0         | 0         | 0         | 0       | 0       | 0       | 0         | 0         | 0         | 0         | 0         | 0       |         |
|           |       | 0.0%  | 0          | 0         | 0         | 0         | 0       | 0       | 0       | 0         | 0         | 0         | 0         | 0         | 0       |         |
| その他<br>県外 |       | 5.3%  | 821        | 40        | 0         | 0         | 76      | 15      | 0       | 0         | 0         | 50        | 220       | 312       | 108     |         |
|           |       | 5.2%  | 572,925    | 23,363    | 0         | 0         | 131,719 | 20,313  | 0       | 0         | 0         | 30,765    | 131,565   | 177,030   | 58,170  |         |

上段:数量Kg

下段:金額円

| 品目名   | 産地名   | 産地別割合 | 合計        | 4月        | 5月        | 6月      | 7月      | 8月      | 9月      | 10月     | 11月     | 12月     | 1月      | 2月      | 3月        |           |
|-------|-------|-------|-----------|-----------|-----------|---------|---------|---------|---------|---------|---------|---------|---------|---------|-----------|-----------|
| 実えんどう | 合計    | 100%  | 7,912     | 1,162     | 1,635     | 364     | 131     | 200     | 53      | 74      | 344     | 666     | 653     | 712     | 1,920     |           |
|       |       | 100%  | 8,436,418 | 1,522,366 | 1,577,690 | 523,871 | 243,265 | 264,951 | 163,215 | 160,603 | 278,030 | 690,438 | 588,566 | 671,960 | 1,751,463 |           |
|       | 単価    |       | 1,066     | 1,311     | 965       | 1,441   | 1,863   | 1,322   | 3,091   | 2,179   | 807     | 1,037   | 902     | 944     | 912       |           |
|       |       |       | 102.3%    | 61.5%     | 61.5%     | 88.5%   | 169.9%  | 244.1%  | 124.2%  | 138.4%  | 56.4%   | 148.3%  | 134.3%  | 184.5%  | 326.0%    |           |
|       | 前年対比  |       | 104.5%    | 80.9%     | 79.6%     | 103.8%  | 111.4%  | 120.9%  | 105.9%  | 107.4%  | 64.4%   | 132.5%  | 112.0%  | 124.4%  | 186.4%    |           |
|       |       |       | 5.0%      | 400       | 2         | 355     | 42      | 0       | 0       | 0       | 0       | 0       | 0       | 0       | 0         | 0         |
|       | 市内    |       | 4.3%      | 359,419   | 2,100     | 302,876 | 54,443  | 0       | 0       | 0       | 0       | 0       | 0       | 0       | 0         | 0         |
|       |       |       | 1.7%      | 137       | 7         | 8       | 0       | 0       | 0       | 0       | 0       | 0       | 0       | 7       | 27        | 87        |
|       | 三股町   |       | 1.9%      | 157,606   | 7,350     | 6,384   | 0       | 0       | 0       | 0       | 0       | 0       | 0       | 9,618   | 32,708    | 101,546   |
|       |       |       | 0.0%      | 0         | 0         | 0       | 0       | 0       | 0       | 0       | 0       | 0       | 0       | 0       | 0         | 0         |
|       | 西諸県郡  |       | 0.0%      | 0         | 0         | 0       | 0       | 0       | 0       | 0       | 0       | 0       | 0       | 0       | 0         | 0         |
|       |       |       | 8.6%      | 677       | 114       | 432     | 89      | 0       | 0       | 0       | 0       | 0       | 0       | 8       | 0         | 34        |
|       | 県内    |       | 9.4%      | 789,867   | 126,788   | 489,041 | 133,140 | 0       | 0       | 0       | 0       | 0       | 0       | 7,823   | 0         | 33,075    |
|       |       |       | 2.7%      | 217       | 0         | 168     | 49      | 0       | 0       | 0       | 0       | 0       | 0       | 0       | 0         | 0         |
|       | 曾於市   |       | 2.8%      | 232,444   | 0         | 175,849 | 56,595  | 0       | 0       | 0       | 0       | 0       | 0       | 0       | 0         | 0         |
|       |       |       | 0.3%      | 23        | 0         | 23      | 0       | 0       | 0       | 0       | 0       | 0       | 0       | 0       | 0         | 0         |
|       | 霧島市   |       | 0.2%      | 15,120    | 0         | 15,120  | 0       | 0       | 0       | 0       | 0       | 0       | 0       | 0       | 0         | 0         |
|       |       |       | 66.5%     | 5,264     | 864       | 313     | 59      | 0       | 2       | 14      | 61      | 325     | 651     | 599     | 634       | 1,743     |
|       | 鹿児島県内 |       | 64.7%     | 5,460,586 | 1,230,084 | 312,119 | 48,805  | 0       | 6,096   | 58,077  | 145,063 | 260,915 | 674,688 | 539,940 | 598,512   | 1,586,287 |
|       |       |       | 8.3%      | 657       | 127       | 306     | 30      | 0       | 5       | 2       | 8       | 19      | 15      | 38      | 50        | 56        |
|       | 熊本    |       | 6.8%      | 577,460   | 126,570   | 256,876 | 45,124  | 0       | 2,835   | 2,100   | 8,610   | 17,115  | 15,750  | 31,185  | 40,740    | 30,555    |
|       |       |       | 1.0%      | 82        | 0         | 6       | 76      | 0       | 0       | 0       | 0       | 0       | 0       | 0       | 0         | 0         |
|       | 大分    |       | 1.6%      | 133,282   | 0         | 7,560   | 125,722 | 0       | 0       | 0       | 0       | 0       | 0       | 0       | 0         | 0         |
|       |       |       | 0.0%      | 0         | 0         | 0       | 0       | 0       | 0       | 0       | 0       | 0       | 0       | 0       | 0         | 0         |
|       | 福岡    |       | 0.0%      | 0         | 0         | 0       | 0       | 0       | 0       | 0       | 0       | 0       | 0       | 0       | 0         | 0         |
|       |       |       | 0.1%      | 5         | 0         | 0       | 0       | 0       | 0       | 0       | 5       | 0       | 0       | 0       | 0         | 0         |
|       | 佐賀    |       | 0.1%      | 6,930     | 0         | 0       | 0       | 0       | 0       | 0       | 6,930   | 0       | 0       | 0       | 0         | 0         |
|       |       |       | 0.0%      | 0         | 0         | 0       | 0       | 0       | 0       | 0       | 0       | 0       | 0       | 0       | 0         | 0         |
| 長崎    |       | 0.0%  | 0         | 0         | 0         | 0       | 0       | 0       | 0       | 0       | 0       | 0       | 0       | 0       | 0         |           |
|       |       | 0.0%  | 0         | 0         | 0         | 0       | 0       | 0       | 0       | 0       | 0       | 0       | 0       | 0       | 0         |           |
| 沖縄    |       | 0.0%  | 0         | 0         | 0         | 0       | 0       | 0       | 0       | 0       | 0       | 0       | 0       | 0       | 0         |           |
|       |       | 0.0%  | 0         | 0         | 0         | 0       | 0       | 0       | 0       | 0       | 0       | 0       | 0       | 0       | 0         |           |
| その他県外 |       | 5.7%  | 451       | 48        | 24        | 19      | 131     | 193     | 37      | 0       | 0       | 0       | 0       | 0       | 0         |           |
|       |       | 8.3%  | 703,704   | 29,474    | 11,865    | 60,042  | 243,265 | 256,020 | 103,038 | 0       | 0       | 0       | 0       | 0       | 0         |           |

上段:数量Kg

下段:金額円

| 品目名       | 産地名   | 産地別割合 | 合計        | 4月        | 5月      | 6月      | 7月    | 8月   | 9月   | 10月   | 11月   | 12月     | 1月      | 2月      | 3月      |         |
|-----------|-------|-------|-----------|-----------|---------|---------|-------|------|------|-------|-------|---------|---------|---------|---------|---------|
| 空<br>豆    | 合計    | 100%  | 4,557     | 1,234     | 2,157   | 71      | 10    | 0    | 0    | 4     | 0     | 207     | 199     | 241     | 434     |         |
|           |       | 100%  | 1,578,356 | 468,783   | 508,163 | 23,793  | 4,200 | 0    | 0    | 2,993 | 0     | 119,238 | 112,245 | 139,861 | 199,080 |         |
|           | 単価    |       | 346       | 380       | 236     | 337     | 420   | -    | -    | 748   | -     | 575     | 564     | 582     | 459     |         |
|           |       |       | 70.1%     | 62.2%     | 62.8%   | 35.4%   | 50.0% | 0.0% | 0.0% | 0.0%  | 0.0%  | 131.3%  | 58.2%   | 343.6%  | 157.8%  |         |
|           | 前年対比  |       | 73.8%     | 61.5%     | 66.3%   | 20.9%   | 50.0% | 0.0% | 0.0% | 0.0%  | 0.0%  | 134.9%  | 74.7%   | 254.9%  | 109.8%  |         |
|           |       |       | 23.8%     | 1,084     | 0       | 1,049   | 31    | 0    | 0    | 0     | 4     | 0       | 0       | 0       | 0       | 0       |
|           | 市内    |       | 14.5%     | 228,724   | 0       | 218,528 | 7,203 | 0    | 0    | 0     | 2,993 | 0       | 0       | 0       | 0       | 0       |
|           |       |       | 4.2%      | 191       | 0       | 191     | 0     | 0    | 0    | 0     | 0     | 0       | 0       | 0       | 0       | 0       |
|           | 三股町   |       | 2.7%      | 42,305    | 0       | 42,305  | 0     | 0    | 0    | 0     | 0     | 0       | 0       | 0       | 0       | 0       |
|           |       |       | 0.0%      | 0         | 0       | 0       | 0     | 0    | 0    | 0     | 0     | 0       | 0       | 0       | 0       | 0       |
|           | 西諸県郡  |       | 0.0%      | 0         | 0       | 0       | 0     | 0    | 0    | 0     | 0     | 0       | 0       | 0       | 0       | 0       |
|           |       |       | 0.0%      | 0         | 0       | 0       | 0     | 0    | 0    | 0     | 0     | 0       | 0       | 0       | 0       | 0       |
|           | 県内    |       | 1.0%      | 46        | 0       | 46      | 0     | 0    | 0    | 0     | 0     | 0       | 0       | 0       | 0       | 0       |
|           |       |       | 2.2%      | 35,061    | 0       | 35,061  | 0     | 0    | 0    | 0     | 0     | 0       | 0       | 0       | 0       | 0       |
|           | 曾於市   |       | 1.1%      | 49        | 0       | 49      | 0     | 0    | 0    | 0     | 0     | 0       | 0       | 0       | 0       | 0       |
|           |       |       | 0.6%      | 10,101    | 0       | 10,101  | 0     | 0    | 0    | 0     | 0     | 0       | 0       | 0       | 0       | 0       |
|           | 霧島市   |       | 0.0%      | 0         | 0       | 0       | 0     | 0    | 0    | 0     | 0     | 0       | 0       | 0       | 0       | 0       |
|           |       |       | 0.0%      | 0         | 0       | 0       | 0     | 0    | 0    | 0     | 0     | 0       | 0       | 0       | 0       | 0       |
|           | 鹿児島県内 |       | 58.2%     | 2,654     | 1,234   | 339     | 0     | 0    | 0    | 0     | 0     | 0       | 207     | 199     | 241     | 434     |
|           |       |       | 70.9%     | 1,118,713 | 468,783 | 79,506  | 0     | 0    | 0    | 0     | 0     | 0       | 119,238 | 112,245 | 139,861 | 199,080 |
|           | 熊本    |       | 9.9%      | 451       | 0       | 451     | 0     | 0    | 0    | 0     | 0     | 0       | 0       | 0       | 0       | 0       |
|           |       |       | 6.4%      | 100,402   | 0       | 100,402 | 0     | 0    | 0    | 0     | 0     | 0       | 0       | 0       | 0       | 0       |
|           | 大分    |       | 0.0%      | 0         | 0       | 0       | 0     | 0    | 0    | 0     | 0     | 0       | 0       | 0       | 0       | 0       |
|           |       |       | 0.0%      | 0         | 0       | 0       | 0     | 0    | 0    | 0     | 0     | 0       | 0       | 0       | 0       | 0       |
|           | 福岡    |       | 0.0%      | 0         | 0       | 0       | 0     | 0    | 0    | 0     | 0     | 0       | 0       | 0       | 0       | 0       |
|           |       |       | 0.0%      | 0         | 0       | 0       | 0     | 0    | 0    | 0     | 0     | 0       | 0       | 0       | 0       | 0       |
|           | 佐賀    |       | 0.0%      | 0         | 0       | 0       | 0     | 0    | 0    | 0     | 0     | 0       | 0       | 0       | 0       | 0       |
|           |       |       | 0.0%      | 0         | 0       | 0       | 0     | 0    | 0    | 0     | 0     | 0       | 0       | 0       | 0       | 0       |
| 長崎        |       | 0.5%  | 24        | 0         | 24      | 0       | 0     | 0    | 0    | 0     | 0     | 0       | 0       | 0       | 0       |         |
|           |       | 0.8%  | 13,020    | 0         | 13,020  | 0       | 0     | 0    | 0    | 0     | 0     | 0       | 0       | 0       | 0       |         |
| 沖縄        |       | 0.0%  | 0         | 0         | 0       | 0       | 0     | 0    | 0    | 0     | 0     | 0       | 0       | 0       | 0       |         |
|           |       | 0.0%  | 0         | 0         | 0       | 0       | 0     | 0    | 0    | 0     | 0     | 0       | 0       | 0       | 0       |         |
| その他<br>県外 |       | 1.3%  | 58        | 0         | 8       | 40      | 10    | 0    | 0    | 0     | 0     | 0       | 0       | 0       | 0       |         |
|           |       | 1.9%  | 30,030    | 0         | 9,240   | 16,590  | 4,200 | 0    | 0    | 0     | 0     | 0       | 0       | 0       | 0       |         |

上段:数量Kg

下段:金額円

| 品目名       | 産地名   | 産地別割合 | 合計        | 4月     | 5月     | 6月     | 7月      | 8月      | 9月      | 10月    | 11月    | 12月  | 1月   | 2月    | 3月    |   |
|-----------|-------|-------|-----------|--------|--------|--------|---------|---------|---------|--------|--------|------|------|-------|-------|---|
| えだ豆       | 合計    | 100%  | 2,234     | 86     | 51     | 167    | 355     | 140     | 1,319   | 104    | 0      | 0    | 0    | 5     | 8     |   |
|           |       | 100%  | 1,050,570 | 37,044 | 20,622 | 64,814 | 189,502 | 110,451 | 592,190 | 26,775 | 0      | 0    | 0    | 5,733 | 3,439 |   |
|           | 単価    |       | 470       | 432    | 405    | 389    | 533     | 788     | 449     | 257    | -      | -    | -    | 1,260 | 441   |   |
|           |       |       | 144.4%    | 0.0%   | 0.0%   | 28.5%  | 125.1%  | 58.6%   | 1199.0% | 32.1%  | 0.0%   | 0.0% | 0.0% | 0.0%  | 0.0%  |   |
|           | 前年対比  |       | 121.6%    | 0.0%   | 0.0%   | 24.3%  | 90.2%   | 57.8%   | 648.0%  | 25.6%  | 0.0%   | 0.0% | 0.0% | 0.0%  | 0.0%  |   |
|           |       |       | 7.0%      | 156    | 0      | 0      | 6       | 33      | 3       | 37     | 77     | 0    | 0    | 0     | 0     | 0 |
|           | 市内    |       | 3.3%      | 34,283 | 0      | 0      | 1,260   | 3,413   | 630     | 10,458 | 18,522 | 0    | 0    | 0     | 0     | 0 |
|           |       |       | 0.2%      | 5      | 0      | 0      | 0       | 0       | 0       | 0      | 0      | 0    | 0    | 0     | 5     | 0 |
|           | 三股町   |       | 0.5%      | 5,733  | 0      | 0      | 0       | 0       | 0       | 0      | 0      | 0    | 0    | 0     | 5,733 | 0 |
|           |       |       | 0.0%      | 0      | 0      | 0      | 0       | 0       | 0       | 0      | 0      | 0    | 0    | 0     | 0     | 0 |
|           | 西諸県郡  |       | 0.0%      | 0      | 0      | 0      | 0       | 0       | 0       | 0      | 0      | 0    | 0    | 0     | 0     | 0 |
|           |       |       | 0.0%      | 0      | 0      | 0      | 0       | 0       | 0       | 0      | 0      | 0    | 0    | 0     | 0     | 0 |
|           | 県内    |       | 8.9%      | 198    | 0      | 2      | 93      | 80      | 0       | 0      | 24     | 0    | 0    | 0     | 0     | 0 |
|           |       |       | 5.5%      | 58,042 | 0      | 2,226  | 28,215  | 23,548  | 0       | 0      | 4,053  | 0    | 0    | 0     | 0     | 0 |
|           | 曾於市   |       | 0.1%      | 3      | 0      | 0      | 0       | 0       | 0       | 0      | 3      | 0    | 0    | 0     | 0     | 0 |
|           |       |       | 0.4%      | 4,200  | 0      | 0      | 0       | 0       | 0       | 0      | 4,200  | 0    | 0    | 0     | 0     | 0 |
|           | 霧島市   |       | 0.0%      | 0      | 0      | 0      | 0       | 0       | 0       | 0      | 0      | 0    | 0    | 0     | 0     | 0 |
|           |       |       | 0.0%      | 0      | 0      | 0      | 0       | 0       | 0       | 0      | 0      | 0    | 0    | 0     | 0     | 0 |
|           | 鹿児島県内 |       | 3.0%      | 68     | 0      | 0      | 44      | 0       | 0       | 24     | 0      | 0    | 0    | 0     | 0     | 0 |
|           |       |       | 3.1%      | 32,450 | 0      | 0      | 19,850  | 0       | 0       | 12,600 | 0      | 0    | 0    | 0     | 0     | 0 |
|           | 熊本    |       | 0.0%      | 0      | 0      | 0      | 0       | 0       | 0       | 0      | 0      | 0    | 0    | 0     | 0     | 0 |
|           |       |       | 0.0%      | 0      | 0      | 0      | 0       | 0       | 0       | 0      | 0      | 0    | 0    | 0     | 0     | 0 |
|           | 大分    |       | 0.0%      | 0      | 0      | 0      | 0       | 0       | 0       | 0      | 0      | 0    | 0    | 0     | 0     | 0 |
|           |       |       | 0.0%      | 0      | 0      | 0      | 0       | 0       | 0       | 0      | 0      | 0    | 0    | 0     | 0     | 0 |
|           | 福岡    |       | 1.1%      | 24     | 0      | 0      | 0       | 6       | 18      | 0      | 0      | 0    | 0    | 0     | 0     | 0 |
|           |       |       | 0.8%      | 8,400  | 0      | 0      | 0       | 2,100   | 6,300   | 0      | 0      | 0    | 0    | 0     | 0     | 0 |
|           | 佐賀    |       | 0.0%      | 0      | 0      | 0      | 0       | 0       | 0       | 0      | 0      | 0    | 0    | 0     | 0     | 0 |
|           |       |       | 0.0%      | 0      | 0      | 0      | 0       | 0       | 0       | 0      | 0      | 0    | 0    | 0     | 0     | 0 |
| 長崎        |       | 0.0%  | 0         | 0      | 0      | 0      | 0       | 0       | 0       | 0      | 0      | 0    | 0    | 0     | 0     |   |
|           |       | 0.0%  | 0         | 0      | 0      | 0      | 0       | 0       | 0       | 0      | 0      | 0    | 0    | 0     | 0     |   |
| 沖縄        |       | 0.0%  | 0         | 0      | 0      | 0      | 0       | 0       | 0       | 0      | 0      | 0    | 0    | 0     | 0     |   |
|           |       | 0.0%  | 0         | 0      | 0      | 0      | 0       | 0       | 0       | 0      | 0      | 0    | 0    | 0     | 0     |   |
| その他<br>県外 |       | 79.7% | 1,781     | 86     | 49     | 24     | 237     | 119     | 1,258   | 0      | 0      | 0    | 0    | 0     | 8     |   |
|           |       | 86.4% | 907,462   | 37,044 | 18,396 | 15,489 | 160,441 | 103,521 | 569,132 | 0      | 0      | 0    | 0    | 0     | 3,439 |   |

上段:数量Kg

下段:金額円

| 品目名        | 産地名   | 産地別割合 | 合計          | 4月         | 5月        | 6月        | 7月        | 8月        | 9月         | 10月        | 11月        | 12月        | 1月        | 2月        | 3月        |           |
|------------|-------|-------|-------------|------------|-----------|-----------|-----------|-----------|------------|------------|------------|------------|-----------|-----------|-----------|-----------|
| 甘<br>藷     | 合 計   | 100%  | 1,582,693   | 23,470     | 20,638    | 21,998    | 18,740    | 53,222    | 182,259    | 518,158    | 447,498    | 195,624    | 27,189    | 35,347    | 38,553    |           |
|            |       | 100%  | 118,743,685 | 3,504,054  | 3,417,449 | 3,099,551 | 3,144,856 | 5,767,931 | 14,238,868 | 35,433,670 | 28,460,159 | 11,569,430 | 2,843,076 | 3,749,001 | 3,515,640 |           |
|            | 単 価   |       | 75          | 149        | 166       | 141       | 168       | 108       | 78         | 68         | 64         | 59         | 105       | 106       | 91        |           |
|            | 前年対比  |       | 93.0%       | 116.2%     | 170.8%    | 146.3%    | 103.2%    | 102.8%    | 47.8%      | 112.4%     | 100.7%     | 102.4%     | 94.2%     | 92.3%     | 96.6%     |           |
|            |       |       | 95.3%       | 79.4%      | 125.7%    | 84.2%     | 73.3%     | 93.1%     | 53.7%      | 135.5%     | 114.8%     | 98.7%      | 78.9%     | 70.8%     | 67.8%     |           |
|            | 市 内   |       | 31.3%       | 495,940    | 360       | 120       | 293       | 3,900     | 11,508     | 39,817     | 250,856    | 156,930    | 28,706    | 2,090     | 732       | 629       |
|            |       |       | 27.3%       | 32,442,807 | 29,505    | 7,560     | 72,083    | 681,547   | 1,146,670  | 2,952,382  | 16,439,876 | 9,603,732  | 1,357,400 | 92,138    | 30,482    | 29,432    |
|            | 三股町   |       | 0.1%        | 1,042      | 0         | 0         | 0         | 0         | 0          | 195        | 150        | 88         | 609       | 0         | 0         | 0         |
|            |       |       | 0.0%        | 49,583     | 0         | 0         | 0         | 0         | 0          | 11,813     | 8,369      | 1,330      | 28,071    | 0         | 0         | 0         |
|            | 西諸県郡  |       | 0.4%        | 5,840      | 435       | 450       | 465       | 715       | 85         | 165        | 1,110      | 1,015      | 470       | 410       | 375       | 145       |
|            |       |       | 1.2%        | 1,443,152  | 132,825   | 159,600   | 110,460   | 266,595   | 17,115     | 38,094     | 187,110    | 188,948    | 124,320   | 97,440    | 82,950    | 37,695    |
|            | 県 内   |       | 30.7%       | 485,956    | 4,692     | 3,256     | 1,322     | 1,675     | 12,383     | 66,491     | 126,262    | 195,563    | 68,863    | 1,714     | 1,395     | 2,340     |
|            |       |       | 29.4%       | 34,929,931 | 1,098,933 | 862,210   | 368,202   | 393,793   | 1,434,488  | 5,181,207  | 8,546,162  | 12,088,805 | 3,945,958 | 383,169   | 313,679   | 313,325   |
|            | 曾於市   |       | 27.4%       | 434,181    | 16,414    | 15,080    | 11,785    | 8,000     | 18,872     | 59,029     | 128,925    | 77,483     | 28,260    | 16,265    | 23,716    | 30,354    |
|            |       |       | 29.6%       | 35,141,462 | 1,976,248 | 2,088,461 | 1,391,074 | 1,055,819 | 2,072,424  | 4,731,501  | 9,159,954  | 4,845,218  | 1,866,666 | 1,258,155 | 2,176,069 | 2,519,873 |
|            | 霧島市   |       | 0.0%        | 165        | 0         | 0         | 0         | 0         | 0          | 0          | 0          | 40         | 125       | 0         | 0         | 0         |
|            |       |       | 0.0%        | 3,990      | 0         | 0         | 0         | 0         | 0          | 0          | 0          | 1,365      | 2,625     | 0         | 0         | 0         |
|            | 鹿児島県内 |       | 7.9%        | 125,133    | 1,569     | 982       | 848       | 0         | 10,244     | 16,362     | 9,056      | 13,345     | 65,498    | 2,306     | 2,874     | 2,050     |
|            |       |       | 8.1%        | 9,624,571  | 266,543   | 182,018   | 125,790   | 0         | 1,078,019  | 1,287,279  | 787,877    | 1,173,865  | 3,697,719 | 266,399   | 458,224   | 300,838   |
|            | 熊 本   |       | 2.2%        | 34,437     | 0         | 750       | 7,285     | 4,450     | 130        | 200        | 1,799      | 3,035      | 3,094     | 4,405     | 6,255     | 3,035     |
|            |       |       | 4.3%        | 5,108,189  | 0         | 117,600   | 1,031,942 | 747,102   | 19,215     | 36,592     | 304,322    | 556,896    | 546,671   | 745,775   | 687,597   | 314,477   |
|            | 大 分   |       | 0.0%        | 0          | 0         | 0         | 0         | 0         | 0          | 0          | 0          | 0          | 0         | 0         | 0         | 0         |
|            |       |       | 0.0%        | 0          | 0         | 0         | 0         | 0         | 0          | 0          | 0          | 0          | 0         | 0         | 0         | 0         |
|            | 福 岡   |       | 0.0%        | 0          | 0         | 0         | 0         | 0         | 0          | 0          | 0          | 0          | 0         | 0         | 0         | 0         |
|            |       |       | 0.0%        | 0          | 0         | 0         | 0         | 0         | 0          | 0          | 0          | 0          | 0         | 0         | 0         | 0         |
|            | 佐 賀   |       | 0.0%        | 0          | 0         | 0         | 0         | 0         | 0          | 0          | 0          | 0          | 0         | 0         | 0         | 0         |
|            |       |       | 0.0%        | 0          | 0         | 0         | 0         | 0         | 0          | 0          | 0          | 0          | 0         | 0         | 0         | 0         |
|            | 長 崎   |       | 0.0%        | 0          | 0         | 0         | 0         | 0         | 0          | 0          | 0          | 0          | 0         | 0         | 0         | 0         |
|            |       | 0.0%  | 0           | 0          | 0         | 0         | 0         | 0         | 0          | 0          | 0          | 0          | 0         | 0         | 0         |           |
| 沖 縄        |       | 0.0%  | 0           | 0          | 0         | 0         | 0         | 0         | 0          | 0          | 0          | 0          | 0         | 0         | 0         |           |
|            |       | 0.0%  | 0           | 0          | 0         | 0         | 0         | 0         | 0          | 0          | 0          | 0          | 0         | 0         | 0         |           |
| その他<br>県 外 |       | 0.0%  | 0           | 0          | 0         | 0         | 0         | 0         | 0          | 0          | 0          | 0          | 0         | 0         | 0         |           |
|            |       | 0.0%  | 0           | 0          | 0         | 0         | 0         | 0         | 0          | 0          | 0          | 0          | 0         | 0         | 0         |           |

上段:数量Kg

下段:金額円

| 品目名         | 産地名   | 産地別割合      | 合計          | 4月         | 5月         | 6月        | 7月         | 8月         | 9月        | 10月       | 11月        | 12月        | 1月        | 2月        | 3月        |
|-------------|-------|------------|-------------|------------|------------|-----------|------------|------------|-----------|-----------|------------|------------|-----------|-----------|-----------|
| 馬<br>鈴<br>薯 | 合計    | 100%       | 1,995,769   | 184,911    | 474,664    | 72,770    | 156,678    | 189,963    | 100,376   | 105,344   | 115,216    | 344,541    | 87,877    | 66,319    | 97,112    |
|             |       | 100%       | 197,633,813 | 28,754,001 | 46,531,727 | 4,297,145 | 16,766,941 | 17,313,930 | 7,682,193 | 9,005,120 | 10,115,232 | 37,541,917 | 6,821,343 | 5,382,719 | 7,421,545 |
|             | 単価    |            | 99          | 156        | 98         | 59        | 107        | 91         | 77        | 85        | 88         | 109        | 78        | 81        | 76        |
|             | 前年対比  |            | 89.1%       | 49.1%      | 103.2%     | 29.7%     | 29.4%      | 157.8%     | 141.8%    | 201.9%    | 193.7%     | 417.4%     | 104.9%    | 96.8%     | 109.4%    |
|             |       |            | 53.7%       | 31.1%      | 44.2%      | 7.9%      | 40.0%      | 145.0%     | 89.0%     | 127.2%    | 153.3%     | 510.3%     | 85.1%     | 62.7%     | 48.0%     |
|             | 市内    | 3.3%       | 65,761      | 26,699     | 6,160      | 4,375     | 2,035      | 20         | 220       | 0         | 18         | 1,077      | 4,558     | 3,330     | 17,270    |
|             |       | 4.8%       | 9,523,184   | 4,701,743  | 2,132,583  | 131,512   | 88,513     | 1,720      | 6,090     | 0         | 2,495      | 21,127     | 297,395   | 305,603   | 1,834,403 |
|             | 三股町   | 0.6%       | 12,408      | 0          | 493        | 2,597     | 8,870      | 0          | 0         | 0         | 0          | 60         | 88        | 300       | 0         |
|             |       | 0.3%       | 536,752     | 0          | 17,483     | 117,853   | 347,341    | 0          | 0         | 0         | 0          | 2,520      | 1,155     | 50,400    | 0         |
|             | 西諸県郡  | 4.3%       | 85,780      | 0          | 350        | 30        | 510        | 49,170     | 31,490    | 0         | 0          | 0          | 0         | 0         | 4,230     |
|             |       | 1.6%       | 3,191,686   | 0          | 5,040      | 630       | 15,015     | 2,158,748  | 834,435   | 0         | 0          | 0          | 0         | 0         | 177,818   |
|             | 県内    | 2.0%       | 40,145      | 4,604      | 4,214      | 11,958    | 2,614      | 2,740      | 710       | 5,810     | 1,110      | 1,299      | 1,350     | 110       | 3,626     |
|             |       | 1.8%       | 3,562,617   | 1,015,455  | 545,785    | 640,669   | 221,719    | 248,903    | 82,320    | 260,400   | 54,390     | 79,401     | 137,708   | 5,565     | 270,302   |
|             | 曾於市   | 0.5%       | 10,461      | 1,810      | 5,054      | 8         | 155        | 434        | 3,000     | 0         | 0          | 0          | 0         | 0         | 0         |
|             |       | 0.6%       | 1,097,975   | 292,320    | 684,264    | 84        | 4,673      | 18,984     | 97,650    | 0         | 0          | 0          | 0         | 0         | 0         |
|             | 霧島市   | 0.4%       | 7,460       | 0          | 0          | 520       | 0          | 0          | 0         | 0         | 0          | 210        | 0         | 0         | 6,730     |
|             |       | 0.2%       | 318,163     | 0          | 0          | 42,998    | 0          | 0          | 0         | 0         | 0          | 21,609     | 0         | 0         | 253,556   |
|             | 鹿児島県内 | 62.2%      | 1,242,158   | 151,798    | 454,973    | 41,159    | 100,029    | 74,130     | -830      | 0         | 14,500     | 288,206    | 37,368    | 23,479    | 57,346    |
|             |       | 67.2%      | 132,841,106 | 22,744,483 | 42,890,686 | 2,525,587 | 13,185,749 | 8,781,877  | -103,215  | 0         | 987,212    | 32,556,775 | 2,793,193 | 2,069,626 | 4,409,133 |
|             | 熊本    | 0.3%       | 6,626       | 0          | 650        | 1,383     | 0          | 3,100      | 100       | 0         | 100        | 183        | 360       | 0         | 750       |
|             |       | 0.2%       | 316,924     | 0          | 17,168     | 43,996    | 0          | 197,873    | 10,920    | 0         | 4,200      | 12,075     | 12,474    | 0         | 18,218    |
|             | 大分    | 0.0%       | 0           | 0          | 0          | 0         | 0          | 0          | 0         | 0         | 0          | 0          | 0         | 0         | 0         |
|             |       | 0.0%       | 0           | 0          | 0          | 0         | 0          | 0          | 0         | 0         | 0          | 0          | 0         | 0         | 0         |
|             | 福岡    | 0.3%       | 5,690       | 0          | 0          | 400       | 0          | 2,660      | 2,030     | 400       | 0          | 200        | 0         | 0         | 0         |
|             |       | 0.4%       | 734,475     | 0          | 0          | 42,000    | 0          | 371,805    | 243,495   | 50,925    | 0          | 26,250     | 0         | 0         | 0         |
|             | 佐賀    | 0.0%       | 0           | 0          | 0          | 0         | 0          | 0          | 0         | 0         | 0          | 0          | 0         | 0         | 0         |
|             |       | 0.0%       | 0           | 0          | 0          | 0         | 0          | 0          | 0         | 0         | 0          | 0          | 0         | 0         | 0         |
|             | 長崎    | 9.1%       | 180,716     | 0          | 2,770      | 10,341    | 42,466     | 16,599     | 0         | 380       | 1,195      | 30,525     | 38,320    | 31,792    | 6,330     |
| 6.9%        |       | 13,578,339 | 0           | 238,718    | 751,816    | 2,903,931 | 729,131    | 0          | 31,490    | 146,108   | 2,701,009  | 3,234,824  | 2,444,307 | 397,005   |           |
| 沖縄          | 0.0%  | 0          | 0           | 0          | 0          | 0         | 0          | 0          | 0         | 0         | 0          | 0          | 0         | 0         |           |
|             | 0.0%  | 0          | 0           | 0          | 0          | 0         | 0          | 0          | 0         | 0         | 0          | 0          | 0         | 0         |           |
| その他<br>県外   | 17.0% | 338,564    | 0           | 0          | 0          | 0         | 41,111     | 63,656     | 98,754    | 98,293    | 22,781     | 5,833      | 7,308     | 830       |           |
|             | 16.2% | 31,932,592 | 0           | 0          | 0          | 0         | 4,804,889  | 6,510,498  | 8,662,305 | 8,920,827 | 2,121,151  | 344,594    | 507,218   | 61,110    |           |

上段:数量Kg

下段:金額円

| 品目名       | 産地名   | 産地別割合 | 合計          | 4月          | 5月         | 6月         | 7月         | 8月         | 9月         | 10月        | 11月        | 12月        | 1月         | 2月         | 3月         |            |
|-----------|-------|-------|-------------|-------------|------------|------------|------------|------------|------------|------------|------------|------------|------------|------------|------------|------------|
| 里芋        | 合計    | 100%  | 5,625,404   | 235,702     | 247,724    | 226,461    | 192,559    | 332,626    | 438,884    | 346,450    | 573,121    | 821,146    | 532,364    | 737,032    | 941,336    |            |
|           |       | 100%  | 440,307,922 | 29,539,815  | 32,497,771 | 33,491,485 | 29,082,691 | 30,257,569 | 22,320,274 | 11,090,942 | 27,700,351 | 62,995,387 | 57,514,720 | 52,338,823 | 51,478,094 |            |
|           | 単価    |       | 78          | 125         | 131        | 148        | 151        | 91         | 51         | 32         | 48         | 77         | 108        | 71         | 55         |            |
|           | 前年対比  |       | 98.8%       | 55.6%       | 164.3%     | 659.7%     | 644.8%     | 276.8%     | 61.9%      | 58.5%      | 114.6%     | 90.5%      | 132.5%     | 107.6%     | 82.7%      |            |
|           |       |       | 58.8%       | 37.6%       | 126.4%     | 607.8%     | 352.8%     | 180.0%     | 22.5%      | 12.4%      | 48.7%      | 58.6%      | 104.5%     | 66.0%      | 40.8%      |            |
|           | 市内    |       | 67.8%       | 3,811,417   | 229,924    | 219,998    | 190,344    | 101,830    | 128,801    | 256,623    | 295,726    | 350,417    | 501,586    | 239,803    | 474,321    | 822,044    |
|           |       |       | 60.2%       | 264,958,411 | 28,804,673 | 27,139,232 | 27,738,461 | 14,332,060 | 6,104,202  | 5,805,462  | 7,027,300  | 7,825,393  | 40,176,202 | 25,887,754 | 29,475,861 | 44,641,811 |
|           | 三股町   |       | 5.1%        | 284,786     | 318        | 610        | 615        | 220        | 10,398     | 11,664     | 20,313     | 93,081     | 46,281     | 39,678     | 25,553     | 36,055     |
|           |       |       | 5.2%        | 22,963,610  | 60,039     | 160,966    | 181,624    | 47,880     | 1,975,565  | 1,488,743  | 1,871,659  | 7,138,321  | 3,460,371  | 2,770,270  | 1,626,324  | 2,181,848  |
|           | 西諸県郡  |       | 0.0%        | 474         | 146        | 0          | 0          | 0          | 55         | 0          | 260        | 0          | 13         | 0          | 0          | 0          |
|           |       |       | 0.0%        | 34,073      | 2,940      | 0          | 0          | 0          | 6,720      | 0          | 20,318     | 0          | 4,095      | 0          | 0          | 0          |
|           | 県内    |       | 15.4%       | 864,425     | 2,994      | 550        | 7,916      | 31,682     | 82,233     | 164,282    | 26,198     | 63,504     | 227,152    | 109,997    | 75,624     | 72,293     |
|           |       |       | 16.9%       | 74,292,302  | 409,176    | 162,836    | 3,812,440  | 7,737,889  | 9,182,385  | 14,421,907 | 1,821,328  | 4,594,597  | 16,334,707 | 7,139,119  | 4,647,877  | 4,028,041  |
|           | 曾於市   |       | 3.1%        | 172,938     | 1,408      | 234        | 571        | 33,396     | 75,881     | 3,222      | 3,354      | 5,955      | 13,588     | 10,782     | 23,214     | 1,334      |
|           |       |       | 4.3%        | 19,050,441  | 182,798    | 57,797     | 62,160     | 4,912,940  | 8,505,431  | 346,229    | 318,522    | 714,255    | 959,907    | 746,284    | 2,177,164  | 66,954     |
|           | 霧島市   |       | 0.0%        | 553         | 348        | 0          | 0          | 0          | 0          | 0          | 205        | 0          | 0          | 0          | 0          | 0          |
|           |       |       | 0.0%        | 38,609      | 32,204     | 0          | 0          | 0          | 0          | 0          | 6,405      | 0          | 0          | 0          | 0          | 0          |
|           | 鹿児島県内 |       | 8.7%        | 490,475     | 565        | 26,332     | 27,015     | 25,431     | 35,258     | 3,093      | 394        | 59,949     | 32,428     | 132,080    | 138,320    | 9,610      |
|           |       |       | 13.4%       | 58,828,121  | 47,985     | 4,976,940  | 1,696,800  | 2,051,922  | 4,483,266  | 257,933    | 25,410     | 7,335,017  | 2,019,968  | 20,961,843 | 14,411,597 | 559,440    |
|           | 熊本    |       | 0.0%        | 59          | 0          | 0          | 0          | 0          | 0          | 0          | 0          | 0          | 59         | 0          | 0          | 0          |
|           |       |       | 0.0%        | 4,436       | 0          | 0          | 0          | 0          | 0          | 0          | 0          | 0          | 4,436      | 0          | 0          | 0          |
|           | 大分    |       | 0.0%        | 0           | 0          | 0          | 0          | 0          | 0          | 0          | 0          | 0          | 0          | 0          | 0          | 0          |
|           |       |       | 0.0%        | 0           | 0          | 0          | 0          | 0          | 0          | 0          | 0          | 0          | 0          | 0          | 0          | 0          |
|           | 福岡    |       | 0.0%        | 0           | 0          | 0          | 0          | 0          | 0          | 0          | 0          | 0          | 0          | 0          | 0          | 0          |
|           |       |       | 0.0%        | 0           | 0          | 0          | 0          | 0          | 0          | 0          | 0          | 0          | 0          | 0          | 0          | 0          |
|           | 佐賀    |       | 0.0%        | 0           | 0          | 0          | 0          | 0          | 0          | 0          | 0          | 0          | 0          | 0          | 0          | 0          |
|           |       |       | 0.0%        | 0           | 0          | 0          | 0          | 0          | 0          | 0          | 0          | 0          | 0          | 0          | 0          | 0          |
|           | 長崎    |       | 0.0%        | 0           | 0          | 0          | 0          | 0          | 0          | 0          | 0          | 0          | 0          | 0          | 0          | 0          |
|           |       | 0.0%  | 0           | 0           | 0          | 0          | 0          | 0          | 0          | 0          | 0          | 0          | 0          | 0          | 0          |            |
| 沖縄        |       | 0.0%  | 0           | 0           | 0          | 0          | 0          | 0          | 0          | 0          | 0          | 0          | 0          | 0          | 0          |            |
|           |       | 0.0%  | 0           | 0           | 0          | 0          | 0          | 0          | 0          | 0          | 0          | 0          | 0          | 0          | 0          |            |
| その他<br>県外 |       | 0.0%  | 278         | 0           | 0          | 0          | 0          | 0          | 0          | 0          | 215        | 39         | 24         | 0          | 0          |            |
|           |       | 0.0%  | 137,919     | 0           | 0          | 0          | 0          | 0          | 0          | 0          | 92,768     | 35,701     | 9,450      | 0          | 0          |            |

上段:数量Kg

下段:金額円

| 品目名       | 産地名   | 産地別割合     | 合計         | 4月        | 5月        | 6月        | 7月      | 8月        | 9月        | 10月       | 11月       | 12月       | 1月        | 2月      | 3月        |
|-----------|-------|-----------|------------|-----------|-----------|-----------|---------|-----------|-----------|-----------|-----------|-----------|-----------|---------|-----------|
| 山芋        | 合計    | 100%      | 47,615     | 4,376     | 3,059     | 3,294     | 2,553   | 3,598     | 3,201     | 3,248     | 4,731     | 8,613     | 3,131     | 2,798   | 5,014     |
|           |       | 100%      | 17,494,772 | 1,644,928 | 1,264,695 | 1,270,304 | 945,370 | 1,272,969 | 1,237,949 | 1,188,369 | 1,668,967 | 3,060,781 | 1,313,917 | 986,633 | 1,639,890 |
|           | 単価    |           | 367        | 376       | 413       | 386       | 370     | 354       | 387       | 366       | 353       | 355       | 420       | 353     | 327       |
|           | 前年対比  |           | 86.6%      | 149.2%    | 109.0%    | 72.3%     | 39.4%   | 69.8%     | 86.4%     | 67.1%     | 79.3%     | 101.3%    | 100.2%    | 90.1%   | 132.1%    |
|           |       |           | 104.9%     | 167.2%    | 146.4%    | 98.4%     | 53.1%   | 83.3%     | 119.4%    | 86.8%     | 102.3%    | 124.9%    | 112.4%    | 85.4%   | 115.6%    |
|           | 市内    | 0.5%      | 234        | 0         | 0         | 0         | 0       | 0         | 0         | 0         | 51        | 55        | 6         | 3       | 120       |
|           |       | 0.2%      | 37,779     | 0         | 0         | 0         | 0       | 0         | 0         | 0         | 12,075    | 19,509    | 945       | 1,155   | 4,095     |
|           | 三股町   | 0.0%      | 0          | 0         | 0         | 0         | 0       | 0         | 0         | 0         | 0         | 0         | 0         | 0       | 0         |
|           |       | 0.0%      | 0          | 0         | 0         | 0         | 0       | 0         | 0         | 0         | 0         | 0         | 0         | 0       | 0         |
|           | 西諸県郡  | 1.0%      | 489        | 40        | 0         | 0         | 0       | 0         | 0         | 0         | 30        | 175       | 244       | 0       | 0         |
|           |       | 1.4%      | 248,955    | 5,775     | 0         | 0         | 0       | 0         | 0         | 0         | 24,780    | 96,180    | 122,220   | 0       | 0         |
|           | 県内    | 13.0%     | 6,180      | 200       | 980       | 1,010     | 750     | 1,260     | 920       | 630       | 160       | 100       | 0         | 0       | 170       |
|           |       | 13.9%     | 2,429,714  | 86,100    | 399,651   | 410,438   | 319,410 | 468,615   | 327,285   | 251,160   | 57,015    | 44,100    | 0         | 0       | 65,940    |
|           | 曾於市   | 0.3%      | 122        | 3         | 2         | 0         | 0       | 0         | 0         | 0         | 34        | 60        | 17        | 5       | 2         |
|           |       | 0.3%      | 57,436     | 1,050     | 1,575     | 0         | 0       | 0         | 0         | 0         | 13,913    | 33,233    | 4,620     | 1,785   | 1,260     |
|           | 霧島市   | 0.0%      | 0          | 0         | 0         | 0         | 0       | 0         | 0         | 0         | 0         | 0         | 0         | 0       | 0         |
|           |       | 0.0%      | 0          | 0         | 0         | 0         | 0       | 0         | 0         | 0         | 0         | 0         | 0         | 0       | 0         |
|           | 鹿児島県内 | 1.8%      | 840        | 170       | 0         | 0         | 0       | 670       | 0         | 0         | 0         | 0         | 0         | 0       | 0         |
|           |       | 1.5%      | 256,410    | 48,615    | 0         | 0         | 0       | 207,795   | 0         | 0         | 0         | 0         | 0         | 0       | 0         |
|           | 熊本    | 2.4%      | 1,136      | 45        | 9         | 0         | 0       | 0         | 0         | 340       | 716       | 27        | 0         | 0       | 0         |
|           |       | 1.2%      | 204,899    | 9,450     | 945       | 0         | 0       | 0         | 0         | 64,051    | 124,888   | 5,565     | 0         | 0       | 0         |
|           | 大分    | 0.0%      | 0          | 0         | 0         | 0         | 0       | 0         | 0         | 0         | 0         | 0         | 0         | 0       | 0         |
|           |       | 0.0%      | 0          | 0         | 0         | 0         | 0       | 0         | 0         | 0         | 0         | 0         | 0         | 0       | 0         |
|           | 福岡    | 42.4%     | 20,176     | 1,320     | 1,820     | 1,320     | 620     | 1,160     | 1,810     | 1,460     | 2,866     | 970       | 2,600     | 1,800   | 2,430     |
|           |       | 44.2%     | 7,730,594  | 515,865   | 730,065   | 509,796   | 234,885 | 371,910   | 741,090   | 597,240   | 1,085,175 | 380,625   | 1,082,078 | 668,325 | 813,540   |
|           | 佐賀    | 0.0%      | 0          | 0         | 0         | 0         | 0       | 0         | 0         | 0         | 0         | 0         | 0         | 0       | 0         |
|           |       | 0.0%      | 0          | 0         | 0         | 0         | 0       | 0         | 0         | 0         | 0         | 0         | 0         | 0       | 0         |
|           | 長崎    | 0.0%      | 0          | 0         | 0         | 0         | 0       | 0         | 0         | 0         | 0         | 0         | 0         | 0       | 0         |
| 0.0%      |       | 0         | 0          | 0         | 0         | 0         | 0       | 0         | 0         | 0         | 0         | 0         | 0         | 0       |           |
| 沖縄        | 0.0%  | 0         | 0          | 0         | 0         | 0         | 0       | 0         | 0         | 0         | 0         | 0         | 0         | 0       |           |
|           | 0.0%  | 0         | 0          | 0         | 0         | 0         | 0       | 0         | 0         | 0         | 0         | 0         | 0         | 0       |           |
| その他<br>県外 | 38.7% | 18,438    | 2,598      | 248       | 964       | 1,183     | 508     | 471       | 788       | 730       | 7,158     | 508       | 990       | 2,292   |           |
|           | 37.3% | 6,528,985 | 978,073    | 132,459   | 350,070   | 391,075   | 224,649 | 169,574   | 251,138   | 279,721   | 2,455,529 | 226,274   | 315,368   | 755,055 |           |



上段:数量Kg

下段:金額円

| 品目名                   | 産地名   | 産地別割合 | 合計         | 4月        | 5月         | 6月         | 7月         | 8月         | 9月         | 10月       | 11月       | 12月    | 1月         | 2月       | 3月         |         |         |
|-----------------------|-------|-------|------------|-----------|------------|------------|------------|------------|------------|-----------|-----------|--------|------------|----------|------------|---------|---------|
| ぶ<br>っ<br>き<br>ょ<br>う | 合 計   | 100%  | 466,816    | 497       | 80,102     | 215,702    | 99,754     | 375        | 6,542      | 4,670     | 0         | 253    | 56,411     | 218      | 2,291      |         |         |
|                       |       | 100%  | 84,021,913 | 317,117   | 15,624,394 | 38,880,794 | 15,446,480 | 57,121     | 1,602,403  | 1,085,689 | 0         | 60,945 | 10,179,650 | 189,083  | 578,237    |         |         |
|                       | 単 価   |       |            | 180       | 638        | 195        | 180        | 155        | 152        | 245       | 232       | -      | 241        | 180      | 867        | 252     |         |
|                       |       |       |            | 91.7%     | 38.3%      | 242.6%     | 266.9%     | 1091.6%    | 0.1%       | 7.9%      | 8490.9%   | 0.0%   | 0.0%       | 57125.1% | 136.7%     | 597.1%  |         |
|                       | 前年対比  |       |            | 77.4%     | 46.8%      | 189.3%     | 194.7%     | 928.4%     | 0.1%       | 9.5%      | 9942.2%   | 0.0%   | 0.0%       | 8430.2%  | 77.4%      | 221.0%  |         |
|                       |       |       |            | 34.0%     | 158,541    | 6          | 21,956     | 61,721     | 14,535     | 375       | 839       | 80     | 0          | 250      | 56,400     | 151     | 2,227   |
|                       | 市 内   |       |            | 35.5%     | 29,832,410 | 1,103      | 4,869,119  | 12,725,168 | 1,222,771  | 57,121    | 110,142   | 9,450  | 0          | 56,493   | 10,168,074 | 117,021 | 495,948 |
|                       |       |       |            | 0.3%      | 1,172      | 140        | 257        | 418        | 347        | 0         | 0         | 0      | 0          | 3        | 0          | 0       | 7       |
|                       | 三股町   |       |            | 0.4%      | 362,426    | 105,389    | 101,605    | 87,150     | 57,824     | 0         | 0         | 0      | 0          | 4,452    | 0          | 0       | 6,006   |
|                       |       |       |            | 5.4%      | 25,157     | 0          | 0          | 25,120     | 37         | 0         | 0         | 0      | 0          | 0        | 0          | 0       | 0       |
|                       | 西諸県郡  |       |            | 4.9%      | 4,140,476  | 0          | 0          | 4,136,580  | 3,896      | 0         | 0         | 0      | 0          | 0        | 0          | 0       |         |
|                       |       |       |            | 1.4%      | 6,740      | 7          | 1,035      | 2,875      | 2,820      | 0         | 0         | 0      | 0          | 0        | 0          | 0       | 3       |
|                       | 県 内   |       |            | 1.7%      | 1,458,374  | 4,515      | 290,163    | 610,163    | 549,222    | 0         | 6         | 0      | 0          | 0        | 0          | 4,305   |         |
|                       |       |       |            | 56.6%     | 264,088    | 5          | 56,284     | 125,517    | 82,015     | 0         | 87        | 180    | 0          | 0        | 0          | 0       |         |
|                       | 曾於市   |       |            | 53.7%     | 45,155,117 | 3,922      | 10,169,225 | 21,309,227 | 13,612,767 | 0         | 18,396    | 41,580 | 0          | 0        | 0          | 0       |         |
|                       |       |       |            | 0.0%      | 57         | 39         | 17         | 1          | 0          | 0         | 0         | 0      | 0          | 0        | 0          | 0       |         |
|                       | 霧島市   |       |            | 0.1%      | 56,344     | 40,446     | 15,782     | 116        | 0          | 0         | 0         | 0      | 0          | 0        | 0          | 0       |         |
|                       |       |       |            | 0.6%      | 2,928      | 301        | 553        | 50         | 0          | 0         | 1,892     | 0      | 0          | 0        | 11         | 67      | 54      |
|                       | 鹿児島県内 |       |            | 1.3%      | 1,064,496  | 161,742    | 178,500    | 12,390     | 0          | 0         | 556,248   | 0      | 0          | 0        | 11,576     | 72,062  | 71,978  |
|                       |       |       |            | 0.0%      | 0          | 0          | 0          | 0          | 0          | 0         | 0         | 0      | 0          | 0        | 0          | 0       | 0       |
|                       | 熊 本   |       |            | 0.0%      | 0          | 0          | 0          | 0          | 0          | 0         | 0         | 0      | 0          | 0        | 0          | 0       |         |
|                       |       |       |            | 0.0%      | 0          | 0          | 0          | 0          | 0          | 0         | 0         | 0      | 0          | 0        | 0          | 0       |         |
|                       | 大 分   |       |            | 0.0%      | 0          | 0          | 0          | 0          | 0          | 0         | 0         | 0      | 0          | 0        | 0          | 0       |         |
|                       |       |       |            | 0.0%      | 0          | 0          | 0          | 0          | 0          | 0         | 0         | 0      | 0          | 0        | 0          | 0       |         |
|                       | 福 岡   |       |            | 0.0%      | 0          | 0          | 0          | 0          | 0          | 0         | 0         | 0      | 0          | 0        | 0          | 0       |         |
|                       |       |       |            | 0.0%      | 0          | 0          | 0          | 0          | 0          | 0         | 0         | 0      | 0          | 0        | 0          | 0       |         |
|                       | 佐 賀   |       |            | 0.0%      | 0          | 0          | 0          | 0          | 0          | 0         | 0         | 0      | 0          | 0        | 0          | 0       |         |
|                       |       |       |            | 0.0%      | 0          | 0          | 0          | 0          | 0          | 0         | 0         | 0      | 0          | 0        | 0          | 0       |         |
| 長 崎                   |       |       | 0.0%       | 0         | 0          | 0          | 0          | 0          | 0          | 0         | 0         | 0      | 0          | 0        | 0          |         |         |
|                       |       |       | 0.0%       | 0         | 0          | 0          | 0          | 0          | 0          | 0         | 0         | 0      | 0          | 0        | 0          |         |         |
| 沖 縄                   |       |       | 0.0%       | 0         | 0          | 0          | 0          | 0          | 0          | 0         | 0         | 0      | 0          | 0        | 0          |         |         |
|                       |       |       | 0.0%       | 0         | 0          | 0          | 0          | 0          | 0          | 0         | 0         | 0      | 0          | 0        | 0          |         |         |
| その他<br>県 外            |       |       | 1.7%       | 8,134     | 0          | 0          | 0          | 0          | 0          | 3,724     | 4,410     | 0      | 0          | 0        | 0          |         |         |
|                       |       |       | 2.3%       | 1,952,270 | 0          | 0          | 0          | 0          | 0          | 917,611   | 1,034,659 | 0      | 0          | 0        | 0          |         |         |

上段:数量Kg

下段:金額円

| 品目名       | 産地名   | 産地別割合 | 合計         | 4月         | 5月        | 6月        | 7月        | 8月        | 9月        | 10月       | 11月       | 12月       | 1月        | 2月        | 3月         |            |
|-----------|-------|-------|------------|------------|-----------|-----------|-----------|-----------|-----------|-----------|-----------|-----------|-----------|-----------|------------|------------|
| しょうが      | 合計    | 100%  | 371,821    | 5,800      | 6,054     | 7,145     | 4,812     | 7,314     | 11,071    | 9,390     | 19,534    | 17,529    | 9,911     | 12,435    | 260,825    |            |
|           |       | 100%  | 64,943,519 | 2,115,262  | 2,397,737 | 2,829,458 | 2,343,229 | 2,552,705 | 2,724,801 | 1,970,950 | 3,518,672 | 3,477,021 | 2,211,403 | 2,842,530 | 35,959,751 |            |
|           | 単価    |       | 175        | 365        | 396       | 396       | 487       | 349       | 246       | 210       | 180       | 198       | 223       | 229       | 138        |            |
|           |       |       |            |            |           |           |           |           |           |           |           |           |           |           |            |            |
|           | 前年対比  |       | 309.8%     | 106.5%     | 109.9%    | 150.4%    | 97.1%     | 116.5%    | 113.3%    | 98.8%     | 72.5%     | 52.3%     | 265.4%    | 257.8%    | 5400.3%    |            |
|           |       |       | 183.4%     | 90.6%      | 94.2%     | 120.0%    | 98.0%     | 105.6%    | 88.3%     | 80.1%     | 63.2%     | 52.2%     | 141.5%    | 141.4%    | 1780.0%    |            |
|           | 市内    |       | 75.6%      | 281,074    | 98        | 695       | 0         | 85        | 366       | 1,171     | 2,661     | 3,754     | 1,638     | 6,686     | 8,934      | 254,986    |
|           |       |       | 58.6%      | 38,084,852 | 18,690    | 14,070    | 0         | 28,771    | 104,633   | 261,589   | 490,143   | 779,574   | 298,684   | 984,698   | 1,332,884  | 33,771,116 |
|           | 三股町   |       | 3.1%       | 11,616     | 20        | 0         | 0         | 0         | 1,108     | 5,657     | 2,970     | 1,199     | 224       | 138       | 0          | 300        |
|           |       |       | 3.9%       | 2,530,400  | 1,050     | 0         | 0         | 0         | 326,146   | 1,261,020 | 657,622   | 186,596   | 11,214    | 19,530    | 0          | 67,222     |
|           | 西諸県郡  |       | 3.0%       | 11,229     | 0         | 0         | 0         | 0         | 0         | 0         | 0         | 11,229    | 0         | 0         | 0          | 0          |
|           |       |       | 2.6%       | 1,684,141  | 0         | 0         | 0         | 0         | 0         | 0         | 0         | 1,684,141 | 0         | 0         | 0          | 0          |
|           | 県内    |       | 6.8%       | 25,286     | 1,752     | 1,823     | 1,237     | 2,284     | 2,842     | 1,700     | 1,079     | 206       | 11,256    | 250       | 485        | 371        |
|           |       |       | 14.6%      | 9,506,742  | 662,596   | 1,065,204 | 985,062   | 1,518,880 | 1,258,393 | 549,885   | 145,858   | 41,977    | 2,034,436 | 288,418   | 493,670    | 462,363    |
|           | 曾於市   |       | 1.0%       | 3,671      | 0         | 0         | 0         | 0         | 566       | 208       | 910       | 954       | 556       | 91        | 251        | 135        |
|           |       |       | 0.9%       | 592,516    | 0         | 0         | 0         | 0         | 143,966   | 51,356    | 131,590   | 139,272   | 45,091    | 14,805    | 38,033     | 28,403     |
|           | 霧島市   |       | 0.0%       | 0          | 0         | 0         | 0         | 0         | 0         | 0         | 0         | 0         | 0         | 0         | 0          | 0          |
|           |       |       | 0.0%       | 0          | 0         | 0         | 0         | 0         | 0         | 0         | 0         | 0         | 0         | 0         | 0          | 0          |
|           | 鹿児島県内 |       | 0.0%       | 145        | 12        | 0         | 0         | 0         | 0         | 108       | 0         | 25        | 0         | 0         | 0          | 0          |
|           |       |       | 0.0%       | 25,347     | 8,820     | 0         | 0         | 0         | 0         | 13,377    | 0         | 3,150     | 0         | 0         | 0          | 0          |
|           | 熊本    |       | 0.3%       | 966        | 28        | 59        | 51        | 96        | 62        | 48        | 85        | 44        | 280       | 84        | 108        | 21         |
|           |       |       | 0.3%       | 177,870    | 7,350     | 9,765     | 6,090     | 30,240    | 5,460     | 14,490    | 17,640    | 4,620     | 39,375    | 17,640    | 22,680     | 2,520      |
|           | 大分    |       | 0.0%       | 0          | 0         | 0         | 0         | 0         | 0         | 0         | 0         | 0         | 0         | 0         | 0          | 0          |
|           |       |       | 0.0%       | 0          | 0         | 0         | 0         | 0         | 0         | 0         | 0         | 0         | 0         | 0         | 0          | 0          |
|           | 福岡    |       | 0.0%       | 0          | 0         | 0         | 0         | 0         | 0         | 0         | 0         | 0         | 0         | 0         | 0          | 0          |
|           |       |       | 0.0%       | 0          | 0         | 0         | 0         | 0         | 0         | 0         | 0         | 0         | 0         | 0         | 0          | 0          |
|           | 佐賀    |       | 0.0%       | 0          | 0         | 0         | 0         | 0         | 0         | 0         | 0         | 0         | 0         | 0         | 0          | 0          |
|           |       |       | 0.0%       | 0          | 0         | 0         | 0         | 0         | 0         | 0         | 0         | 0         | 0         | 0         | 0          | 0          |
| 長崎        |       | 6.8%  | 25,372     | 3,218      | 2,818     | 1,074     | 1,759     | 1,826     | 1,763     | 1,272     | 1,851     | 3,115     | 2,103     | 1,869     | 2,704      |            |
|           |       | 13.9% | 9,023,286  | 1,259,882  | 1,152,925 | 577,779   | 632,248   | 588,630   | 480,208   | 432,861   | 616,288   | 941,698   | 689,874   | 675,340   | 975,553    |            |
| 沖縄        |       | 0.0%  | 0          | 0          | 0         | 0         | 0         | 0         | 0         | 0         | 0         | 0         | 0         | 0         | 0          |            |
|           |       | 0.0%  | 0          | 0          | 0         | 0         | 0         | 0         | 0         | 0         | 0         | 0         | 0         | 0         | 0          |            |
| その他<br>県外 |       | 3.4%  | 12,463     | 672        | 660       | 4,783     | 588       | 544       | 416       | 412       | 272       | 460       | 559       | 789       | 2,308      |            |
|           |       | 5.1%  | 3,318,365  | 156,874    | 155,773   | 1,260,527 | 133,090   | 125,477   | 92,876    | 95,236    | 63,054    | 106,523   | 196,438   | 279,923   | 652,574    |            |

上段:数量Kg

下段:金額円

| 品目名   | 産地名   | 産地別割合 | 合計         | 4月        | 5月        | 6月        | 7月        | 8月        | 9月        | 10月       | 11月       | 12月       | 1月        | 2月        | 3月      |   |
|-------|-------|-------|------------|-----------|-----------|-----------|-----------|-----------|-----------|-----------|-----------|-----------|-----------|-----------|---------|---|
| にんにく  | 合計    | 100%  | 48,369     | 4,518     | 4,488     | 4,147     | 3,210     | 4,290     | 3,940     | 4,944     | 4,419     | 4,887     | 3,809     | 3,606     | 2,113   |   |
|       |       | 100%  | 18,963,317 | 1,578,036 | 1,753,224 | 1,094,130 | 1,446,774 | 1,837,481 | 1,671,179 | 1,914,288 | 1,734,760 | 1,883,356 | 1,684,003 | 1,536,018 | 830,068 |   |
|       | 単価    |       | 392        | 349       | 391       | 264       | 451       | 428       | 424       | 387       | 393       | 385       | 442       | 426       | 393     |   |
|       |       |       | 85.5%      | 124.1%    | 81.8%     | 97.1%     | 70.2%     | 98.9%     | 89.1%     | 57.3%     | 105.0%    | 90.9%     | 131.3%    | 86.2%     | 46.3%   |   |
|       | 前年対比  |       | 96.2%      | 71.8%     | 63.1%     | 65.5%     | 75.2%     | 111.6%    | 132.6%    | 112.8%    | 158.8%    | 116.1%    | 173.8%    | 110.1%    | 56.7%   |   |
|       |       |       | 2.5%       | 1,193     | 15        | 341       | 263       | 99        | 184       | 217       | 74        | 0         | 0         | 0         | 0       | 0 |
|       | 市内    |       | 3.0%       | 561,821   | 1,313     | 142,456   | 55,507    | 55,199    | 65,520    | 174,626   | 67,200    | 0         | 0         | 0         | 0       | 0 |
|       |       |       | 0.1%       | 65        | 0         | 0         | 24        | 9         | 0         | 0         | 0         | 32        | 0         | 0         | 0       | 0 |
|       | 三股町   |       | 0.1%       | 27,774    | 0         | 0         | 7,928     | 2,993     | 0         | 0         | 0         | 16,853    | 0         | 0         | 0       | 0 |
|       |       |       | 0.0%       | 5         | 0         | 0         | 5         | 0         | 0         | 0         | 0         | 0         | 0         | 0         | 0       | 0 |
|       | 西諸県郡  |       | 0.0%       | 1,418     | 0         | 0         | 1,418     | 0         | 0         | 0         | 0         | 0         | 0         | 0         | 0       | 0 |
|       |       |       | 0.5%       | 265       | 0         | 0         | 0         | 44        | 91        | 0         | 88        | 22        | 0         | 20        | 0       | 0 |
|       | 県内    |       | 0.8%       | 159,495   | 0         | 0         | 0         | 25,200    | 53,340    | 0         | 64,470    | 15,435    | 0         | 1,050     | 0       | 0 |
|       |       |       | 1.0%       | 460       | 0         | 100       | 41        | 113       | 0         | 0         | 0         | 89        | 59        | 36        | 22      | 0 |
|       | 曾於市   |       | 1.2%       | 236,991   | 0         | 30,682    | 12,089    | 58,034    | 0         | 0         | 0         | 60,165    | 43,785    | 23,153    | 9,083   | 0 |
|       |       |       | 0.1%       | 37        | 0         | 17        | 20        | 0         | 0         | 0         | 0         | 0         | 0         | 0         | 0       | 0 |
|       | 霧島市   |       | 0.0%       | 6,090     | 0         | 3,570     | 2,520     | 0         | 0         | 0         | 0         | 0         | 0         | 0         | 0       | 0 |
|       |       |       | 8.9%       | 4,299     | 394       | 941       | 222       | 357       | 500       | 410       | 405       | 182       | 219       | 263       | 406     | 0 |
|       | 鹿児島県内 |       | 23.0%      | 4,367,497 | 429,713   | 633,991   | 221,760   | 374,441   | 469,114   | 385,330   | 440,476   | 270,743   | 239,138   | 455,018   | 447,773 | 0 |
|       |       |       | 1.8%       | 871       | 0         | 686       | 173       | 0         | 0         | 0         | 0         | 0         | 2         | 0         | 10      | 0 |
|       | 熊本    |       | 1.7%       | 324,849   | 0         | 271,467   | 38,157    | 0         | 0         | 0         | 0         | 0         | 840       | 0         | 14,385  | 0 |
|       |       |       | 0.0%       | 0         | 0         | 0         | 0         | 0         | 0         | 0         | 0         | 0         | 0         | 0         | 0       | 0 |
|       | 大分    |       | 0.0%       | 0         | 0         | 0         | 0         | 0         | 0         | 0         | 0         | 0         | 0         | 0         | 0       | 0 |
|       |       |       | 0.7%       | 362       | 152       | 10        | 0         | 0         | 0         | 0         | 0         | 139       | 61        | 0         | 0       | 0 |
|       | 福岡    |       | 2.0%       | 372,299   | 105,336   | 14,858    | 0         | 0         | 0         | 0         | 0         | 174,510   | 77,595    | 0         | 0       | 0 |
|       |       |       | 0.0%       | 0         | 0         | 0         | 0         | 0         | 0         | 0         | 0         | 0         | 0         | 0         | 0       | 0 |
|       | 佐賀    |       | 0.0%       | 0         | 0         | 0         | 0         | 0         | 0         | 0         | 0         | 0         | 0         | 0         | 0       | 0 |
|       |       |       | 0.0%       | 20        | 0         | 0         | 0         | 0         | 0         | 0         | 3         | 26        | -8        | 0         | 0       | 0 |
| 長崎    |       | 0.0%  | 6,563      | 0         | 0         | 0         | 0         | 0         | 0         | 788       | 15,855    | -10,080   | 0         | 0         | 0       |   |
|       |       | 0.0%  | 0          | 0         | 0         | 0         | 0         | 0         | 0         | 0         | 0         | 0         | 0         | 0         | 0       |   |
| 沖縄    |       | 0.0%  | 0          | 0         | 0         | 0         | 0         | 0         | 0         | 0         | 0         | 0         | 0         | 0         | 0       |   |
|       |       | 84.3% | 40,792     | 3,957     | 2,393     | 3,400     | 2,588     | 3,515     | 3,313     | 4,375     | 3,930     | 4,553     | 3,490     | 3,168     | 2,113   |   |
| その他県外 |       | 68.0% | 12,898,520 | 1,041,674 | 656,200   | 754,751   | 930,907   | 1,249,507 | 1,111,223 | 1,341,354 | 1,181,199 | 1,532,078 | 1,204,782 | 1,064,777 | 830,068 |   |

上段:数量Kg

下段:金額円

| 品目名   | 産地名   | 産地別割合 | 合計          | 4月         | 5月        | 6月         | 7月         | 8月         | 9月         | 10月        | 11月        | 12月        | 1月         | 2月         | 3月         |           |
|-------|-------|-------|-------------|------------|-----------|------------|------------|------------|------------|------------|------------|------------|------------|------------|------------|-----------|
| 玉葱    | 合計    | 100%  | 1,663,621   | 130,435    | 107,515   | 109,061    | 91,253     | 126,442    | 133,255    | 155,197    | 144,332    | 182,035    | 156,746    | 169,938    | 157,412    |           |
|       |       | 100%  | 162,156,308 | 13,764,128 | 9,985,443 | 13,302,222 | 13,178,040 | 18,986,184 | 14,374,176 | 12,407,178 | 10,254,984 | 13,707,243 | 12,804,918 | 15,154,012 | 14,237,780 |           |
|       | 単価    |       | 97          | 106        | 93        | 122        | 144        | 150        | 108        | 80         | 71         | 75         | 82         | 89         | 90         |           |
|       | 前年対比  |       | 106.3%      | 103.4%     | 128.2%    | 111.5%     | 82.0%      | 97.7%      | 95.1%      | 120.5%     | 110.3%     | 112.7%     | 119.1%     | 112.8%     | 91.2%      |           |
|       |       |       | 110.6%      | 92.3%      | 165.2%    | 186.7%     | 159.0%     | 180.5%     | 98.5%      | 81.0%      | 81.4%      | 91.4%      | 103.9%     | 110.3%     | 88.1%      |           |
|       | 市内    |       | 0.6%        | 9,749      | 644       | 2,535      | 2,572      | 2,579      | 410        | 0          | 0          | 0          | 365        | 320        | 235        | 89        |
|       |       |       | 0.5%        | 850,044    | 73,775    | 151,411    | 222,485    | 271,153    | 53,550     | 0          | 0          | 0          | 40,656     | 23,048     | 7,823      | 6,143     |
|       | 三股町   |       | 0.1%        | 1,142      | 386       | 27         | 150        | 0          | 0          | 0          | 0          | 0          | 0          | 0          | 0          | 579       |
|       |       |       | 0.1%        | 87,330     | 38,798    | 3,906      | 4,305      | 0          | 0          | 0          | 0          | 0          | 0          | 0          | 0          | 40,321    |
|       | 西諸県郡  |       | 0.5%        | 9,062      | 0         | 1,000      | 2,862      | 0          | 0          | 0          | 0          | 4,680      | 520        | 0          | 0          | 0         |
|       |       |       | 0.5%        | 796,215    | 0         | 117,180    | 316,050    | 0          | 0          | 0          | 0          | 327,810    | 35,175     | 0          | 0          | 0         |
|       | 県内    |       | 1.9%        | 31,541     | 1,267     | 5,059      | 3,116      | 3,398      | 4,746      | 2,240      | 1,500      | 0          | 1,420      | 820        | 2,860      | 5,115     |
|       |       |       | 2.5%        | 4,120,236  | 117,810   | 554,768    | 498,892    | 588,714    | 843,476    | 311,010    | 116,813    | 0          | 87,360     | 113,945    | 371,951    | 515,497   |
|       | 曾於市   |       | 0.0%        | 219        | 0         | 169        | 0          | 50         | 0          | 0          | 0          | 0          | 0          | 0          | 0          | 0         |
|       |       |       | 0.0%        | 14,333     | 0         | 10,658     | 0          | 3,675      | 0          | 0          | 0          | 0          | 0          | 0          | 0          | 0         |
|       | 霧島市   |       | 0.0%        | 32         | 0         | 0          | 0          | 0          | 0          | 0          | 0          | 0          | 0          | 0          | 32         | 0         |
|       |       |       | 0.0%        | 3,728      | 0         | 0          | 0          | 0          | 0          | 0          | 0          | 0          | 0          | 0          | 3,728      | 0         |
|       | 鹿児島県内 |       | 3.3%        | 55,416     | 10,495    | 25,170     | 5,655      | 0          | 2,600      | 4,000      | 0          | 0          | 0          | 3          | 2          | 7,491     |
|       |       |       | 3.5%        | 5,720,754  | 1,262,594 | 2,277,703  | 671,759    | 0          | 416,325    | 513,975    | 0          | 0          | 0          | 788        | 420        | 577,190   |
|       | 熊本    |       | 0.7%        | 11,954     | 4,960     | 674        | 0          | 0          | 1,200      | 0          | 0          | 0          | 0          | 0          | 0          | 5,120     |
|       |       |       | 0.5%        | 751,393    | 283,029   | 24,686     | 0          | 0          | 179,550    | 0          | 0          | 0          | 0          | 0          | 0          | 264,128   |
|       | 大分    |       | 0.0%        | 0          | 0         | 0          | 0          | 0          | 0          | 0          | 0          | 0          | 0          | 0          | 0          | 0         |
|       |       |       | 0.0%        | 0          | 0         | 0          | 0          | 0          | 0          | 0          | 0          | 0          | 0          | 0          | 0          | 0         |
|       | 福岡    |       | 0.1%        | 1,420      | 0         | 0          | 0          | 600        | 420        | 0          | 0          | 0          | 400        | 0          | 0          | 0         |
|       |       |       | 0.1%        | 238,350    | 0         | 0          | 0          | 122,535    | 94,815     | 0          | 0          | 0          | 21,000     | 0          | 0          | 0         |
|       | 佐賀    |       | 27.8%       | 461,850    | 37,964    | 66,570     | 70,059     | 56,664     | 87,341     | 24,600     | 21,400     | 22,300     | 18,032     | 20,900     | 17,920     | 18,100    |
|       |       |       | 33.1%       | 53,705,773 | 4,319,138 | 6,310,852  | 8,435,752  | 8,728,747  | 13,614,050 | 2,527,035  | 1,682,100  | 1,535,258  | 1,469,475  | 1,732,500  | 1,637,003  | 1,713,863 |
|       | 長崎    |       | 3.4%        | 57,293     | 5,053     | 1,340      | 1,160      | 0          | 0          | 0          | 0          | 3,280      | 17,620     | 24,060     | 4,780      | 0         |
|       |       | 2.7%  | 4,418,255   | 670,672    | 60,795    | 136,920    | 0          | 0          | 0          | 0          | 175,036    | 1,151,779  | 1,812,083  | 410,970    | 0          |           |
| 沖縄    |       | 0.0%  | 0           | 0          | 0         | 0          | 0          | 0          | 0          | 0          | 0          | 0          | 0          | 0          | 0          |           |
|       |       | 0.0%  | 0           | 0          | 0         | 0          | 0          | 0          | 0          | 0          | 0          | 0          | 0          | 0          | 0          |           |
| その他県外 |       | 61.5% | 1,023,944   | 69,665     | 4,971     | 23,487     | 27,962     | 29,725     | 102,415    | 132,297    | 114,072    | 143,678    | 110,643    | 144,109    | 120,918    |           |
|       |       | 56.4% | 91,449,897  | 6,998,312  | 473,484   | 3,016,059  | 3,463,216  | 3,784,418  | 11,022,156 | 10,608,265 | 8,216,880  | 10,901,798 | 9,122,554  | 12,722,117 | 11,120,638 |           |

上段:数量Kg

下段:金額円

| 品目名         | 産地名   | 産地別割合 | 合計         | 4月        | 5月        | 6月        | 7月        | 8月      | 9月      | 10月     | 11月     | 12月       | 1月        | 2月        | 3月        |           |
|-------------|-------|-------|------------|-----------|-----------|-----------|-----------|---------|---------|---------|---------|-----------|-----------|-----------|-----------|-----------|
| セ<br>ロ<br>リ | 合 計   | 100%  | 51,134     | 4,117     | 4,953     | 4,480     | 3,894     | 4,456   | 3,260   | 3,634   | 3,270   | 5,334     | 4,351     | 4,331     | 5,054     |           |
|             |       | 100%  | 13,771,904 | 1,276,994 | 1,645,688 | 1,242,511 | 1,087,430 | 991,314 | 811,279 | 865,585 | 974,187 | 1,288,182 | 1,143,722 | 1,184,722 | 1,260,290 |           |
|             | 単 価   |       | 269        | 310       | 332       | 277       | 279       | 222     | 249     | 238     | 298     | 242       | 263       | 274       | 249       |           |
|             |       |       | 96.4%      | 68.4%     | 88.5%     | 98.8%     | 103.5%    | 112.6%  | 107.6%  | 117.9%  | 84.5%   | 99.6%     | 97.9%     | 88.6%     | 111.8%    |           |
|             | 前年対比  |       | 98.8%      | 104.8%    | 123.9%    | 102.3%    | 98.8%     | 89.8%   | 100.5%  | 87.3%   | 96.5%   | 101.9%    | 101.4%    | 88.5%     | 87.8%     |           |
|             |       |       | 60.2%      | 30,782    | 4,026     | 4,901     | 2,540     | 0       | 89      | -32     | 0       | 1,223     | 4,877     | 4,296     | 4,308     | 4,554     |
|             | 市 内   |       | 63.4%      | 8,727,824 | 1,255,092 | 1,637,261 | 763,325   | 315     | 34,351  | -14,038 | 0       | 380,483   | 1,207,167 | 1,132,802 | 1,174,853 | 1,156,213 |
|             |       |       | 0.0%       | 0         | 0         | 0         | 0         | 0       | 0       | 0       | 0       | 0         | 0         | 0         | 0         | 0         |
|             | 三股町   |       | 0.0%       | 0         | 0         | 0         | 0         | 0       | 0       | 0       | 0       | 0         | 0         | 0         | 0         | 0         |
|             |       |       | 0.0%       | 0         | 0         | 0         | 0         | 0       | 0       | 0       | 0       | 0         | 0         | 0         | 0         | 0         |
|             | 西諸島郡  |       | 0.0%       | 0         | 0         | 0         | 0         | 0       | 0       | 0       | 0       | 0         | 0         | 0         | 0         | 0         |
|             |       |       | 0.0%       | 0         | 0         | 0         | 0         | 0       | 0       | 0       | 0       | 0         | 0         | 0         | 0         | 0         |
|             | 県 内   |       | 1.9%       | 979       | 0         | 0         | 144       | 492     | 71      | 91      | 24      | 70        | 0         | 0         | 0         | 88        |
|             |       |       | 2.1%       | 285,279   | 0         | 0         | 47,482    | 141,247 | 16,139  | 31,469  | 7,476   | 25,925    | 0         | 0         | 0         | 15,541    |
|             | 曾於市   |       | 0.0%       | 0         | 0         | 0         | 0         | 0       | 0       | 0       | 0       | 0         | 0         | 0         | 0         | 0         |
|             |       |       | 0.0%       | 0         | 0         | 0         | 0         | 0       | 0       | 0       | 0       | 0         | 0         | 0         | 0         | 0         |
|             | 霧島市   |       | 0.0%       | 0         | 0         | 0         | 0         | 0       | 0       | 0       | 0       | 0         | 0         | 0         | 0         | 0         |
|             |       |       | 0.0%       | 0         | 0         | 0         | 0         | 0       | 0       | 0       | 0       | 0         | 0         | 0         | 0         | 0         |
|             | 鹿児島県内 |       | 0.0%       | 0         | 0         | 0         | 0         | 0       | 0       | 0       | 0       | 0         | 0         | 0         | 0         | 0         |
|             |       |       | 0.0%       | 0         | 0         | 0         | 0         | 0       | 0       | 0       | 0       | 0         | 0         | 0         | 0         | 0         |
|             | 熊 本   |       | 1.6%       | 817       | 56        | 0         | 22        | 0       | 0       | 0       | 0       | 0         | 443       | 51        | 20        | 225       |
|             |       |       | 1.0%       | 131,178   | 12,286    | 0         | 1,313     | 0       | 0       | 0       | 0       | 0         | 73,038    | 3,780     | 3,780     | 36,981    |
|             | 大 分   |       | 0.2%       | 90        | 34        | 50        | 6         | 0       | 0       | 0       | 0       | 0         | 0         | 0         | 0         | 0         |
|             |       |       | 0.1%       | 16,510    | 8,923     | 6,957     | 630       | 0       | 0       | 0       | 0       | 0         | 0         | 0         | 0         | 0         |
|             | 福 岡   |       | 1.8%       | 927       | 0         | 0         | 84        | 0       | 0       | 0       | 0       | 646       | 10        | 0         | 0         | 188       |
|             |       |       | 2.0%       | 272,284   | 0         | 0         | 22,377    | 0       | 0       | 0       | 0       | 195,832   | 2,520     | 0         | 0         | 51,555    |
|             | 佐 賀   |       | 0.0%       | 0         | 0         | 0         | 0         | 0       | 0       | 0       | 0       | 0         | 0         | 0         | 0         | 0         |
|             |       |       | 0.0%       | 0         | 0         | 0         | 0         | 0       | 0       | 0       | 0       | 0         | 0         | 0         | 0         | 0         |
| 長 崎         |       | 0.0%  | 0          | 0         | 0         | 0         | 0         | 0       | 0       | 0       | 0       | 0         | 0         | 0         | 0         |           |
|             |       | 0.0%  | 0          | 0         | 0         | 0         | 0         | 0       | 0       | 0       | 0       | 0         | 0         | 0         | 0         |           |
| 沖 縄         |       | 0.0%  | 0          | 0         | 0         | 0         | 0         | 0       | 0       | 0       | 0       | 0         | 0         | 0         | 0         |           |
|             |       | 0.0%  | 0          | 0         | 0         | 0         | 0         | 0       | 0       | 0       | 0       | 0         | 0         | 0         | 0         |           |
| その他<br>県 外  |       | 34.3% | 17,539     | 1         | 2         | 1,684     | 3,402     | 4,296   | 3,201   | 3,610   | 1,332   | 4         | 4         | 3         | 0         |           |
|             |       | 31.5% | 4,338,829  | 693       | 1,470     | 407,384   | 945,868   | 940,824 | 793,848 | 858,109 | 371,947 | 5,457     | 7,140     | 6,089     | 0         |           |

上段:数量Kg

下段:金額円

| 品目名                | 産地名   | 産地別割合 | 合計        | 4月        | 5月      | 6月     | 7月     | 8月     | 9月     | 10月     | 11月     | 12月     | 1月      | 2月      | 3月      |         |
|--------------------|-------|-------|-----------|-----------|---------|--------|--------|--------|--------|---------|---------|---------|---------|---------|---------|---------|
| カリ<br>フラ<br>ワ<br>ー | 合 計   | 100%  | 9,736     | 687       | 748     | 171    | 35     | 55     | 35     | 1,917   | 1,536   | 837     | 1,010   | 1,070   | 1,636   |         |
|                    |       | 100%  | 1,441,390 | 98,070    | 105,263 | 51,787 | 16,065 | 29,085 | 15,540 | 245,532 | 164,011 | 175,072 | 188,139 | 124,576 | 228,250 |         |
|                    | 単 価   |       | 148       | 143       | 141     | 304    | 459    | 529    | 444    | 128     | 107     | 209     | 186     | 116     | 140     |         |
|                    |       |       | 60.8%     | 50.4%     | 48.7%   | 34.1%  | 49.0%  | 43.7%  | 9.6%   | 72.6%   | 48.3%   | 36.3%   | 147.9%  | 105.9%  | 73.1%   |         |
|                    | 前年対比  |       | 67.7%     | 62.0%     | 77.1%   | 83.7%  | 63.7%  | 53.7%  | 22.9%  | 74.1%   | 58.8%   | 55.7%   | 112.3%  | 68.6%   | 65.2%   |         |
|                    |       |       | 0.2%      | 21        | 0       | 2      | 2      | 0      | 0      | 0       | 0       | 0       | 0       | 6       | 12      | 0       |
|                    | 市 内   |       | 0.2%      | 2,678     | 0       | 630    | 158    | 0      | 0      | 0       | 0       | 0       | 0       | 630     | 1,260   | 0       |
|                    |       |       | 0.0%      | 0         | 0       | 0      | 0      | 0      | 0      | 0       | 0       | 0       | 0       | 0       | 0       | 0       |
|                    | 三股町   |       | 0.0%      | 0         | 0       | 0      | 0      | 0      | 0      | 0       | 0       | 0       | 0       | 0       | 0       | 0       |
|                    |       |       | 0.0%      | 0         | 0       | 0      | 0      | 0      | 0      | 0       | 0       | 0       | 0       | 0       | 0       | 0       |
|                    | 西諸県郡  |       | 0.0%      | 0         | 0       | 0      | 0      | 0      | 0      | 0       | 0       | 0       | 0       | 0       | 0       | 0       |
|                    |       |       | 0.0%      | 0         | 0       | 0      | 0      | 0      | 0      | 0       | 0       | 0       | 0       | 0       | 0       | 0       |
|                    | 県 内   |       | 9.4%      | 917       | 232     | 37     | 12     | 0      | 0      | 0       | 45      | 22      | 125     | 120     | 93      | 231     |
|                    |       |       | 11.2%     | 161,048   | 36,435  | 6,300  | 3,854  | 0      | 0      | 0       | 4,452   | 4,620   | 25,919  | 22,638  | 19,523  | 37,307  |
|                    | 曾於市   |       | 0.0%      | 0         | 0       | 0      | 0      | 0      | 0      | 0       | 0       | 0       | 0       | 0       | 0       | 0       |
|                    |       |       | 0.0%      | 0         | 0       | 0      | 0      | 0      | 0      | 0       | 0       | 0       | 0       | 0       | 0       | 0       |
|                    | 霧島市   |       | 0.0%      | 0         | 0       | 0      | 0      | 0      | 0      | 0       | 0       | 0       | 0       | 0       | 0       | 0       |
|                    |       |       | 0.0%      | 0         | 0       | 0      | 0      | 0      | 0      | 0       | 0       | 0       | 0       | 0       | 0       | 0       |
|                    | 鹿児島県内 |       | 0.0%      | 0         | 0       | 0      | 0      | 0      | 0      | 0       | 0       | 0       | 0       | 0       | 0       | 0       |
|                    |       |       | 0.0%      | 0         | 0       | 0      | 0      | 0      | 0      | 0       | 0       | 0       | 0       | 0       | 0       | 0       |
|                    | 熊 本   |       | 87.4%     | 8,511     | 448     | 649    | 92     | 0      | 0      | 0       | 1,852   | 1,514   | 712     | 884     | 955     | 1,405   |
|                    |       |       | 81.2%     | 1,170,564 | 60,690  | 89,093 | 17,535 | 0      | 0      | 0       | 236,775 | 159,391 | 149,153 | 164,871 | 102,113 | 190,943 |
|                    | 大 分   |       | 0.0%      | 0         | 0       | 0      | 0      | 0      | 0      | 0       | 0       | 0       | 0       | 0       | 0       | 0       |
|                    |       |       | 0.0%      | 0         | 0       | 0      | 0      | 0      | 0      | 0       | 0       | 0       | 0       | 0       | 0       | 0       |
|                    | 福 岡   |       | 0.8%      | 77        | 7       | 60     | 0      | 0      | 0      | 0       | 0       | 0       | 0       | 0       | 10      | 0       |
|                    |       |       | 0.8%      | 11,865    | 945     | 9,240  | 0      | 0      | 0      | 0       | 0       | 0       | 0       | 0       | 1,680   | 0       |
|                    | 佐 賀   |       | 0.0%      | 0         | 0       | 0      | 0      | 0      | 0      | 0       | 0       | 0       | 0       | 0       | 0       | 0       |
|                    |       |       | 0.0%      | 0         | 0       | 0      | 0      | 0      | 0      | 0       | 0       | 0       | 0       | 0       | 0       | 0       |
| 長 崎                |       | 0.2%  | 20        | 0         | 0       | 0      | 0      | 0      | 0      | 20      | 0       | 0       | 0       | 0       | 0       |         |
|                    |       | 0.3%  | 4,305     | 0         | 0       | 0      | 0      | 0      | 0      | 4,305   | 0       | 0       | 0       | 0       | 0       |         |
| 沖 縄                |       | 0.0%  | 0         | 0         | 0       | 0      | 0      | 0      | 0      | 0       | 0       | 0       | 0       | 0       | 0       |         |
|                    |       | 0.0%  | 0         | 0         | 0       | 0      | 0      | 0      | 0      | 0       | 0       | 0       | 0       | 0       | 0       |         |
| その他<br>県 外         |       | 2.0%  | 190       | 0         | 0       | 65     | 35     | 55     | 35     | 0       | 0       | 0       | 0       | 0       | 0       |         |
|                    |       | 6.3%  | 90,930    | 0         | 0       | 30,240 | 16,065 | 29,085 | 15,540 | 0       | 0       | 0       | 0       | 0       | 0       |         |

上段:数量Kg

下段:金額円

| 品目名                        | 産地名   | 産地別割合 | 合計         | 4月         | 5月        | 6月        | 7月        | 8月        | 9月        | 10月       | 11月       | 12月       | 1月        | 2月        | 3月        |         |
|----------------------------|-------|-------|------------|------------|-----------|-----------|-----------|-----------|-----------|-----------|-----------|-----------|-----------|-----------|-----------|---------|
| ブ<br>ロ<br>ッ<br>コ<br>リ<br>ー | 合 計   | 100%  | 148,927    | 8,275      | 9,569     | 9,126     | 8,800     | 7,485     | 8,184     | 6,564     | 11,964    | 16,829    | 20,681    | 33,340    | 8,110     |         |
|                            |       | 100%  | 39,625,969 | 2,665,426  | 2,705,189 | 2,588,587 | 2,767,770 | 2,132,149 | 2,840,519 | 2,430,977 | 3,641,492 | 5,886,355 | 5,853,997 | 4,574,355 | 1,539,153 |         |
|                            | 単 価   |       | 266        | 322        | 283       | 284       | 315       | 285       | 347       | 370       | 304       | 350       | 283       | 137       | 190       |         |
|                            |       |       | 93.2%      | 107.4%     | 103.3%    | 137.1%    | 130.6%    | 96.2%     | 81.3%     | 63.8%     | 60.4%     | 73.3%     | 130.0%    | 156.8%    | 37.9%     |         |
|                            | 前年対比  |       | 89.0%      | 123.1%     | 135.9%    | 105.8%    | 118.6%    | 90.4%     | 73.8%     | 63.0%     | 92.5%     | 103.3%    | 117.7%    | 76.5%     | 31.3%     |         |
|                            |       |       | 0.4%       | 599        | 299       | 65        | 0         | 0         | 0         | 0         | 0         | 40        | 77        | 56        | 62        | 0       |
|                            | 市 内   |       | 0.2%       | 78,605     | 30,125    | 9,629     | 0         | 0         | 0         | 0         | 0         | 9,765     | 18,585    | 6,878     | 3,623     | 0       |
|                            |       |       | 0.1%       | 128        | 0         | 0         | 0         | 0         | 0         | 0         | 0         | 60        | 68        | 0         | 0         | 0       |
|                            | 三股町   |       | 0.1%       | 34,020     | 0         | 0         | 0         | 0         | 0         | 0         | 0         | 13,125    | 20,895    | 0         | 0         | 0       |
|                            |       |       | 0.2%       | 240        | 0         | 0         | 240       | 0         | 0         | 0         | 0         | 0         | 0         | 0         | 0         | 0       |
|                            | 西諸島郡  |       | 0.1%       | 31,395     | 0         | 0         | 31,395    | 0         | 0         | 0         | 0         | 0         | 0         | 0         | 0         | 0       |
|                            |       |       | 14.4%      | 21,472     | 701       | 684       | 557       | 4         | 9         | 78        | 14        | 3,171     | 3,872     | 1,858     | 6,826     | 3,698   |
|                            | 県 内   |       | 11.7%      | 4,625,170  | 184,086   | 197,211   | 186,575   | 32        | 840       | 37,439    | 4,620     | 739,957   | 1,295,869 | 507,066   | 876,545   | 594,930 |
|                            |       |       | 0.0%       | 38         | 0         | 2         | 0         | 0         | 0         | 0         | 0         | 0         | 2         | 16        | 18        | 0       |
|                            | 曾於市   |       | 0.0%       | 7,099      | 0         | 210       | 0         | 0         | 0         | 0         | 0         | 0         | 473       | 4,305     | 2,111     | 0       |
|                            |       |       | 0.1%       | 170        | 0         | 170       | 0         | 0         | 0         | 0         | 0         | 0         | 0         | 0         | 0         | 0       |
|                            | 霧島市   |       | 0.0%       | 15,750     | 0         | 15,750    | 0         | 0         | 0         | 0         | 0         | 0         | 0         | 0         | 0         | 0       |
|                            |       |       | 45.2%      | 67,329     | 0         | 1,518     | 752       | 347       | 0         | 45        | 503       | 5,476     | 12,315    | 18,599    | 26,314    | 1,460   |
|                            | 鹿児島県内 |       | 40.5%      | 16,057,917 | 0         | 326,067   | 120,215   | 111,531   | 0         | 17,325    | 127,507   | 1,694,700 | 4,384,633 | 5,284,613 | 3,672,651 | 318,675 |
|                            |       |       | 2.8%       | 4,226      | 852       | 240       | 0         | 140       | 128       | 12        | 48        | 1,527     | 335       | 120       | 120       | 704     |
|                            | 熊 本   |       | 3.4%       | 1,359,091  | 288,446   | 71,190    | 0         | 33,600    | 34,776    | 4,725     | 12,968    | 572,031   | 99,750    | 41,055    | 19,425    | 181,125 |
|                            |       |       | 0.0%       | 0          | 0         | 0         | 0         | 0         | 0         | 0         | 0         | 0         | 0         | 0         | 0         | 0       |
|                            | 大 分   |       | 0.0%       | 0          | 0         | 0         | 0         | 0         | 0         | 0         | 0         | 0         | 0         | 0         | 0         | 0       |
|                            |       |       | 0.8%       | 1,124      | 160       | 0         | 28        | 0         | 0         | 0         | 0         | 0         | 0         | 0         | 0         | 936     |
|                            | 福 岡   |       | 0.7%       | 277,347    | 52,500    | 0         | 12,852    | 0         | 0         | 0         | 0         | 0         | 0         | 0         | 0         | 211,995 |
|                            |       |       | 0.0%       | 32         | 0         | 0         | 0         | 0         | 0         | 0         | 0         | 32        | 0         | 0         | 0         | 0       |
|                            | 佐 賀   |       | 0.0%       | 11,340     | 0         | 0         | 0         | 0         | 0         | 0         | 0         | 11,340    | 0         | 0         | 0         | 0       |
|                            |       |       | 0.9%       | 1,304      | 176       | 24        | 0         | 0         | 0         | 0         | 8         | 32        | 160       | 32        | 0         | 872     |
| 長 崎                        |       | 0.8%  | 334,047    | 61,908     | 9,072     | 0         | 0         | 0         | 0         | 2,730     | 10,920    | 66,150    | 10,080    | 0         | 173,187   |         |
|                            |       | 0.0%  | 0          | 0          | 0         | 0         | 0         | 0         | 0         | 0         | 0         | 0         | 0         | 0         | 0         |         |
| 沖 縄                        |       | 0.0%  | 0          | 0          | 0         | 0         | 0         | 0         | 0         | 0         | 0         | 0         | 0         | 0         | 0         |         |
|                            |       | 35.1% | 52,265     | 6,087      | 6,866     | 7,549     | 8,309     | 7,348     | 8,049     | 5,991     | 1,626     | 0         | 0         | 0         | 440       |         |
| その他<br>県 外                 |       | 42.4% | 16,794,188 | 2,048,361  | 2,076,060 | 2,237,550 | 2,622,607 | 2,096,533 | 2,781,030 | 2,283,152 | 589,654   | 0         | 0         | 0         | 59,241    |         |

上段:数量Kg

下段:金額円

| 品目名         | 産地名   | 産地別割合      | 合計         | 4月        | 5月        | 6月        | 7月        | 8月        | 9月        | 10月       | 11月       | 12月        | 1月        | 2月        | 3月        |
|-------------|-------|------------|------------|-----------|-----------|-----------|-----------|-----------|-----------|-----------|-----------|------------|-----------|-----------|-----------|
| レ<br>タ<br>ス | 合 計   | 100%       | 480,391    | 40,260    | 52,613    | 46,665    | 42,950    | 37,804    | 37,613    | 42,692    | 37,737    | 36,610     | 21,617    | 29,720    | 54,110    |
|             |       | 100%       | 70,475,429 | 5,218,684 | 5,714,355 | 7,947,302 | 5,096,668 | 5,468,691 | 5,088,010 | 5,215,060 | 4,580,556 | 10,777,300 | 6,935,121 | 4,455,822 | 3,977,860 |
|             | 単 価   |            | 147        | 130       | 109       | 170       | 119       | 145       | 135       | 122       | 121       | 294        | 321       | 150       | 74        |
|             | 前年対比  |            | 88.8%      | 62.6%     | 78.4%     | 86.6%     | 89.8%     | 84.6%     | 95.1%     | 98.4%     | 85.0%     | 94.5%      | 59.0%     | 101.4%    | 173.8%    |
|             |       |            | 75.2%      | 89.9%     | 76.2%     | 85.0%     | 98.3%     | 53.7%     | 30.6%     | 70.7%     | 125.5%    | 183.3%     | 93.5%     | 60.5%     | 54.2%     |
|             | 市 内   | 18.0%      | 86,677     | 12,438    | 34,914    | 12,389    | 50        | 0         | 0         | 24        | 2,103     | 5,152      | 2,793     | 5,984     | 10,830    |
|             |       | 15.7%      | 11,073,778 | 1,508,010 | 3,819,483 | 1,494,624 | 4,200     | 0         | 0         | 5,880     | 303,135   | 1,210,545  | 901,950   | 1,082,183 | 743,768   |
|             | 三股町   | 0.1%       | 276        | 0         | 54        | 112       | 0         | 0         | 0         | 0         | 0         | 0          | 0         | 0         | 110       |
|             |       | 0.0%       | 13,493     | 0         | 2,993     | 3,255     | 0         | 0         | 0         | 0         | 0         | 0          | 0         | 0         | 7,245     |
|             | 西諸県郡  | 0.3%       | 1,576      | 0         | 0         | 0         | 0         | 0         | 0         | 0         | 0         | 0          | 0         | 0         | 1,576     |
|             |       | 0.2%       | 155,747    | 0         | 0         | 0         | 0         | 0         | 0         | 0         | 0         | 0          | 0         | 0         | 155,747   |
|             | 県 内   | 16.6%      | 79,797     | 6,492     | 2,915     | 378       | 536       | 814       | 208       | 8,544     | 11,412    | 9,194      | 14,034    | 14,936    | 10,334    |
|             |       | 17.6%      | 12,435,209 | 740,251   | 218,977   | 43,470    | 73,736    | 111,248   | 44,194    | 795,444   | 1,129,805 | 2,089,708  | 4,470,350 | 2,010,074 | 707,952   |
|             | 曾於市   | 0.0%       | 0          | 0         | 0         | 0         | 0         | 0         | 0         | 0         | 0         | 0          | 0         | 0         | 0         |
|             |       | 0.0%       | 0          | 0         | 0         | 0         | 0         | 0         | 0         | 0         | 0         | 0          | 0         | 0         | 0         |
|             | 霧島市   | 0.0%       | 0          | 0         | 0         | 0         | 0         | 0         | 0         | 0         | 0         | 0          | 0         | 0         | 0         |
|             |       | 0.0%       | 0          | 0         | 0         | 0         | 0         | 0         | 0         | 0         | 0         | 0          | 0         | 0         | 0         |
|             | 鹿児島県内 | 9.1%       | 43,703     | 0         | 0         | 6,044     | 9,920     | 12,470    | 9,995     | 3,444     | 1,330     | 500        | 0         | 0         | 0         |
|             |       | 8.3%       | 5,864,534  | 0         | 0         | 975,870   | 1,149,592 | 1,629,894 | 1,306,358 | 526,050   | 194,240   | 82,530     | 0         | 0         | 0         |
|             | 熊 本   | 1.6%       | 7,552      | 1,550     | 350       | 420       | 500       | 740       | 480       | 1,390     | 242       | 200        | 0         | 710       | 970       |
|             |       | 0.9%       | 610,419    | 124,898   | 6,195     | 13,755    | 38,325    | 92,453    | 11,445    | 163,170   | 35,490    | 31,500     | 0         | 49,245    | 43,943    |
|             | 大 分   | 0.0%       | 0          | 0         | 0         | 0         | 0         | 0         | 0         | 0         | 0         | 0          | 0         | 0         | 0         |
|             |       | 0.0%       | 0          | 0         | 0         | 0         | 0         | 0         | 0         | 0         | 0         | 0          | 0         | 0         | 0         |
|             | 福 岡   | 0.8%       | 4,036      | 2,450     | 120       | 712       | 754       | 0         | 0         | 0         | 0         | 0          | 0         | 0         | 0         |
|             |       | 0.9%       | 612,255    | 345,345   | 21,525    | 164,063   | 81,322    | 0         | 0         | 0         | 0         | 0          | 0         | 0         | 0         |
|             | 佐 賀   | 0.0%       | 0          | 0         | 0         | 0         | 0         | 0         | 0         | 0         | 0         | 0          | 0         | 0         | 0         |
|             |       | 0.0%       | 0          | 0         | 0         | 0         | 0         | 0         | 0         | 0         | 0         | 0          | 0         | 0         | 0         |
|             | 長 崎   | 28.7%      | 137,854    | 17,330    | 14,080    | 0         | 0         | 0         | 0         | 19,060    | 22,650    | 21,564     | 4,790     | 8,090     | 30,290    |
| 30.7%       |       | 21,615,885 | 2,500,180  | 1,607,277 | 0         | 0         | 0         | 0         | 2,031,179 | 2,917,886 | 7,363,017 | 1,562,821  | 1,314,320 | 2,319,205 |           |
| 沖 縄         | 0.0%  | 0          | 0          | 0         | 0         | 0         | 0         | 0         | 0         | 0         | 0         | 0          | 0         | 0         |           |
|             | 0.0%  | 0          | 0          | 0         | 0         | 0         | 0         | 0         | 0         | 0         | 0         | 0          | 0         | 0         |           |
| その他<br>県 外  | 24.8% | 118,920    | 0          | 180       | 26,610    | 31,190    | 23,780    | 26,930    | 10,230    | 0         | 0         | 0          | 0         | 0         |           |
|             | 25.7% | 18,094,109 | 0          | 37,905    | 5,252,265 | 3,749,493 | 3,635,096 | 3,726,013 | 1,693,337 | 0         | 0         | 0          | 0         | 0         |           |



上段:数量Kg

下段:金額円

| 品目名                        | 産地名   | 産地別割合 | 合計        | 4月        | 5月      | 6月      | 7月      | 8月      | 9月      | 10月     | 11月     | 12月       | 1月        | 2月      | 3月      |         |
|----------------------------|-------|-------|-----------|-----------|---------|---------|---------|---------|---------|---------|---------|-----------|-----------|---------|---------|---------|
| サ<br>ニ<br>ー<br>レ<br>タ<br>ス | 合 計   | 100%  | 40,021    | 2,432     | 3,178   | 3,620   | 3,960   | 5,916   | 4,264   | 3,644   | 2,624   | 3,527     | 1,927     | 2,226   | 2,704   |         |
|                            |       | 100%  | 7,985,306 | 504,065   | 470,422 | 591,713 | 600,261 | 693,430 | 566,325 | 603,092 | 627,547 | 1,597,830 | 935,332   | 526,009 | 269,280 |         |
|                            | 単 価   |       |           | 200       | 207     | 148     | 163     | 152     | 117     | 133     | 166     | 239       | 453       | 486     | 236     | 100     |
|                            |       |       |           | 100.0%    | 72.6%   | 88.4%   | 92.7%   | 87.0%   | 129.3%  | 131.9%  | 109.5%  | 92.4%     | 107.3%    | 77.6%   | 101.1%  | 101.6%  |
|                            | 前年対比  |       |           | 76.5%     | 90.0%   | 92.5%   | 90.4%   | 91.5%   | 45.6%   | 36.4%   | 78.8%   | 109.9%    | 199.4%    | 99.7%   | 52.6%   | 29.9%   |
|                            |       |       |           |           |         |         |         |         |         |         |         |           |           |         |         |         |
|                            | 市 内   |       | 3.2%      | 1,294     | 0       | 86      | 240     | 0       | 0       | 0       | 36      | 585       | 346       | 0       | 0       | 0       |
|                            |       |       | 4.5%      | 360,545   | 0       | 8,820   | 42,053  | 0       | 0       | 0       | 6,300   | 144,832   | 158,540   | 0       | 0       | 0       |
|                            | 三股町   |       | 0.5%      | 188       | 0       | 0       | 0       | 0       | 0       | 0       | 0       | 0         | 116       | 59      | 14      | 0       |
|                            |       |       | 1.1%      | 91,745    | 0       | 0       | 0       | 0       | 0       | 0       | 0       | 0         | 64,497    | 24,885  | 2,363   | 0       |
|                            | 西諸県郡  |       | 0.0%      | 0         | 0       | 0       | 0       | 0       | 0       | 0       | 0       | 0         | 0         | 0       | 0       | 0       |
|                            |       |       | 0.0%      | 0         | 0       | 0       | 0       | 0       | 0       | 0       | 0       | 0         | 0         | 0       | 0       | 0       |
|                            | 県 内   |       | 7.4%      | 2,947     | 424     | 452     | 144     | 248     | 208     | 112     | 160     | 211       | 360       | 252     | 376     | 0       |
|                            |       |       | 14.8%     | 1,179,047 | 139,125 | 113,558 | 36,960  | 61,688  | 37,485  | 24,623  | 43,575  | 85,208    | 289,065   | 209,265 | 138,495 | 0       |
|                            | 曾於市   |       | 0.1%      | 52        | 12      | 36      | 0       | 0       | 0       | 0       | 0       | 0         | 4         | 0       | 0       | 0       |
|                            |       |       | 0.1%      | 5,402     | 1,050   | 3,176   | 0       | 0       | 0       | 0       | 0       | 0         | 1,176     | 0       | 0       | 0       |
|                            | 霧島市   |       | 0.0%      | 0         | 0       | 0       | 0       | 0       | 0       | 0       | 0       | 0         | 0         | 0       | 0       | 0       |
|                            |       |       | 0.0%      | 0         | 0       | 0       | 0       | 0       | 0       | 0       | 0       | 0         | 0         | 0       | 0       | 0       |
|                            | 鹿児島県内 |       | 5.4%      | 2,180     | 0       | 0       | 348     | 360     | 508     | 480     | 384     | 100       | 0         | 0       | 0       | 0       |
|                            |       |       | 6.0%      | 481,269   | 0       | 0       | 78,593  | 83,948  | 103,635 | 112,455 | 74,813  | 27,825    | 0         | 0       | 0       | 0       |
|                            | 熊 本   |       | 0.3%      | 132       | 20      | 0       | 0       | 0       | 40      | 0       | 40      | 32        | 0         | 0       | 0       | 0       |
|                            |       |       | 0.5%      | 38,588    | 7,665   | 0       | 0       | 0       | 4,410   | 0       | 13,493  | 13,020    | 0         | 0       | 0       | 0       |
|                            | 大 分   |       | 0.0%      | 0         | 0       | 0       | 0       | 0       | 0       | 0       | 0       | 0         | 0         | 0       | 0       | 0       |
|                            |       |       | 0.0%      | 0         | 0       | 0       | 0       | 0       | 0       | 0       | 0       | 0         | 0         | 0       | 0       | 0       |
|                            | 福 岡   |       | 45.5%     | 18,220    | 1,976   | 2,604   | 1,152   | 176     | 0       | 0       | 1,840   | 1,696     | 2,700     | 1,616   | 1,836   | 2,624   |
|                            |       |       | 50.3%     | 4,017,621 | 356,225 | 344,868 | 192,196 | 37,433  | 0       | 0       | 303,197 | 356,662   | 1,084,552 | 701,182 | 385,151 | 256,155 |
|                            | 佐 賀   |       | 0.0%      | 0         | 0       | 0       | 0       | 0       | 0       | 0       | 0       | 0         | 0         | 0       | 0       | 0       |
|                            |       |       | 0.0%      | 0         | 0       | 0       | 0       | 0       | 0       | 0       | 0       | 0         | 0         | 0       | 0       | 0       |
| 長 崎                        |       | 0.2%  | 80        | 0         | 0       | 0       | 0       | 0       | 0       | 0       | 0       | 0         | 0         | 0       | 80      |         |
|                            |       | 0.2%  | 13,125    | 0         | 0       | 0       | 0       | 0       | 0       | 0       | 0       | 0         | 0         | 0       | 13,125  |         |
| 沖 縄                        |       | 0.0%  | 0         | 0         | 0       | 0       | 0       | 0       | 0       | 0       | 0       | 0         | 0         | 0       | 0       |         |
|                            |       | 0.0%  | 0         | 0         | 0       | 0       | 0       | 0       | 0       | 0       | 0       | 0         | 0         | 0       | 0       |         |
| その他<br>県 外                 |       | 37.3% | 14,928    | 0         | 0       | 1,736   | 3,176   | 5,160   | 3,672   | 1,184   | 0       | 0         | 0         | 0       | 0       |         |
|                            |       | 22.5% | 1,797,964 | 0         | 0       | 241,911 | 417,192 | 547,900 | 429,247 | 161,714 | 0       | 0         | 0         | 0       | 0       |         |

上段:数量Kg

下段:金額円

| 品目名         | 産地名   | 産地別割合     | 合計         | 4月      | 5月        | 6月      | 7月      | 8月      | 9月        | 10月       | 11月     | 12月       | 1月      | 2月      | 3月      |   |
|-------------|-------|-----------|------------|---------|-----------|---------|---------|---------|-----------|-----------|---------|-----------|---------|---------|---------|---|
| パ<br>セ<br>リ | 合 計   | 100%      | 5,673      | 482     | 457       | 461     | 446     | 599     | 499       | 449       | 391     | 661       | 289     | 351     | 588     |   |
|             |       | 100%      | 10,309,795 | 248,012 | 1,076,825 | 527,254 | 454,985 | 988,890 | 1,213,743 | 1,157,825 | 448,487 | 2,806,935 | 750,880 | 351,288 | 284,671 |   |
|             | 単 価   |           | 1,817      | 515     | 2,357     | 1,144   | 1,019   | 1,651   | 2,434     | 2,576     | 1,148   | 4,244     | 2,599   | 1,001   | 484     |   |
|             | 前年対比  |           | 90.8%      | 62.6%   | 78.4%     | 100.2%  | 86.3%   | 86.8%   | 119.7%    | 115.8%    | 89.2%   | 85.7%     | 85.0%   | 87.9%   | 123.6%  |   |
|             |       |           | 114.3%     | 29.4%   | 147.5%    | 67.5%   | 81.0%   | 142.6%  | 108.7%    | 120.8%    | 148.6%  | 214.9%    | 157.9%  | 49.5%   | 52.4%   |   |
|             | 市 内   | 0.0%      | 2          | 0       | 2         | 0       | 0       | 0       | 0         | 0         | 0       | 0         | 0       | 0       | 0       | 0 |
|             |       | 0.0%      | 525        | 0       | 525       | 0       | 0       | 0       | 0         | 0         | 0       | 0         | 0       | 0       | 0       | 0 |
|             | 三股町   | 0.0%      | 0          | 0       | 0         | 0       | 0       | 0       | 0         | 0         | 0       | 0         | 0       | 0       | 0       | 0 |
|             |       | 0.0%      | 0          | 0       | 0         | 0       | 0       | 0       | 0         | 0         | 0       | 0         | 0       | 0       | 0       | 0 |
|             | 西諸県郡  | 0.2%      | 11         | 0       | 2         | 0       | 0       | 0       | 0         | 1         | 0       | 0         | 3       | 0       | 5       | 0 |
|             |       | 0.2%      | 23,258     | 0       | 7,350     | 0       | 0       | 0       | 0         | 3,675     | 0       | 0         | 4,620   | 0       | 7,613   | 0 |
|             | 県 内   | 49.2%     | 2,791      | 315     | 212       | 54      | 185     | 207     | 274       | 399       | 369     | 317       | 161     | 175     | 123     |   |
|             |       | 51.3%     | 5,283,930  | 164,349 | 465,599   | 83,884  | 188,719 | 352,755 | 727,597   | 975,259   | 438,122 | 1,204,578 | 399,507 | 194,225 | 89,336  |   |
|             | 曾於市   | 0.0%      | 1          | 1       | 0         | 0       | 0       | 0       | 0         | 0         | 0       | 0         | 0       | 0       | 0       | 0 |
|             |       | 0.0%      | 168        | 168     | 0         | 0       | 0       | 0       | 0         | 0         | 0       | 0         | 0       | 0       | 0       | 0 |
|             | 霧島市   | 0.0%      | 0          | 0       | 0         | 0       | 0       | 0       | 0         | 0         | 0       | 0         | 0       | 0       | 0       | 0 |
|             |       | 0.0%      | 0          | 0       | 0         | 0       | 0       | 0       | 0         | 0         | 0       | 0         | 0       | 0       | 0       | 0 |
|             | 鹿児島県内 | 0.0%      | 0          | 0       | 0         | 0       | 0       | 0       | 0         | 0         | 0       | 0         | 0       | 0       | 0       | 0 |
|             |       | 0.0%      | 0          | 0       | 0         | 0       | 0       | 0       | 0         | 0         | 0       | 0         | 0       | 0       | 0       | 0 |
|             | 熊 本   | 15.6%     | 888        | 132     | 85        | 100     | 41      | 47      | 0         | 0         | 18      | 60        | 45      | 140     | 220     |   |
|             |       | 10.2%     | 1,054,270  | 69,167  | 190,335   | 95,865  | 33,842  | 35,628  | 0         | 0         | 7,141   | 281,590   | 83,215  | 119,724 | 137,763 |   |
|             | 大 分   | 5.9%      | 336        | 9       | 49        | 122     | 61      | 0       | 0         | 0         | 4       | 83        | 8       | 0       | 0       |   |
|             |       | 7.3%      | 747,814    | 4,536   | 129,324   | 130,247 | 58,396  | 0       | 0         | 0         | 3,224   | 373,472   | 48,615  | 0       | 0       |   |
|             | 福 岡   | 11.5%     | 652        | 20      | 35        | 170     | 63      | 0       | 0         | 0         | 0       | 23        | 65      | 31      | 245     |   |
|             |       | 7.1%      | 728,181    | 7,508   | 76,983    | 200,900 | 73,315  | 0       | 0         | 0         | 0       | 96,821    | 185,356 | 29,726  | 57,572  |   |
|             | 佐 賀   | 0.0%      | 0          | 0       | 0         | 0       | 0       | 0       | 0         | 0         | 0       | 0         | 0       | 0       | 0       | 0 |
|             |       | 0.0%      | 0          | 0       | 0         | 0       | 0       | 0       | 0         | 0         | 0       | 0         | 0       | 0       | 0       | 0 |
|             | 長 崎   | 0.0%      | 0          | 0       | 0         | 0       | 0       | 0       | 0         | 0         | 0       | 0         | 0       | 0       | 0       | 0 |
| 0.0%        |       | 0         | 0          | 0       | 0         | 0       | 0       | 0       | 0         | 0         | 0       | 0         | 0       | 0       | 0       |   |
| 沖 縄         | 0.0%  | 0         | 0          | 0       | 0         | 0       | 0       | 0       | 0         | 0         | 0       | 0         | 0       | 0       | 0       |   |
|             | 0.0%  | 0         | 0          | 0       | 0         | 0       | 0       | 0       | 0         | 0         | 0       | 0         | 0       | 0       | 0       |   |
| その他<br>県 外  | 17.5% | 993       | 5          | 72      | 15        | 96      | 345     | 224     | 50        | 0         | 175     | 10        | 0       | 0       |         |   |
|             | 24.0% | 2,471,649 | 2,284      | 206,709 | 16,358    | 100,713 | 600,507 | 482,471 | 182,566   | 0         | 845,854 | 34,187    | 0       | 0       |         |   |

上段:数量Kg

下段:金額円

| 品目名       | 産地名   | 産地別割合 | 合計         | 4月         | 5月        | 6月        | 7月        | 8月        | 9月        | 10月       | 11月       | 12月       | 1月        | 2月        | 3月        |           |
|-----------|-------|-------|------------|------------|-----------|-----------|-----------|-----------|-----------|-----------|-----------|-----------|-----------|-----------|-----------|-----------|
| 椎<br>茸    | 合計    | 100%  | 70,280     | 5,923      | 6,073     | 4,990     | 4,455     | 4,626     | 4,170     | 6,901     | 9,390     | 8,630     | 5,208     | 5,306     | 4,609     |           |
|           |       | 100%  | 46,778,055 | 3,397,052  | 3,651,825 | 3,078,471 | 2,709,832 | 2,642,583 | 3,232,050 | 4,970,027 | 6,052,826 | 6,252,276 | 4,253,394 | 3,635,491 | 2,902,228 |           |
|           | 単価    |       | 666        | 574        | 601       | 617       | 608       | 571       | 775       | 720       | 645       | 724       | 817       | 685       | 630       |           |
|           | 前年対比  |       | 76.0%      | 66.5%      | 86.3%     | 84.4%     | 74.2%     | 72.6%     | 73.6%     | 90.4%     | 98.0%     | 76.3%     | 65.3%     | 61.8%     | 61.9%     |           |
|           |       |       | 75.3%      | 62.0%      | 86.5%     | 74.2%     | 68.1%     | 75.3%     | 79.9%     | 88.4%     | 83.6%     | 80.1%     | 64.3%     | 64.6%     | 75.8%     |           |
|           | 市内    |       | 76.4%      | 53,710     | 5,036     | 5,723     | 4,695     | 4,202     | 4,465     | 3,849     | 5,541     | 5,016     | 4,460     | 3,590     | 3,527     | 3,607     |
|           |       |       | 75.9%      | 35,490,564 | 2,924,209 | 3,437,016 | 2,806,699 | 2,506,688 | 2,473,406 | 2,873,742 | 3,985,740 | 3,186,810 | 3,423,291 | 3,027,297 | 2,510,915 | 2,334,751 |
|           | 三股町   |       | 0.4%       | 261        | -25       | 0         | 0         | 0         | 0         | 0         | 6         | 70        | 72        | 5         | 95        | 37        |
|           |       |       | 0.4%       | 164,477    | -18,333   | 0         | 0         | 0         | 0         | 0         | 4,757     | 45,026    | 58,203    | 3,371     | 56,091    | 15,362    |
|           | 西諸県郡  |       | 0.6%       | 426        | 0         | 0         | 0         | 0         | 0         | 3         | 7         | 158       | 108       | 106       | 44        | 0         |
|           |       |       | 0.8%       | 371,559    | 0         | 0         | 0         | 0         | 0         | 4,079     | 6,080     | 89,303    | 68,712    | 179,928   | 23,457    | 0         |
|           | 県内    |       | 8.7%       | 6,125      | 218       | 185       | 295       | 193       | 157       | 278       | 158       | 2,001     | 1,700     | 386       | 377       | 176       |
|           |       |       | 10.9%      | 5,085,367  | 196,187   | 206,199   | 271,772   | 180,044   | 162,205   | 320,282   | 195,052   | 1,465,927 | 1,427,427 | 298,157   | 262,133   | 99,982    |
|           | 曾於市   |       | 5.8%       | 4,050      | 188       | 0         | 0         | 0         | 4         | 40        | 836       | 1,000     | 369       | 433       | 675       | 506       |
|           |       |       | 6.0%       | 2,825,441  | 100,571   | 0         | 0         | 0         | 6,972     | 33,947    | 603,281   | 660,060   | 274,808   | 377,130   | 442,467   | 326,205   |
|           | 霧島市   |       | 0.6%       | 455        | 0         | 0         | 0         | 0         | 0         | 40        | 194       | 58        | 48        | 64        | 51        |           |
|           |       |       | 0.5%       | 214,916    | 0         | 0         | 0         | 0         | 0         | 21,189    | 65,521    | 20,916    | 36,425    | 38,420    | 32,445    |           |
|           | 鹿児島県内 |       | 2.1%       | 1,455      | 60        | 0         | 0         | 0         | 0         | 148       | 458       | 318       | 145       | 219       | 108       |           |
|           |       |       | 2.4%       | 1,136,714  | 35,553    | 0         | 0         | 0         | 0         | 108,253   | 350,024   | 264,550   | 137,461   | 177,315   | 63,558    |           |
|           | 熊本    |       | 0.1%       | 45         | 0         | 0         | 0         | 0         | 0         | 0         | 0         | 45        | 0         | 0         | 0         |           |
|           |       |       | 0.1%       | 35,438     | 0         | 0         | 0         | 0         | 0         | 0         | 0         | 35,438    | 0         | 0         | 0         |           |
|           | 大分    |       | 0.0%       | 0          | 0         | 0         | 0         | 0         | 0         | 0         | 0         | 0         | 0         | 0         | 0         | 0         |
|           |       |       | 0.0%       | 0          | 0         | 0         | 0         | 0         | 0         | 0         | 0         | 0         | 0         | 0         | 0         | 0         |
|           | 福岡    |       | 0.0%       | 0          | 0         | 0         | 0         | 0         | 0         | 0         | 0         | 0         | 0         | 0         | 0         | 0         |
|           |       |       | 0.0%       | 0          | 0         | 0         | 0         | 0         | 0         | 0         | 0         | 0         | 0         | 0         | 0         | 0         |
|           | 佐賀    |       | 0.0%       | 0          | 0         | 0         | 0         | 0         | 0         | 0         | 0         | 0         | 0         | 0         | 0         | 0         |
|           |       |       | 0.0%       | 0          | 0         | 0         | 0         | 0         | 0         | 0         | 0         | 0         | 0         | 0         | 0         | 0         |
| 長崎        |       | 0.1%  | 60         | 0          | 0         | 0         | 60        | 0         | 0         | 0         | 0         | 0         | 0         | 0         | 0         |           |
|           |       | 0.0%  | 23,100     | 0          | 0         | 0         | 23,100    | 0         | 0         | 0         | 0         | 0         | 0         | 0         | 0         |           |
| 沖縄        |       | 0.0%  | 0          | 0          | 0         | 0         | 0         | 0         | 0         | 0         | 0         | 0         | 0         | 0         | 0         |           |
|           |       | 0.0%  | 0          | 0          | 0         | 0         | 0         | 0         | 0         | 0         | 0         | 0         | 0         | 0         | 0         |           |
| その他<br>県外 |       | 5.3%  | 3,694      | 445        | 165       | 0         | 0         | 0         | 0         | 165       | 494       | 1,500     | 495       | 305       | 125       |           |
|           |       | 3.1%  | 1,430,479  | 158,865    | 8,610     | 0         | 0         | 0         | 0         | 45,675    | 190,155   | 678,931   | 193,625   | 124,693   | 29,925    |           |

上段:数量Kg

下段:金額円

| 品目名   | 産地名   | 産地別割合 | 合計         | 4月         | 5月        | 6月        | 7月        | 8月        | 9月        | 10月       | 11月       | 12月       | 1月        | 2月        | 3月        |           |
|-------|-------|-------|------------|------------|-----------|-----------|-----------|-----------|-----------|-----------|-----------|-----------|-----------|-----------|-----------|-----------|
| えのき茸  | 合計    | 100%  | 199,464    | 17,900     | 17,515    | 15,197    | 11,598    | 15,307    | 15,860    | 17,855    | 18,024    | 24,245    | 12,956    | 17,009    | 16,000    |           |
|       |       | 100%  | 46,990,578 | 2,667,986  | 2,897,075 | 2,863,285 | 2,511,212 | 1,972,492 | 2,804,884 | 5,727,599 | 5,434,251 | 8,784,533 | 4,260,544 | 4,029,300 | 3,037,417 |           |
|       | 単価    |       | 236        | 149        | 165       | 188       | 217       | 129       | 177       | 321       | 302       | 362       | 329       | 237       | 190       |           |
|       |       |       | 80.1%      | 55.7%      | 82.4%     | 78.0%     | 75.5%     | 83.3%     | 72.8%     | 81.4%     | 76.0%     | 97.9%     | 84.7%     | 90.4%     | 99.8%     |           |
|       | 前年対比  |       | 73.3%      | 55.5%      | 86.4%     | 68.3%     | 72.8%     | 72.6%     | 55.8%     | 91.0%     | 71.0%     | 85.1%     | 63.8%     | 69.2%     | 80.9%     |           |
|       |       |       | 1.1%       | 2,235      | 0         | 0         | 0         | 0         | 0         | 0         | 0         | 0         | 0         | 0         | 0         | 2,235     |
|       | 市内    |       | 1.1%       | 500,535    | 0         | 0         | 0         | 0         | 0         | 0         | 0         | 0         | 0         | 0         | 0         | 500,535   |
|       |       |       | 0.0%       | 0          | 0         | 0         | 0         | 0         | 0         | 0         | 0         | 0         | 0         | 0         | 0         | 0         |
|       | 三股町   |       | 0.0%       | 0          | 0         | 0         | 0         | 0         | 0         | 0         | 0         | 0         | 0         | 0         | 0         | 0         |
|       |       |       | 14.0%      | 28,005     | 2,220     | 2,075     | 2,140     | 2,255     | 3,070     | 2,345     | 2,945     | 2,715     | 2,625     | 2,570     | 2,485     | 560       |
|       | 西諸県郡  |       | 12.5%      | 5,864,144  | 307,288   | 312,591   | 353,220   | 389,080   | 335,637   | 372,489   | 847,250   | 700,406   | 824,095   | 804,355   | 522,173   | 95,560    |
|       |       |       | 79.8%      | 159,152    | 11,880    | 14,955    | 12,502    | 9,043     | 12,237    | 13,515    | 14,277    | 14,185    | 19,195    | 9,636     | 14,524    | 13,205    |
|       | 県内    |       | 81.9%      | 38,481,831 | 1,906,519 | 2,505,996 | 2,415,565 | 2,086,631 | 1,636,855 | 2,432,395 | 4,687,881 | 4,418,790 | 7,189,213 | 3,253,537 | 3,507,127 | 2,441,322 |
|       |       |       | 0.0%       | 0          | 0         | 0         | 0         | 0         | 0         | 0         | 0         | 0         | 0         | 0         | 0         | 0         |
|       | 曾於市   |       | 0.0%       | 0          | 0         | 0         | 0         | 0         | 0         | 0         | 0         | 0         | 0         | 0         | 0         | 0         |
|       |       |       | 0.0%       | 0          | 0         | 0         | 0         | 0         | 0         | 0         | 0         | 0         | 0         | 0         | 0         | 0         |
|       | 霧島市   |       | 0.0%       | 0          | 0         | 0         | 0         | 0         | 0         | 0         | 0         | 0         | 0         | 0         | 0         | 0         |
|       |       |       | 0.0%       | 0          | 0         | 0         | 0         | 0         | 0         | 0         | 0         | 0         | 0         | 0         | 0         | 0         |
|       | 鹿児島県内 |       | 4.0%       | 7,940      | 2,000     | 485       | 550       | 0         | 0         | 0         | 610       | 1,120     | 2,425     | 750       | 0         | 0         |
|       |       |       | 4.0%       | 1,892,895  | 246,542   | 78,488    | 94,500    | 0         | 0         | 0         | 184,433   | 315,055   | 771,225   | 202,652   | 0         | 0         |
|       | 熊本    |       | 0.3%       | 500        | 500       | 0         | 0         | 0         | 0         | 0         | 0         | 0         | 0         | 0         | 0         | 0         |
|       |       |       | 0.1%       | 52,500     | 52,500    | 0         | 0         | 0         | 0         | 0         | 0         | 0         | 0         | 0         | 0         | 0         |
|       | 大分    |       | 0.0%       | 0          | 0         | 0         | 0         | 0         | 0         | 0         | 0         | 0         | 0         | 0         | 0         | 0         |
|       |       |       | 0.0%       | 0          | 0         | 0         | 0         | 0         | 0         | 0         | 0         | 0         | 0         | 0         | 0         | 0         |
|       | 福岡    |       | 0.7%       | 1,300      | 1,300     | 0         | 0         | 0         | 0         | 0         | 0         | 0         | 0         | 0         | 0         | 0         |
|       |       |       | 0.3%       | 155,137    | 155,137   | 0         | 0         | 0         | 0         | 0         | 0         | 0         | 0         | 0         | 0         | 0         |
|       | 佐賀    |       | 0.0%       | 0          | 0         | 0         | 0         | 0         | 0         | 0         | 0         | 0         | 0         | 0         | 0         | 0         |
|       |       |       | 0.0%       | 0          | 0         | 0         | 0         | 0         | 0         | 0         | 0         | 0         | 0         | 0         | 0         | 0         |
| 長崎    |       | 0.0%  | 0          | 0          | 0         | 0         | 0         | 0         | 0         | 0         | 0         | 0         | 0         | 0         | 0         |           |
|       |       | 0.0%  | 0          | 0          | 0         | 0         | 0         | 0         | 0         | 0         | 0         | 0         | 0         | 0         | 0         |           |
| 沖縄    |       | 0.0%  | 0          | 0          | 0         | 0         | 0         | 0         | 0         | 0         | 0         | 0         | 0         | 0         | 0         |           |
|       |       | 0.0%  | 0          | 0          | 0         | 0         | 0         | 0         | 0         | 0         | 0         | 0         | 0         | 0         | 0         |           |
| その他県外 |       | 0.2%  | 332        | 0          | 0         | 5         | 300       | 0         | 0         | 23        | 5         | 0         | 0         | 0         | 0         |           |
|       |       | 0.1%  | 43,536     | 0          | 0         | 0         | 35,501    | 0         | 0         | 8,035     | 0         | 0         | 0         | 0         | 0         |           |

上段:数量Kg

下段:金額円

| 品目名         | 産地名   | 産地別割合 | 合計        | 4月      | 5月        | 6月      | 7月      | 8月      | 9月      | 10月     | 11月     | 12月     | 1月      | 2月      | 3月      |         |
|-------------|-------|-------|-----------|---------|-----------|---------|---------|---------|---------|---------|---------|---------|---------|---------|---------|---------|
| な<br>め<br>こ | 合 計   | 100%  | 12,933    | 1,146   | 1,174     | 1,192   | 1,081   | 1,360   | 955     | 1,067   | 863     | 1,057   | 814     | 976     | 1,248   |         |
|             |       | 100%  | 4,902,298 | 498,451 | 468,386   | 411,773 | 407,173 | 427,668 | 353,994 | 415,908 | 331,652 | 408,529 | 367,347 | 377,967 | 433,450 |         |
|             | 単 価   |       |           | 379     | 435       | 399     | 346     | 377     | 314     | 371     | 390     | 384     | 387     | 451     | 387     | 347     |
|             |       |       |           | 84.0%   | 102.2%    | 100.7%  | 98.8%   | 92.1%   | 94.7%   | 66.0%   | 72.0%   | 59.0%   | 83.0%   | 67.9%   | 107.0%  | 82.4%   |
|             | 前年対比  |       |           | 67.5%   | 86.6%     | 84.5%   | 67.5%   | 69.4%   | 74.6%   | 53.2%   | 61.3%   | 50.7%   | 66.6%   | 65.4%   | 71.5%   | 65.7%   |
|             |       |       |           | 0.0%    | 4         | 1       | 0       | 0       | 0       | 0       | 0       | 0       | 1       | 0       | 0       | 2       |
|             | 市 内   |       |           | 0.0%    | 2,205     | 630     | 0       | 0       | 0       | 0       | 0       | 0       | 630     | 0       | 0       | 945     |
|             |       |       |           | 0.0%    | 0         | 0       | 0       | 0       | 0       | 0       | 0       | 0       | 0       | 0       | 0       | 0       |
|             | 三股町   |       |           | 0.0%    | 0         | 0       | 0       | 0       | 0       | 0       | 0       | 0       | 0       | 0       | 0       | 0       |
|             |       |       |           | 0.0%    | 0         | 0       | 0       | 0       | 0       | 0       | 0       | 0       | 0       | 0       | 0       | 0       |
|             | 西諸県郡  |       |           | 4.7%    | 605       | 165     | 165     | 135     | 130     | 10      | 0       | 0       | 0       | 0       | 0       | 0       |
|             |       |       |           | 6.8%    | 331,014   | 94,259  | 89,161  | 72,954  | 70,681  | 3,959   | 0       | 0       | 0       | 0       | 0       | 0       |
|             | 県 内   |       |           | 66.8%   | 8,636     | 529     | 575     | 572     | 693     | 864     | 812     | 905     | 690     | 741     | 673     | 759     |
|             |       |       |           | 67.8%   | 3,324,076 | 210,484 | 220,941 | 199,541 | 247,238 | 291,501 | 293,351 | 358,714 | 276,028 | 300,728 | 303,818 | 300,047 |
|             | 曾於市   |       |           | 0.0%    | 0         | 0       | 0       | 0       | 0       | 0       | 0       | 0       | 0       | 0       | 0       | 0       |
|             |       |       |           | 0.0%    | 0         | 0       | 0       | 0       | 0       | 0       | 0       | 0       | 0       | 0       | 0       | 0       |
|             | 霧島市   |       |           | 0.0%    | 0         | 0       | 0       | 0       | 0       | 0       | 0       | 0       | 0       | 0       | 0       | 0       |
|             |       |       |           | 0.0%    | 0         | 0       | 0       | 0       | 0       | 0       | 0       | 0       | 0       | 0       | 0       | 0       |
|             | 鹿児島県内 |       |           | 0.0%    | 0         | 0       | 0       | 0       | 0       | 0       | 0       | 0       | 0       | 0       | 0       | 0       |
|             |       |       |           | 0.0%    | 0         | 0       | 0       | 0       | 0       | 0       | 0       | 0       | 0       | 0       | 0       | 0       |
|             | 熊 本   |       |           | 0.0%    | 0         | 0       | 0       | 0       | 0       | 0       | 0       | 0       | 0       | 0       | 0       | 0       |
|             |       |       |           | 0.0%    | 0         | 0       | 0       | 0       | 0       | 0       | 0       | 0       | 0       | 0       | 0       | 0       |
|             | 大 分   |       |           | 17.6%   | 2,278     | 214     | 208     | 352     | 183     | 370     | 55      | 98      | 90      | 146     | 104     | 155     |
|             |       |       |           | 14.3%   | 699,230   | 87,533  | 66,067  | 92,534  | 58,445  | 93,122  | 22,931  | 29,978  | 23,681  | 44,554  | 47,464  | 58,400  |
|             | 福 岡   |       |           | 4.3%    | 559       | 91      | 123     | 37      | 22      | 44      | 58      | 44      | 29      | 42      | 37      | 12      |
|             |       |       |           | 5.5%    | 270,463   | 47,794  | 56,726  | 17,868  | 11,592  | 18,621  | 28,418  | 20,601  | 14,775  | 21,297  | 16,065  | 5,082   |
|             | 佐 賀   |       |           | 0.1%    | 9         | 0       | 0       | 0       | 0       | 0       | 0       | 0       | 0       | 0       | 0       | 9       |
|             |       |       |           | 0.1%    | 2,835     | 0       | 0       | 0       | 0       | 0       | 0       | 0       | 0       | 0       | 0       | 2,835   |
| 長 崎         |       |       | 6.1%      | 791     | 146       | 104     | 96      | 54      | 73      | 24      | 45      | 115     | 0       | 50      | 84      |         |
|             |       |       | 5.2%      | 256,724 | 57,751    | 35,491  | 28,876  | 19,217  | 20,465  | 6,931   | 0       | 14,175  | 38,170  | 0       | 14,438  |         |
| 沖 縄         |       |       | 0.0%      | 0       | 0         | 0       | 0       | 0       | 0       | 0       | 0       | 0       | 0       | 0       | 0       |         |
|             |       |       | 0.0%      | 0       | 0         | 0       | 0       | 0       | 0       | 0       | 0       | 0       | 0       | 0       | 0       |         |
| その他<br>県 外  |       |       | 0.4%      | 52      | 0         | 0       | 0       | 0       | 0       | 8       | 20      | 10      | 13      | 1       | 2       |         |
|             |       |       | 0.3%      | 15,751  | 0         | 0       | 0       | 0       | 0       | 2,363   | 6,615   | 2,993   | 3,150   | 0       | 0       |         |

上段:数量Kg

下段:金額円

| 品目名   | 産地名   | 産地別割合 | 合計         | 4月        | 5月        | 6月        | 7月        | 8月        | 9月        | 10月       | 11月     | 12月       | 1月      | 2月      | 3月      |         |
|-------|-------|-------|------------|-----------|-----------|-----------|-----------|-----------|-----------|-----------|---------|-----------|---------|---------|---------|---------|
| かいわれ  | 合計    | 100%  | 46,682     | 3,958     | 4,337     | 4,041     | 5,073     | 5,029     | 4,561     | 4,054     | 3,059   | 3,992     | 3,369   | 3,089   | 2,121   |         |
|       |       | 100%  | 11,819,809 | 1,010,871 | 1,106,511 | 1,034,100 | 1,263,390 | 1,278,563 | 1,151,250 | 1,022,646 | 771,098 | 1,007,734 | 842,934 | 784,133 | 546,579 |         |
|       | 単価    |       |            | 253       | 255       | 255       | 256       | 249       | 254       | 252       | 252     | 252       | 252     | 250     | 254     | 258     |
|       |       |       |            | 86.7%     | 95.6%     | 100.9%    | 89.2%     | 92.0%     | 92.9%     | 82.9%     | 88.3%   | 83.0%     | 97.0%   | 90.2%   | 79.3%   | 48.0%   |
|       | 前年対比  |       |            | 85.3%     | 94.3%     | 98.7%     | 90.2%     | 89.2%     | 92.4%     | 81.9%     | 83.7%   | 81.0%     | 94.4%   | 88.8%   | 78.7%   | 48.3%   |
|       |       |       |            | 0.0%      | 0         | 0         | 0         | 0         | 0         | 0         | 0       | 0         | 0       | 0       | 0       | 0       |
|       | 市内    |       |            | 0.0%      | 0         | 0         | 0         | 0         | 0         | 0         | 0       | 0         | 0       | 0       | 0       | 0       |
|       |       |       |            | 0.0%      | 0         | 0         | 0         | 0         | 0         | 0         | 0       | 0         | 0       | 0       | 0       | 0       |
|       | 三股町   |       |            | 0.0%      | 0         | 0         | 0         | 0         | 0         | 0         | 0       | 0         | 0       | 0       | 0       | 0       |
|       |       |       |            | 0.0%      | 0         | 0         | 0         | 0         | 0         | 0         | 0       | 0         | 0       | 0       | 0       | 0       |
|       | 西諸県郡  |       |            | 0.0%      | 0         | 0         | 0         | 0         | 0         | 0         | 0       | 0         | 0       | 0       | 0       | 0       |
|       |       |       |            | 0.0%      | 0         | 0         | 0         | 0         | 0         | 0         | 0       | 0         | 0       | 0       | 0       | 0       |
|       | 県内    |       |            | 44.3%     | 20,680    | 1,909     | 2,093     | 1,958     | 2,213     | 2,350     | 1,942   | 1,659     | 1,334   | 1,712   | 1,389   | 1,274   |
|       |       |       |            | 49.6%     | 5,857,098 | 537,456   | 587,805   | 551,675   | 621,412   | 663,130   | 552,128 | 472,919   | 376,251 | 483,628 | 387,499 | 367,787 |
|       | 曾於市   |       |            | 0.0%      | 0         | 0         | 0         | 0         | 0         | 0         | 0       | 0         | 0       | 0       | 0       | 0       |
|       |       |       |            | 0.0%      | 0         | 0         | 0         | 0         | 0         | 0         | 0       | 0         | 0       | 0       | 0       | 0       |
|       | 霧島市   |       |            | 0.0%      | 0         | 0         | 0         | 0         | 0         | 0         | 0       | 0         | 0       | 0       | 0       | 0       |
|       |       |       |            | 0.0%      | 0         | 0         | 0         | 0         | 0         | 0         | 0       | 0         | 0       | 0       | 0       | 0       |
|       | 鹿児島県内 |       |            | 0.0%      | 0         | 0         | 0         | 0         | 0         | 0         | 0       | 0         | 0       | 0       | 0       | 0       |
|       |       |       |            | 0.0%      | 0         | 0         | 0         | 0         | 0         | 0         | 0       | 0         | 0       | 0       | 0       | 0       |
|       | 熊本    |       |            | 0.0%      | 0         | 0         | 0         | 0         | 0         | 0         | 0       | 0         | 0       | 0       | 0       | 0       |
|       |       |       |            | 0.0%      | 0         | 0         | 0         | 0         | 0         | 0         | 0       | 0         | 0       | 0       | 0       | 0       |
|       | 大分    |       |            | 0.0%      | 0         | 0         | 0         | 0         | 0         | 0         | 0       | 0         | 0       | 0       | 0       | 0       |
|       |       |       |            | 0.0%      | 0         | 0         | 0         | 0         | 0         | 0         | 0       | 0         | 0       | 0       | 0       | 0       |
|       | 福岡    |       |            | 55.7%     | 26,002    | 2,049     | 2,244     | 2,083     | 2,860     | 2,679     | 2,619   | 2,395     | 1,725   | 2,280   | 1,980   | 1,815   |
|       |       |       |            | 50.4%     | 5,962,711 | 473,415   | 518,706   | 482,425   | 641,978   | 615,433   | 599,122 | 549,727   | 394,847 | 524,106 | 455,435 | 416,346 |
|       | 佐賀    |       |            | 0.0%      | 0         | 0         | 0         | 0         | 0         | 0         | 0       | 0         | 0       | 0       | 0       | 0       |
|       |       |       |            | 0.0%      | 0         | 0         | 0         | 0         | 0         | 0         | 0       | 0         | 0       | 0       | 0       | 0       |
| 長崎    |       |       | 0.0%       | 0         | 0         | 0         | 0         | 0         | 0         | 0         | 0       | 0         | 0       | 0       | 0       |         |
|       |       |       | 0.0%       | 0         | 0         | 0         | 0         | 0         | 0         | 0         | 0       | 0         | 0       | 0       | 0       |         |
| 沖縄    |       |       | 0.0%       | 0         | 0         | 0         | 0         | 0         | 0         | 0         | 0       | 0         | 0       | 0       | 0       |         |
|       |       |       | 0.0%       | 0         | 0         | 0         | 0         | 0         | 0         | 0         | 0       | 0         | 0       | 0       | 0       |         |
| その他県外 |       |       | 0.0%       | 0         | 0         | 0         | 0         | 0         | 0         | 0         | 0       | 0         | 0       | 0       | 0       |         |
|       |       |       | 0.0%       | 0         | 0         | 0         | 0         | 0         | 0         | 0         | 0       | 0         | 0       | 0       | 0       |         |

上段:数量Kg

下段:金額円

| 品目名       | 産地名   | 産地別割合 | 合計         | 4月        | 5月        | 6月        | 7月        | 8月      | 9月   | 10月   | 11月   | 12月  | 1月   | 2月   | 3月   |
|-----------|-------|-------|------------|-----------|-----------|-----------|-----------|---------|------|-------|-------|------|------|------|------|
| 梅         | 合計    | 100%  | 42,741     | 0         | 12,935    | 28,642    | 1,163     | 0       | 0    | 2     | 0     | 0    | 0    | 0    | 0    |
|           |       | 100%  | 12,939,281 | 0         | 3,369,885 | 9,149,826 | 417,891   | 0       | 0    | 1,679 | 0     | 0    | 0    | 0    | 0    |
|           | 単価    |       | 303        | -         | 261       | 319       | 359       | -       | -    | 840   | -     | -    | -    | -    | -    |
|           |       |       | 71.2%      | 0.0%      | 67.8%     | 73.3%     | 76.7%     | 0.0%    | 0.0% | 0.0%  | 0.0%  | 0.0% | 0.0% | 0.0% | 0.0% |
|           | 前年対比  |       | 105.8%     | 0.0%      | 88.9%     | 117.7%    | 78.3%     | 0.0%    | 0.0% | 0.0%  | 0.0%  | 0.0% | 0.0% | 0.0% | 0.0% |
|           |       |       | 7.8%       | 3,331     | 0         | 1,394     | 1,937     | 0       | 0    | 0     | 0     | 0    | 0    | 0    | 0    |
|           | 市内    |       | 4.1%       | 530,719   | 0         | 158,420   | 372,299   | 0       | 0    | 0     | 0     | 0    | 0    | 0    | 0    |
|           |       |       | 0.3%       | 109       | 0         | 73        | 36        | 0       | 0    | 0     | 0     | 0    | 0    | 0    | 0    |
|           | 三股町   |       | 0.2%       | 21,840    | 0         | 14,910    | 6,930     | 0       | 0    | 0     | 0     | 0    | 0    | 0    | 0    |
|           |       |       | 0.0%       | 0         | 0         | 0         | 0         | 0       | 0    | 0     | 0     | 0    | 0    | 0    | 0    |
|           | 西諸県郡  |       | 0.0%       | 0         | 0         | 0         | 0         | 0       | 0    | 0     | 0     | 0    | 0    | 0    | 0    |
|           |       |       | 0.0%       | 0         | 0         | 0         | 0         | 0       | 0    | 0     | 0     | 0    | 0    | 0    | 0    |
|           | 県内    |       | 46.1%      | 19,684    | 0         | 6,343     | 12,954    | 385     | 0    | 0     | 2     | 0    | 0    | 0    | 0    |
|           |       |       | 51.5%      | 6,664,038 | 0         | 2,007,927 | 4,510,687 | 143,745 | 0    | 0     | 1,679 | 0    | 0    | 0    | 0    |
|           | 曾於市   |       | 4.9%       | 2,105     | 0         | 711       | 1,337     | 57      | 0    | 0     | 0     | 0    | 0    | 0    | 0    |
|           |       |       | 3.6%       | 462,981   | 0         | 146,794   | 291,512   | 24,675  | 0    | 0     | 0     | 0    | 0    | 0    | 0    |
|           | 霧島市   |       | 0.0%       | 0         | 0         | 0         | 0         | 0       | 0    | 0     | 0     | 0    | 0    | 0    | 0    |
|           |       |       | 0.0%       | 0         | 0         | 0         | 0         | 0       | 0    | 0     | 0     | 0    | 0    | 0    | 0    |
|           | 鹿児島県内 |       | 13.2%      | 5,629     | 0         | 1,180     | 4,345     | 104     | 0    | 0     | 0     | 0    | 0    | 0    | 0    |
|           |       |       | 13.5%      | 1,740,597 | 0         | 352,307   | 1,339,150 | 49,140  | 0    | 0     | 0     | 0    | 0    | 0    | 0    |
|           | 熊本    |       | 8.7%       | 3,717     | 0         | 969       | 2,497     | 252     | 0    | 0     | 0     | 0    | 0    | 0    | 0    |
|           |       |       | 4.5%       | 579,196   | 0         | 160,851   | 381,028   | 37,317  | 0    | 0     | 0     | 0    | 0    | 0    | 0    |
|           | 大分    |       | 1.1%       | 465       | 0         | 0         | 100       | 365     | 0    | 0     | 0     | 0    | 0    | 0    | 0    |
|           |       |       | 1.6%       | 210,264   | 0         | 0         | 47,250    | 163,014 | 0    | 0     | 0     | 0    | 0    | 0    | 0    |
|           | 福岡    |       | 12.0%      | 5,150     | 0         | 2,265     | 2,885     | 0       | 0    | 0     | 0     | 0    | 0    | 0    | 0    |
|           |       |       | 12.9%      | 1,673,125 | 0         | 528,676   | 1,144,449 | 0       | 0    | 0     | 0     | 0    | 0    | 0    | 0    |
|           | 佐賀    |       | 4.6%       | 1,980     | 0         | 0         | 1,980     | 0       | 0    | 0     | 0     | 0    | 0    | 0    | 0    |
|           |       | 5.5%  | 709,485    | 0         | 0         | 709,485   | 0         | 0       | 0    | 0     | 0     | 0    | 0    | 0    |      |
| 長崎        |       | 0.0%  | 0          | 0         | 0         | 0         | 0         | 0       | 0    | 0     | 0     | 0    | 0    | 0    |      |
|           |       | 0.0%  | 0          | 0         | 0         | 0         | 0         | 0       | 0    | 0     | 0     | 0    | 0    | 0    |      |
| 沖縄        |       | 0.0%  | 0          | 0         | 0         | 0         | 0         | 0       | 0    | 0     | 0     | 0    | 0    | 0    |      |
|           |       | 0.0%  | 0          | 0         | 0         | 0         | 0         | 0       | 0    | 0     | 0     | 0    | 0    | 0    |      |
| その他<br>県外 |       | 1.3%  | 571        | 0         | 0         | 571       | 0         | 0       | 0    | 0     | 0     | 0    | 0    | 0    |      |
|           |       | 2.7%  | 347,036    | 0         | 0         | 347,036   | 0         | 0       | 0    | 0     | 0     | 0    | 0    | 0    |      |

上段:数量Kg

下段:金額円

| 品目名   | 産地名   | 産地別割合 | 合計          | 4月         | 5月         | 6月         | 7月         | 8月         | 9月         | 10月        | 11月        | 12月        | 1月         | 2月         | 3月         |           |
|-------|-------|-------|-------------|------------|------------|------------|------------|------------|------------|------------|------------|------------|------------|------------|------------|-----------|
| その他野菜 | 合計    | 100%  | 2,086,155   | 159,003    | 264,179    | 174,008    | 158,609    | 168,121    | 142,763    | 157,752    | 159,859    | 185,757    | 163,764    | 171,653    | 180,686    |           |
|       |       | 100%  | 418,053,875 | 35,208,052 | 42,491,020 | 32,380,733 | 33,614,244 | 32,545,241 | 31,089,765 | 31,745,005 | 28,567,342 | 48,521,645 | 39,016,027 | 29,330,416 | 33,544,385 |           |
|       | 単価    |       | 200         | 221        | 161        | 186        | 212        | 194        | 218        | 201        | 179        | 261        | 238        | 171        | 186        |           |
|       |       |       | 106.1%      | 90.3%      | 156.7%     | 109.3%     | 94.4%      | 102.4%     | 92.4%      | 100.4%     | 99.7%      | 96.6%      | 99.9%      | 111.4%     | 122.8%     |           |
|       | 前年対比  |       | 89.0%       | 84.8%      | 123.9%     | 80.0%      | 78.5%      | 93.5%      | 81.0%      | 77.7%      | 86.0%      | 96.6%      | 100.0%     | 79.7%      | 89.9%      |           |
|       |       |       | 15.6%       | 324,597    | 29,224     | 47,350     | 42,165     | 26,730     | 33,063     | 20,106     | 19,360     | 20,814     | 24,871     | 10,002     | 23,342     | 27,569    |
|       | 市内    |       | 7.2%        | 29,992,284 | 2,967,946  | 3,136,162  | 3,988,472  | 1,747,513  | 2,229,320  | 1,965,608  | 2,401,033  | 1,866,105  | 5,233,891  | 775,865    | 1,606,543  | 2,073,826 |
|       |       |       | 0.7%        | 15,609     | 1,119      | 1,738      | 3,238      | 1,732      | 1,479      | 1,444      | 1,460      | 752        | 747        | 146        | 357        | 1,399     |
|       | 三股町   |       | 1.9%        | 8,043,921  | 512,455    | 1,282,138  | 1,377,290  | 979,941    | 619,936    | 688,458    | 550,621    | 219,180    | 347,048    | 48,794     | 233,822    | 1,184,238 |
|       |       |       | 0.6%        | 12,323     | 1,462      | 1,569      | 1,449      | 814        | 323        | 459        | 729        | 948        | 1,570      | 992        | 288        | 1,720     |
|       | 西諸県郡  |       | 0.9%        | 3,919,024  | 262,109    | 222,566    | 175,827    | 192,573    | 166,709    | 161,657    | 201,517    | 247,757    | 1,001,361  | 196,355    | 80,184     | 1,010,409 |
|       |       |       | 6.6%        | 137,986    | 7,825      | 8,429      | 15,131     | 23,450     | 8,488      | 4,223      | 5,062      | 3,879      | 10,811     | 18,631     | 19,964     | 12,093    |
|       | 県内    |       | 12.3%       | 51,308,280 | 4,979,224  | 4,681,400  | 4,101,341  | 4,029,461  | 2,742,474  | 2,887,318  | 2,898,011  | 2,407,821  | 6,030,456  | 5,908,373  | 5,862,206  | 4,780,195 |
|       |       |       | 4.8%        | 99,109     | 6,771      | 6,141      | 5,337      | 9,929      | 12,672     | 12,622     | 13,286     | 8,562      | 7,039      | 4,245      | 4,520      | 7,987     |
|       | 曾於市   |       | 4.2%        | 17,517,570 | 1,271,539  | 1,165,692  | 974,818    | 1,704,484  | 1,991,896  | 2,207,703  | 2,028,903  | 1,210,763  | 1,886,679  | 1,284,621  | 919,507    | 870,965   |
|       |       |       | 0.2%        | 4,507      | 620        | 777        | 87         | 102        | 359        | 224        | 604        | 447        | 299        | 432        | 109        | 450       |
|       | 霧島市   |       | 0.3%        | 1,079,691  | 170,906    | 117,782    | 32,603     | 36,133     | 90,433     | 66,243     | 78,042     | 109,772    | 120,021    | 57,413     | 30,493     | 169,850   |
|       |       |       | 17.5%       | 365,176    | 47,278     | 124,976    | 29,935     | 13,036     | 14,852     | 9,074      | 10,604     | 6,159      | 14,917     | 23,321     | 17,114     | 53,910    |
|       | 鹿児島県内 |       | 14.8%       | 62,023,244 | 7,446,358  | 14,461,934 | 4,702,784  | 4,554,259  | 3,782,180  | 2,384,929  | 2,360,555  | 1,590,045  | 1,888,290  | 8,150,258  | 2,993,491  | 7,708,161 |
|       |       |       | 2.9%        | 59,952     | 3,007      | 3,688      | 9,939      | 7,532      | 8,806      | 6,368      | 3,754      | 3,453      | 3,880      | 5,024      | 2,065      | 2,436     |
|       | 熊本    |       | 4.0%        | 16,518,751 | 1,155,398  | 1,432,816  | 1,625,528  | 2,349,366  | 2,565,456  | 2,535,958  | 1,575,608  | 682,471    | 1,005,113  | 684,424    | 556,446    | 350,167   |
|       |       |       | 14.6%       | 304,702    | 25,166     | 27,265     | 27,119     | 27,568     | 26,906     | 25,418     | 26,113     | 23,345     | 25,328     | 25,254     | 21,313     | 23,907    |
|       | 大分    |       | 14.1%       | 59,059,354 | 4,898,305  | 5,186,182  | 5,074,563  | 5,333,915  | 5,602,138  | 4,853,841  | 4,698,651  | 4,091,210  | 6,245,329  | 4,746,184  | 3,797,200  | 4,531,836 |
|       |       |       | 10.0%       | 209,309    | 16,701     | 21,260     | 18,503     | 16,731     | 17,592     | 17,589     | 16,644     | 16,675     | 19,315     | 14,750     | 15,953     | 17,598    |
|       | 福岡    |       | 22.4%       | 93,849,048 | 6,685,175  | 6,870,732  | 6,475,360  | 7,279,742  | 6,673,028  | 7,940,908  | 8,345,113  | 8,137,207  | 13,583,050 | 9,003,160  | 6,840,272  | 6,015,301 |
|       |       |       | 2.2%        | 45,228     | 2,473      | 8,722      | 11,545     | 8,846      | 10,548     | 1,130      | 187        | 141        | 70         | 1,147      | 133        | 286       |
|       | 佐賀    |       | 0.7%        | 2,892,650  | 194,333    | 244,184    | 274,971    | 210,988    | 286,287    | 66,984     | 50,579     | 35,081     | 18,375     | 1,356,911  | 38,189     | 115,768   |
|       |       |       | 1.6%        | 33,079     | 4,091      | 5,301      | 1,005      | 7,838      | 196        | 262        | 291        | 3,608      | 1,961      | 3,561      | 4,834      | 132       |
| 長崎    |       | 0.3%  | 1,416,635   | 73,548     | 27,784     | 81,965     | 234,304    | 46,764     | 20,958     | 11,865     | 18,690     | 632,899    | 171,924    | 65,700     | 30,234     |           |
|       |       | 0.0%  | 383         | 15         | 30         | 53         | 6          | 0          | 0          | 0          | 0          | 68         | 104        | 40         | 66         |           |
| 沖縄    |       | 0.0%  | 193,422     | 9,493      | 14,543     | 13,546     | 1,360      | 0          | 0          | 0          | 0          | 38,841     | 59,138     | 26,019     | 30,482     |           |
|       |       | 22.7% | 474,195     | 13,252     | 6,934      | 8,503      | 14,295     | 32,838     | 43,844     | 59,660     | 71,076     | 74,880     | 56,155     | 61,622     | 31,136     |           |
| その他県外 |       | 16.8% | 70,240,001  | 4,581,263  | 3,647,105  | 3,481,665  | 4,960,205  | 5,748,620  | 5,309,200  | 6,544,507  | 7,951,240  | 10,490,292 | 6,572,607  | 6,280,344  | 4,672,953  |           |



上段:数量Kg

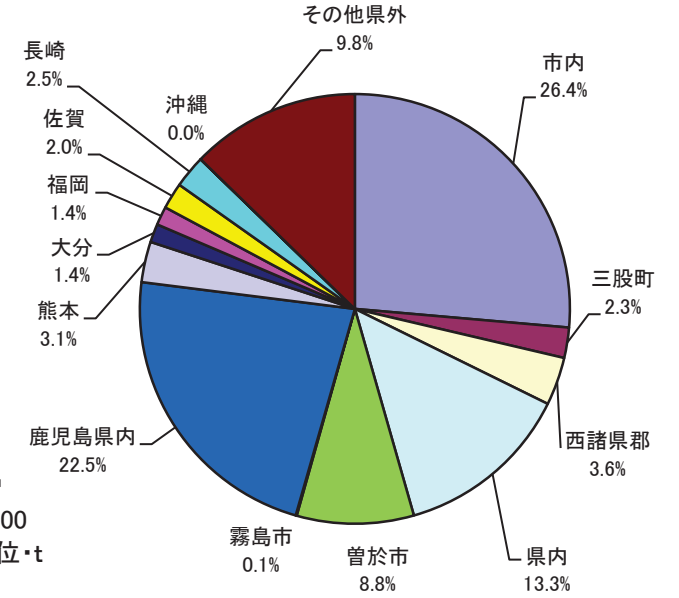
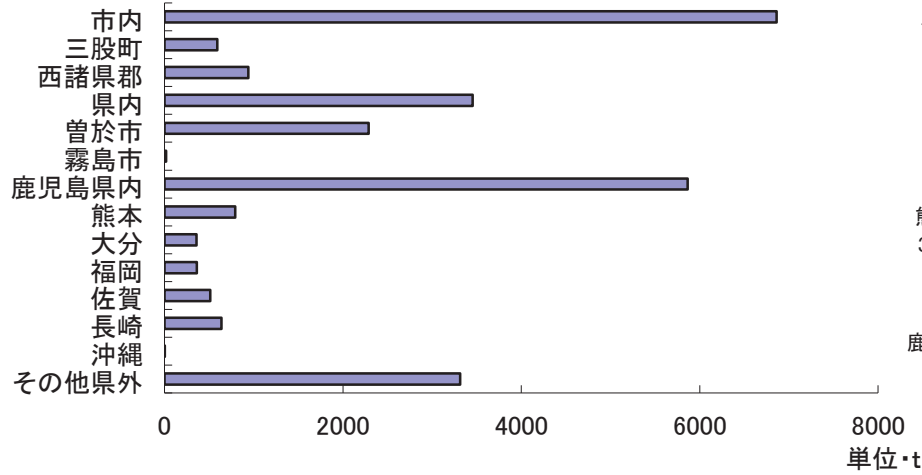
下段:金額円

| 品目名   | 産地名   | 産地別割合 | 合計         | 4月        | 5月        | 6月        | 7月        | 8月        | 9月        | 10月       | 11月       | 12月       | 1月        | 2月        | 3月        |
|-------|-------|-------|------------|-----------|-----------|-----------|-----------|-----------|-----------|-----------|-----------|-----------|-----------|-----------|-----------|
| 鶏卵    | 合計    | 100%  | 84,250     | 6,779     | 7,456     | 7,425     | 6,697     | 6,311     | 6,461     | 10,173    | 6,506     | 7,644     | 6,885     | 5,873     | 6,041     |
|       |       | 100%  | 22,131,317 | 1,895,953 | 2,002,022 | 1,960,639 | 1,737,214 | 1,618,671 | 1,708,360 | 2,135,207 | 1,851,243 | 2,159,089 | 1,723,720 | 1,647,674 | 1,691,525 |
|       | 単価    |       | 263        | 280       | 269       | 264       | 259       | 256       | 264       | 210       | 285       | 282       | 250       | 281       | 280       |
|       | 前年対比  |       | 85.9%      | 83.9%     | 79.2%     | 96.9%     | 89.0%     | 83.3%     | 76.6%     | 116.9%    | 76.5%     | 84.1%     | 97.7%     | 75.3%     | 73.6%     |
|       |       |       | 82.9%      | 78.0%     | 84.3%     | 94.0%     | 87.4%     | 85.4%     | 81.7%     | 87.7%     | 75.8%     | 82.4%     | 92.5%     | 75.6%     | 73.8%     |
|       | 市内    | 70.0% | 58,978     | 5,217     | 5,310     | 5,590     | 4,876     | 4,366     | 4,333     | 4,807     | 4,634     | 5,890     | 5,368     | 4,255     | 4,333     |
|       |       | 78.4% | 17,354,365 | 1,570,679 | 1,608,791 | 1,622,024 | 1,417,205 | 1,259,718 | 1,300,603 | 1,458,161 | 1,421,142 | 1,708,712 | 1,401,060 | 1,275,291 | 1,310,979 |
|       | 三股町   | 0.0%  | 0          | 0         | 0         | 0         | 0         | 0         | 0         | 0         | 0         | 0         | 0         | 0         | 0         |
|       |       | 0.0%  | 0          | 0         | 0         | 0         | 0         | 0         | 0         | 0         | 0         | 0         | 0         | 0         | 0         |
|       | 西諸県郡  | 0.0%  | 0          | 0         | 0         | 0         | 0         | 0         | 0         | 0         | 0         | 0         | 0         | 0         | 0         |
|       |       | 0.0%  | 0          | 0         | 0         | 0         | 0         | 0         | 0         | 0         | 0         | 0         | 0         | 0         | 0         |
|       | 県内    | 26.4% | 22,215     | 1,562     | 1,460     | 1,625     | 1,538     | 1,441     | 1,596     | 4,807     | 1,816     | 1,754     | 1,489     | 1,422     | 1,705     |
|       |       | 19.8% | 4,384,661  | 325,274   | 302,616   | 312,575   | 287,669   | 302,085   | 343,707   | 601,372   | 422,541   | 450,377   | 317,410   | 338,573   | 380,462   |
|       | 曾於市   | 3.6%  | 3,058      | 0         | 686       | 210       | 283       | 504       | 532       | 560       | 56        | 0         | 28        | 196       | 3         |
|       |       | 1.8%  | 392,291    | 0         | 90,615    | 26,040    | 32,340    | 56,868    | 64,050    | 75,674    | 7,560     | 0         | 5,250     | 33,810    | 84        |
|       | 霧島市   | 0.0%  | 0          | 0         | 0         | 0         | 0         | 0         | 0         | 0         | 0         | 0         | 0         | 0         | 0         |
|       |       | 0.0%  | 0          | 0         | 0         | 0         | 0         | 0         | 0         | 0         | 0         | 0         | 0         | 0         | 0         |
|       | 鹿児島県内 | 0.0%  | 0          | 0         | 0         | 0         | 0         | 0         | 0         | 0         | 0         | 0         | 0         | 0         | 0         |
|       |       | 0.0%  | 0          | 0         | 0         | 0         | 0         | 0         | 0         | 0         | 0         | 0         | 0         | 0         | 0         |
|       | 熊本    | 0.0%  | 0          | 0         | 0         | 0         | 0         | 0         | 0         | 0         | 0         | 0         | 0         | 0         | 0         |
|       |       | 0.0%  | 0          | 0         | 0         | 0         | 0         | 0         | 0         | 0         | 0         | 0         | 0         | 0         | 0         |
|       | 大分    | 0.0%  | 0          | 0         | 0         | 0         | 0         | 0         | 0         | 0         | 0         | 0         | 0         | 0         | 0         |
|       |       | 0.0%  | 0          | 0         | 0         | 0         | 0         | 0         | 0         | 0         | 0         | 0         | 0         | 0         | 0         |
|       | 福岡    | 0.0%  | 0          | 0         | 0         | 0         | 0         | 0         | 0         | 0         | 0         | 0         | 0         | 0         | 0         |
|       |       | 0.0%  | 0          | 0         | 0         | 0         | 0         | 0         | 0         | 0         | 0         | 0         | 0         | 0         | 0         |
|       | 佐賀    | 0.0%  | 0          | 0         | 0         | 0         | 0         | 0         | 0         | 0         | 0         | 0         | 0         | 0         | 0         |
|       |       | 0.0%  | 0          | 0         | 0         | 0         | 0         | 0         | 0         | 0         | 0         | 0         | 0         | 0         | 0         |
|       | 長崎    | 0.0%  | 0          | 0         | 0         | 0         | 0         | 0         | 0         | 0         | 0         | 0         | 0         | 0         | 0         |
| 0.0%  |       | 0     | 0          | 0         | 0         | 0         | 0         | 0         | 0         | 0         | 0         | 0         | 0         | 0         |           |
| 沖縄    | 0.0%  | 0     | 0          | 0         | 0         | 0         | 0         | 0         | 0         | 0         | 0         | 0         | 0         | 0         |           |
|       | 0.0%  | 0     | 0          | 0         | 0         | 0         | 0         | 0         | 0         | 0         | 0         | 0         | 0         | 0         |           |
| その他県外 | 0.0%  | 0     | 0          | 0         | 0         | 0         | 0         | 0         | 0         | 0         | 0         | 0         | 0         | 0         |           |
|       | 0.0%  | 0     | 0          | 0         | 0         | 0         | 0         | 0         | 0         | 0         | 0         | 0         | 0         | 0         |           |

## 取扱品目産地別グラフ(野菜)

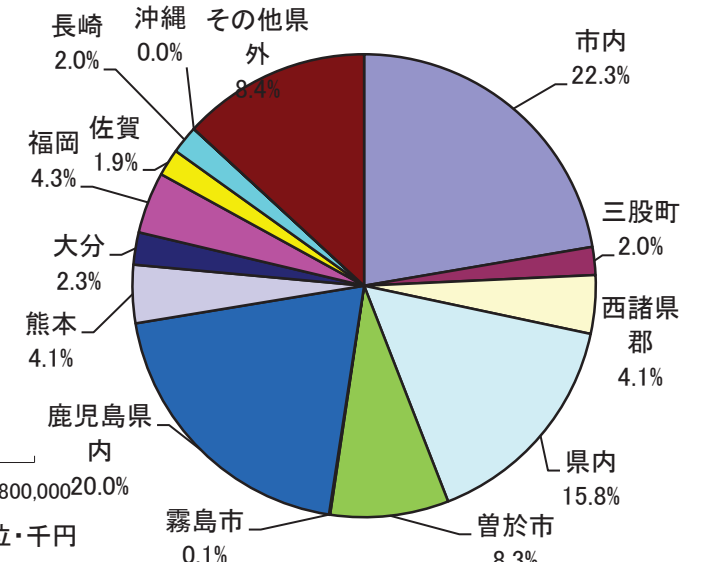
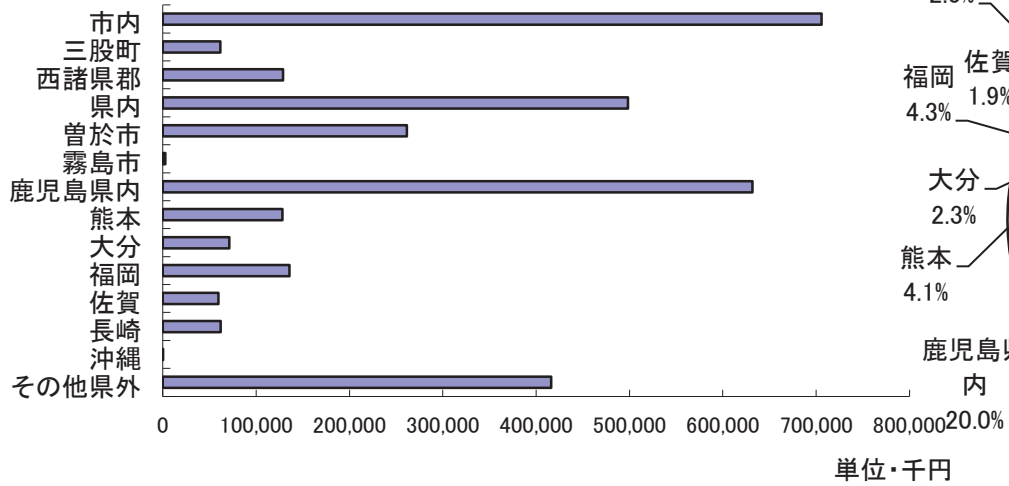
取扱数量(t)

|       |        |
|-------|--------|
| 合計    | 26,011 |
| 市内    | 6,863  |
| 三股町   | 594    |
| 西諸県郡  | 941    |
| 県内    | 3,455  |
| 曾於市   | 2,288  |
| 霧島市   | 20     |
| 鹿児島県内 | 5,865  |
| 熊本    | 794    |
| 大分    | 360    |
| 福岡    | 363    |
| 佐賀    | 513    |
| 長崎    | 640    |
| 沖縄    | 0      |
| その他県外 | 3,314  |



取扱金額(千円)

|       |           |
|-------|-----------|
| 合計    | 3,163,354 |
| 市内    | 705,796   |
| 三股町   | 61,753    |
| 西諸県郡  | 128,845   |
| 県内    | 498,296   |
| 曾於市   | 261,310   |
| 霧島市   | 2,496     |
| 鹿児島県内 | 631,767   |
| 熊本    | 128,276   |
| 大分    | 71,285    |
| 福岡    | 135,668   |
| 佐賀    | 59,688    |
| 長崎    | 61,968    |
| 沖縄    | 193       |
| その他県外 | 416,011   |



品目別：月別取扱高10位(野菜)

数量

単位:kg

| 順位  | 年間  | 4月        | 5月      | 6月      | 7月      | 8月      | 9月      | 10月     | 11月     | 12月     | 1月      | 2月      | 3月      |
|-----|-----|-----------|---------|---------|---------|---------|---------|---------|---------|---------|---------|---------|---------|
| 1位  | 品目名 | 里 芋       | 里 芋     | キャベツ    | 馬鈴薯     | 馬鈴薯     | ごぼう     | 里 芋     | 里 芋     | 里 芋     | 里 芋     | 里 芋     | 里 芋     |
|     | 数量  | 5,625,404 | 235,702 | 485,356 | 72,770  | 156,678 | 498,027 | 438,884 | 346,450 | 573,121 | 821,146 | 532,364 | 737,032 |
| 2位  | 品目名 | キャベツ      | キャベツ    | 馬鈴薯     | キャベツ    | ごぼう     | らっきょう   | ごぼう     | 甘 藷     | 甘 藷     | キャベツ    | キャベツ    | キャベツ    |
|     | 数量  | 3,578,853 | 355,680 | 474,664 | 178,794 | 327,328 | 375     | 430,829 | 518,158 | 447,498 | 281,310 | 343,160 | 434,040 |
| 3位  | 品目名 | 馬鈴薯       | 馬鈴薯     | 里 芋     | ごぼう     | キャベツ    | キャベツ    | 甘 藷     | キャベツ    | キャベツ    | 白 菜     | 白 菜     | 白 菜     |
|     | 数量  | 1,995,769 | 184,911 | 247,724 | 63,315  | 163,509 | 163,190 | 182,259 | 291,650 | 370,698 | 353,532 | 336,417 | 207,700 |
| 4位  | 品目名 | 白 菜       | 大 根     | 白 菜     | 玉 葱     | 玉 葱     | 玉 葱     | キャベツ    | 大 根     | 白 菜     | 甘 藷     | 大 根     | 玉 葱     |
|     | 数量  | 1,660,663 | 169,912 | 93,547  | 109,061 | 91,253  | 126,442 | 170,750 | 147,263 | 146,087 | 195,624 | 159,103 | 169,938 |
| 5位  | 品目名 | 甘 藷       | 玉 葱     | 大 根     | 大 根     | 大 根     | 馬鈴薯     | 玉 葱     | 玉 葱     | 大 根     | 玉 葱     | 大 根     | 大 根     |
|     | 数量  | 1,582,693 | 130,435 | 112,779 | 77,163  | 67,217  | 189,963 | 133,255 | 155,197 | 130,044 | 182,035 | 156,746 | 124,069 |
| 6位  | 品目名 | ごぼう       | 白 菜     | トマト     | 人 参     | 人 参     | 里 芋     | らっきょう   | 人 参     | 玉 葱     | 大 根     | 人 参     | 馬鈴薯     |
|     | 数量  | 2,085,643 | 70,855  | 64,011  | 59,976  | 53,834  | 332,626 | 6,542   | 105,186 | 144,332 | 134,428 | 83,599  | 66,319  |
| 7位  | 品目名 | 玉 葱       | きゅうり    | 人 参     | 白 菜     | きゅうり    | 大 根     | 大 根     | 人 参     | 人 参     | 人 参     | 馬鈴薯     | 人 参     |
|     | 数量  | 1,663,621 | 52,485  | 77,435  | 63,475  | 34,120  | 66,504  | 87,281  | 299,327 | 101,486 | 151,351 | 87,877  | 63,343  |
| 8位  | 品目名 | 大 根       | レタス     | 玉 葱     | らっきょう   | レタス     | 人 参     | 人 参     | 白 菜     | 馬鈴薯     | 馬鈴薯     | ごぼう     | きゅうり    |
|     | 数量  | 1,399,044 | 40,260  | 107,515 | 215,702 | 42,950  | 90,089  | 95,131  | 107,880 | 115,216 | 344,541 | 49,805  | 39,739  |
| 9位  | 品目名 | 人 参       | トマト     | レタス     | レタス     | かぼちゃ    | 白 菜     | 白 菜     | 馬鈴薯     | レタス     | ごぼう     | レタス     | 甘 藷     |
|     | 数量  | 1,018,916 | 44,323  | 52,613  | 46,665  | 53,215  | 50,850  | 62,850  | 105,344 | 37,737  | 101,090 | 21,617  | 35,347  |
| 10位 | 品目名 | レタス       | 人 参     | きゅうり    | トマト     | 白 菜     | レタス     | 馬鈴薯     | レタス     | ごぼう     | レタス     | きゅうり    | トマト     |
|     | 数量  | 480,391   | 58,882  | 56,449  | 61,382  | 47,845  | 53,222  | 100,376 | 42,692  | 160,789 | 36,610  | 27,202  | 32,732  |

金額

単位:円

| 順位  | 年間  | 4月          | 5月         | 6月         | 7月         | 8月         | 9月         | 10月        | 11月        | 12月        | 1月         | 2月         | 3月         |
|-----|-----|-------------|------------|------------|------------|------------|------------|------------|------------|------------|------------|------------|------------|
| 1位  | 品目名 | 里 芋         | 馬鈴薯        | 馬鈴薯        | 馬鈴薯        | ごぼう        | ごぼう        | 里 芋        | 里 芋        | 里 芋        | 里 芋        | 里 芋        | 里 芋        |
|     | 数量  | 440,307,922 | 28,754,001 | 46,531,727 | 4,297,145  | 56,776,569 | 68,109,539 | 22,320,274 | 11,090,942 | 27,700,351 | 62,995,387 | 57,514,720 | 52,338,823 |
| 2位  | 品目名 | 馬鈴薯         | 里 芋        | 里 芋        | ごぼう        | 馬鈴薯        | らっきょう      | ごぼう        | 甘 藷        | 甘 藷        | 玉 葱        | キャベツ       | キャベツ       |
|     | 数量  | 197,633,813 | 29,539,815 | 32,497,771 | 13,378,214 | 16,766,941 | 57,121     | 55,510,177 | 35,433,670 | 28,460,159 | 13,707,243 | 27,457,543 | 27,344,502 |
| 3位  | 品目名 | ごぼう         | キャベツ       | トマト        | らっきょう      | キャベツ       | 里 芋        | 甘 藷        | キャベツ       | キャベツ       | きゅうり       | 玉 葱        | 白 菜        |
|     | 数量  | 296,640,554 | 30,530,194 | 18,669,880 | 38,880,794 | 10,308,933 | 30,257,569 | 14,238,868 | 12,875,570 | 12,110,338 | 12,428,678 | 12,804,918 | 8,785,232  |
| 4位  | 品目名 | キャベツ        | 玉 葱        | キャベツ       | トマト        | トマト        | トマト        | キャベツ       | トマト        | 玉 葱        | ごぼう        | 白 菜        | 玉 葱        |
|     | 数量  | 217,539,993 | 13,764,128 | 29,404,984 | 13,867,162 | 11,524,642 | 14,881,023 | 12,781,146 | 15,936,852 | 10,254,984 | 14,596,246 | 14,905,465 | 15,154,012 |
| 5位  | 品目名 | トマト         | トマト        | ごぼう        | きゅうり       | きゅうり       | 馬鈴薯        | らっきょう      | 玉 葱        | トマト        | キャベツ       | きゅうり       | トマト        |
|     | 数量  | 170,080,077 | 17,853,713 | 9,992,932  | 6,415,775  | 5,997,251  | 17,313,930 | 1,602,403  | 12,407,178 | 15,214,243 | 14,885,021 | 9,291,641  | 10,020,747 |
| 6位  | 品目名 | 玉 葱         | 人 参        | きゅうり       | キャベツ       | 玉 葱        | キャベツ       | レタス        | 人 参        | きゅうり       | 甘 藷        | トマト        | きゅうり       |
|     | 数量  | 162,156,308 | 9,091,274  | 7,370,753  | 9,423,812  | 13,178,040 | 11,715,142 | 5,088,010  | 13,199,032 | 7,278,718  | 11,569,430 | 9,556,685  | 7,550,801  |
| 7位  | 品目名 | 甘 藷         | ピーマン       | らっきょう      | レタス        | 里 芋        | 人 参        | トマト        | ごぼう        | 大 根        | トマト        | 人 参        | 大 根        |
|     | 数量  | 118,743,685 | 9,575,070  | 15,624,394 | 7,947,302  | 29,082,691 | 10,853,069 | 18,014,222 | 33,819,853 | 7,128,861  | 12,729,417 | 7,702,483  | 7,733,094  |
| 8位  | 品目名 | きゅうり        | たけのこ       | レタス        | な す        | 人 参        | 玉 葱        | 玉 葱        | 大 根        | 人 参        | えのき茸       | ごぼう        | 馬鈴薯        |
|     | 数量  | 91,921,523  | 3,149,082  | 5,714,355  | 5,896,585  | 8,671,006  | 18,986,184 | 14,374,176 | 10,261,817 | 8,681,078  | 8,784,533  | 7,404,890  | 5,382,719  |
| 9位  | 品目名 | 人 参         | きゅうり       | かぼちゃ       | 梅          | な す        | レタス        | 人 参        | 白 菜        | えのき茸       | 人 参        | 馬鈴薯        | ピーマン       |
|     | 数量  | 108,459,684 | 7,810,166  | 7,066,369  | 9,149,826  | 6,629,248  | 5,468,691  | 11,730,162 | 6,673,335  | 5,434,251  | 9,987,151  | 6,821,343  | 7,232,879  |
| 10位 | 品目名 | らっきょう       | ごぼう        | 人 参        | ピーマン       | 大 根        | きゅうり       | きゅうり       | きゅうり       | 白 菜        | 白 菜        | 大 根        | レタス        |
|     | 数量  | 84,021,913  | 8,805,113  | 6,585,827  | 4,698,299  | 6,083,329  | 6,338,115  | 6,835,552  | 6,465,634  | 7,259,808  | 12,618,328 | 9,669,103  | 4,455,822  |

市内地区別入荷数量比率

| 地区名 | 大根     | 人参     | ごぼう    | らっきょう  | 白菜     | なっば    | キャベツ   | ほうれん草  | 葱      | 白葱     | 春菊     | にら     | レタス    |
|-----|--------|--------|--------|--------|--------|--------|--------|--------|--------|--------|--------|--------|--------|
| 姫 城 | -0.06% | 1.16%  | 0.08%  | 0.00%  | 0.23%  | 15.93% | 0.36%  | 3.74%  | 6.93%  | 0.21%  | 45.66% | 0.00%  | 0.00%  |
| 妻ヶ丘 | 0.00%  | 0.00%  | 0.00%  | 0.07%  | 0.00%  | 0.85%  | 1.12%  | 6.29%  | 0.18%  | 1.87%  | 11.10% | 22.17% | 0.00%  |
| 祝 吉 | 2.28%  | 0.31%  | 2.02%  | 0.00%  | 4.44%  | 45.20% | 11.04% | 26.94% | 3.72%  | 37.78% | 31.85% | 0.00%  | 29.83% |
| 小松原 | 77.72% | 77.06% | 4.97%  | 0.00%  | 0.00%  | 1.54%  | 13.75% | 14.34% | 3.01%  | 19.03% | 0.00%  | 33.03% | 11.39% |
| 五十市 | 8.48%  | 4.42%  | 2.23%  | 19.64% | 15.97% | 0.24%  | 10.25% | 0.89%  | 2.75%  | 7.50%  | 0.00%  | 0.00%  | 0.94%  |
| 沖 水 | 0.12%  | 0.00%  | 0.17%  | 0.00%  | 34.29% | 0.00%  | 47.09% | 7.43%  | 0.00%  | 0.00%  | 0.00%  | 0.00%  | 0.10%  |
| 志和地 | 1.40%  | 0.83%  | 29.05% | 0.90%  | 0.00%  | 27.67% | 0.44%  | 0.26%  | 0.53%  | 0.54%  | 1.44%  | 0.00%  | 54.34% |
| 庄 内 | 8.45%  | 13.53% | 46.43% | 9.13%  | 36.97% | 0.00%  | 7.41%  | 4.35%  | 52.87% | 3.96%  | 0.58%  | 33.48% | 0.00%  |
| 西 岳 | 0.00%  | 0.03%  | 0.00%  | 1.14%  | 0.20%  | 0.00%  | 0.00%  | 0.00%  | 0.13%  | 0.00%  | 2.55%  | 0.00%  | 0.00%  |
| 中 郷 | 0.06%  | 0.00%  | 4.60%  | 11.38% | 1.13%  | 0.00%  | 0.30%  | 32.74% | 9.39%  | 28.54% | 0.33%  | 0.90%  | 0.00%  |
| 高 城 | 0.33%  | 0.00%  | 6.73%  | 9.75%  | 0.81%  | 8.58%  | 2.77%  | 2.92%  | 1.46%  | 0.00%  | 6.46%  | 9.05%  | 0.00%  |
| 高 崎 | 1.14%  | 0.00%  | 3.16%  | 44.04% | 5.54%  | 0.00%  | 1.07%  | 0.11%  | 18.87% | 0.57%  | 0.00%  | 0.00%  | 3.40%  |
| 山之口 | 0.00%  | 0.00%  | 0.00%  | 0.00%  | 0.00%  | 0.00%  | 0.00%  | 0.00%  | 0.00%  | 0.00%  | 0.00%  | 0.45%  | 0.00%  |
| 山 田 | 0.07%  | 2.66%  | 0.56%  | 3.95%  | 0.42%  | 0.00%  | 4.42%  | 0.00%  | 0.16%  | 0.00%  | 0.04%  | 0.90%  | 0.00%  |

| 地区名 | 胡瓜     | 南瓜     | なす     | トマト    | ピーマン   | トウモロコシ | 甘藷     | 里芋     | 生姜     | 椎茸     | サニレタス  | ブロッコリー | 苺      |
|-----|--------|--------|--------|--------|--------|--------|--------|--------|--------|--------|--------|--------|--------|
| 姫 城 | 0.04%  | 0.00%  | 0.33%  | 0.62%  | 0.04%  | 0.00%  | 2.23%  | 1.24%  | 8.16%  | 0.29%  | 0.68%  | 13.67% | 0.80%  |
| 妻ヶ丘 | 0.00%  | 0.15%  | 0.00%  | 0.00%  | 0.00%  | 0.00%  | 0.52%  | 0.00%  | 3.30%  | 0.20%  | 0.00%  | 0.00%  | 0.00%  |
| 祝 吉 | 0.53%  | 31.15% | 15.61% | 15.12% | 3.85%  | 31.09% | 5.21%  | 1.40%  | 1.15%  | 0.11%  | 9.98%  | 11.62% | 62.30% |
| 小松原 | 0.05%  | 0.73%  | 0.29%  | 0.00%  | 0.08%  | 10.63% | 11.35% | 0.51%  | 0.51%  | 0.00%  | 0.00%  | 61.96% | 0.00%  |
| 五十市 | 0.04%  | 2.35%  | 8.40%  | 4.77%  | 12.26% | 0.00%  | 9.06%  | 18.23% | 1.12%  | 27.48% | 6.09%  | 12.76% | 2.70%  |
| 沖 水 | 21.83% | 21.01% | 5.78%  | 15.43% | 2.35%  | 0.91%  | 0.00%  | 0.12%  | 0.00%  | 0.00%  | 0.00%  | 0.00%  | 0.00%  |
| 志和地 | 26.60% | 0.57%  | 10.73% | 0.00%  | 5.41%  | 48.57% | 6.30%  | 3.05%  | 20.35% | 0.00%  | 83.25% | 0.00%  | 6.89%  |
| 庄 内 | 16.89% | 8.18%  | 53.62% | 24.89% | 7.24%  | 0.00%  | 20.40% | 29.38% | 44.43% | 0.29%  | 0.00%  | 0.00%  | 0.04%  |
| 西 岳 | 1.20%  | 1.40%  | 0.00%  | 0.07%  | 0.08%  | 0.00%  | 0.65%  | 1.68%  | 1.76%  | 14.79% | 0.00%  | 0.00%  | 0.00%  |
| 中 郷 | 0.00%  | 5.38%  | 3.76%  | 14.54% | 33.29% | 0.00%  | 8.78%  | 5.28%  | 8.48%  | 0.03%  | 0.00%  | 0.00%  | 0.00%  |
| 高 城 | 0.77%  | 0.73%  | 0.80%  | 16.85% | 4.92%  | 8.80%  | 21.82% | 10.10% | 0.82%  | 0.08%  | 0.00%  | 0.00%  | 15.83% |
| 高 崎 | 23.20% | 22.48% | 0.00%  | 0.00%  | 0.00%  | 0.00%  | 9.47%  | 24.47% | 4.56%  | 1.84%  | 0.00%  | 0.00%  | 11.44% |
| 山之口 | 7.93%  | 0.00%  | 0.00%  | 7.52%  | 0.00%  | 0.00%  | 0.00%  | 0.00%  | 0.00%  | 10.91% | 0.00%  | 0.00%  | 0.00%  |
| 山 田 | 0.92%  | 5.87%  | 0.67%  | 0.21%  | 30.49% | 0.00%  | 4.21%  | 4.56%  | 5.37%  | 43.98% | 0.00%  | 0.00%  | 0.00%  |

主要品目・月別平均単価(野菜)

単位：円

| 品目名   | 年次  | 平均  | 4月  | 5月  | 6月  | 7月  | 8月  | 9月  | 10月 | 11月 | 12月 | 1月  | 2月  | 3月  | 品目名  | 年次  | 平均  | 4月  | 5月  | 6月  | 7月  | 8月  | 9月  | 10月 | 11月 | 12月 | 1月  | 2月  | 3月  |
|-------|-----|-----|-----|-----|-----|-----|-----|-----|-----|-----|-----|-----|-----|-----|------|-----|-----|-----|-----|-----|-----|-----|-----|-----|-----|-----|-----|-----|-----|
| 大根    | 20年 | 76  | 61  | 59  | 67  | 83  | 105 | 126 | 103 | 70  | 64  | 58  | 49  | 62  | 南瓜   | 20年 | 120 | 127 | 222 | 130 | 103 | 82  | 94  | 110 | 120 | 125 | 139 | 102 | 86  |
|       | 21年 | 73  | 69  | 60  | 80  | 97  | 146 | 102 | 60  | 45  | 41  | 57  | 58  | 60  |      | 21年 | 122 | 112 | 132 | 145 | 88  | 94  | 83  | 115 | 157 | 125 | 152 | 156 | 105 |
|       | 22年 | 75  | 79  | 66  | 61  | 97  | 118 | 107 | 72  | 71  | 43  | 51  | 68  | 70  |      | 22年 | 137 | 157 | 159 | 211 | 145 | 118 | 109 | 113 | 145 | 141 | 131 | 117 | 95  |
|       | 23年 | 76  | 46  | 43  | 68  | 105 | 87  | 122 | 96  | 63  | 47  | 55  | 78  | 103 |      | 23年 | 131 | 111 | 162 | 151 | 132 | 142 | 159 | 134 | 139 | 141 | 120 | 85  | 99  |
|       | 24年 | 72  | 104 | 75  | 67  | 91  | 86  | 95  | 70  | 55  | 55  | 61  | 62  | 44  |      | 24年 | 119 | 181 | 194 | 134 | 93  | 99  | 110 | 103 | 100 | 105 | 107 | 107 | 97  |
| 人参    | 20年 | 117 | 157 | 136 | 117 | 154 | 134 | 135 | 135 | 111 | 75  | 80  | 78  | 92  | なす   | 20年 | 231 | 207 | 212 | 208 | 139 | 186 | 140 | 199 | 253 | 297 | 338 | 273 | 323 |
|       | 21年 | 102 | 113 | 97  | 66  | 106 | 204 | 163 | 144 | 102 | 51  | 54  | 58  | 67  |      | 21年 | 218 | 256 | 192 | 167 | 133 | 181 | 122 | 192 | 233 | 252 | 279 | 335 | 268 |
|       | 22年 | 137 | 136 | 79  | 99  | 181 | 246 | 206 | 173 | 124 | 61  | 83  | 115 | 142 |      | 22年 | 258 | 335 | 204 | 221 | 326 | 212 | 271 | 216 | 243 | 242 | 299 | 283 | 245 |
|       | 23年 | 118 | 158 | 79  | 75  | 123 | 145 | 149 | 169 | 110 | 87  | 79  | 108 | 138 |      | 23年 | 276 | 212 | 192 | 313 | 230 | 197 | 253 | 251 | 214 | 315 | 424 | 371 | 338 |
|       | 24年 | 112 | 154 | 85  | 124 | 161 | 120 | 123 | 125 | 86  | 66  | 92  | 103 | 102 |      | 24年 | 253 | 286 | 205 | 204 | 200 | 168 | 241 | 225 | 284 | 307 | 350 | 317 | 249 |
| ごぼう   | 20年 | 176 | 192 | 207 | 227 | 181 | 160 | 177 | 177 | 158 | 170 | 144 | 167 | 154 | トマト  | 20年 | 279 | 305 | 198 | 193 | 206 | 195 | 353 | 351 | 344 | 348 | 286 | 230 | 335 |
|       | 21年 | 140 | 199 | 192 | 169 | 133 | 129 | 128 | 135 | 116 | 128 | 117 | 132 | 108 |      | 21年 | 262 | 319 | 250 | 172 | 142 | 328 | 391 | 264 | 181 | 242 | 298 | 251 | 309 |
|       | 22年 | 161 | 139 | 128 | 202 | 167 | 152 | 150 | 130 | 142 | 164 | 175 | 182 | 197 |      | 22年 | 326 | 347 | 238 | 201 | 300 | 326 | 431 | 529 | 425 | 304 | 271 | 288 | 247 |
|       | 23年 | 218 | 264 | 288 | 230 | 181 | 161 | 163 | 175 | 183 | 205 | 204 | 228 | 338 |      | 23年 | 344 | 230 | 147 | 254 | 365 | 335 | 363 | 494 | 337 | 452 | 356 | 370 | 429 |
|       | 24年 | 166 | 305 | 273 | 211 | 173 | 137 | 129 | 113 | 107 | 144 | 149 | 113 | 132 |      | 24年 | 357 | 403 | 292 | 226 | 302 | 332 | 417 | 491 | 510 | 409 | 269 | 306 | 323 |
| 白菜    | 20年 | 73  | 69  | 36  | 91  | 91  | 96  | 112 | 122 | 64  | 43  | 41  | 39  | 73  | ピーマン | 20年 | 353 | 305 | 219 | 194 | 212 | 229 | 262 | 310 | 282 | 447 | 501 | 583 | 693 |
|       | 21年 | 65  | 88  | 61  | 71  | 70  | 116 | 138 | 63  | 39  | 25  | 27  | 33  | 48  |      | 21年 | 343 | 428 | 209 | 195 | 160 | 205 | 235 | 271 | 289 | 400 | 536 | 574 | 617 |
|       | 22年 | 77  | 85  | 67  | 68  | 77  | 124 | 134 | 97  | 55  | 33  | 35  | 54  | 91  |      | 22年 | 354 | 568 | 280 | 242 | 315 | 248 | 372 | 345 | 325 | 248 | 392 | 495 | 414 |
|       | 23年 | 72  | 50  | 38  | 81  | 79  | 73  | 137 | 138 | 44  | 35  | 46  | 48  | 93  |      | 23年 | 377 | 233 | 158 | 252 | 351 | 248 | 359 | 382 | 270 | 394 | 513 | 694 | 671 |
|       | 24年 | 55  | 85  | 44  | 60  | 61  | 74  | 68  | 62  | 50  | 36  | 44  | 42  | 39  |      | 24年 | 329 | 338 | 210 | 160 | 260 | 211 | 302 | 272 | 218 | 491 | 596 | 521 | 371 |
| キャベツ  | 20年 | 70  | 55  | 35  | 48  | 72  | 65  | 72  | 95  | 84  | 98  | 87  | 59  | 65  | レタス  | 20年 | 155 | 89  | 80  | 200 | 120 | 176 | 272 | 195 | 107 | 222 | 197 | 94  | 112 |
|       | 21年 | 66  | 71  | 83  | 51  | 57  | 106 | 101 | 60  | 32  | 34  | 60  | 67  | 66  |      | 21年 | 142 | 158 | 104 | 146 | 114 | 338 | 155 | 82  | 65  | 126 | 176 | 106 | 134 |
|       | 22年 | 87  | 101 | 65  | 77  | 107 | 106 | 104 | 80  | 97  | 52  | 77  | 108 | 68  |      | 22年 | 160 | 210 | 148 | 124 | 146 | 270 | 242 | 233 | 102 | 63  | 125 | 189 | 72  |
|       | 23年 | 71  | 57  | 26  | 48  | 105 | 80  | 93  | 88  | 47  | 45  | 85  | 96  | 80  |      | 23年 | 186 | 90  | 112 | 173 | 108 | 228 | 421 | 170 | 82  | 152 | 202 | 251 | 236 |
|       | 24年 | 61  | 86  | 61  | 53  | 63  | 72  | 75  | 44  | 33  | 53  | 80  | 63  | 55  |      | 24年 | 157 | 130 | 109 | 170 | 119 | 145 | 135 | 122 | 121 | 294 | 321 | 150 | 74  |
| ほうれん草 | 20年 | 384 | 264 | 262 | 446 | 512 | 763 | 671 | 485 | 298 | 302 | 272 | 130 | 208 | 甘藷   | 20年 | 103 | 126 | 158 | 161 | 149 | 109 | 68  | 61  | 69  | 55  | 99  | 84  | 91  |
|       | 21年 | 343 | 249 | 253 | 379 | 493 | 593 | 452 | 475 | 195 | 274 | 286 | 185 | 281 |      | 21年 | 75  | 93  | 116 | 93  | 106 | 90  | 59  | 51  | 50  | 49  | 49  | 87  | 56  |
|       | 22年 | 410 | 333 | 303 | 406 | 742 | 805 | 951 | 292 | 230 | 194 | 324 | 222 | 122 |      | 22年 | 93  | 111 | 134 | 62  | 61  | 92  | 66  | 58  | 55  | 53  | 145 | 128 | 154 |
|       | 23年 | 382 | 108 | 184 | 544 | 660 | 621 | 724 | 350 | 258 | 299 | 328 | 293 | 212 |      | 23年 | 140 | 218 | 225 | 245 | 236 | 120 | 70  | 57  | 56  | 61  | 125 | 138 | 130 |
|       | 24年 | 378 | 239 | 330 | 452 | 512 | 593 | 745 | 398 | 259 | 293 | 294 | 214 | 206 |      | 24年 | 109 | 149 | 166 | 141 | 168 | 108 | 78  | 68  | 64  | 59  | 105 | 106 | 91  |
| 葱     | 20年 | 608 | 262 | 330 | 533 | 691 | 714 | 793 | 850 | 801 | 818 | 804 | 380 | 316 | 馬鈴薯  | 20年 | 104 | 118 | 99  | 97  | 114 | 91  | 116 | 96  | 94  | 88  | 84  | 81  | 168 |
|       | 21年 | 500 | 359 | 289 | 319 | 442 | 701 | 529 | 535 | 492 | 657 | 681 | 505 | 494 |      | 21年 | 138 | 132 | 109 | 151 | 161 | 225 | 119 | 119 | 126 | 112 | 124 | 113 | 170 |
|       | 22年 | 602 | 552 | 430 | 509 | 715 | 964 | 983 | 652 | 542 | 461 | 437 | 622 | 359 |      | 22年 | 158 | 192 | 185 | 170 | 173 | 133 | 157 | 162 | 154 | 124 | 113 | 137 | 197 |
|       | 23年 | 612 | 295 | 285 | 627 | 834 | 616 | 600 | 573 | 518 | 781 | 985 | 779 | 448 |      | 23年 | 144 | 246 | 229 | 222 | 79  | 99  | 122 | 136 | 111 | 89  | 96  | 125 | 174 |
|       | 24年 | 594 | 265 | 299 | 461 | 911 | 899 | 849 | 646 | 406 | 647 | 862 | 647 | 241 |      | 24年 | 92  | 156 | 98  | 59  | 107 | 91  | 77  | 85  | 88  | 109 | 78  | 81  | 76  |
| 胡瓜    | 20年 | 213 | 153 | 92  | 143 | 92  | 187 | 228 | 261 | 386 | 304 | 224 | 213 | 278 | 里芋   | 20年 | 172 | 147 | 250 | 464 | 257 | 247 | 152 | 115 | 112 | 88  | 91  | 71  | 77  |
|       | 21年 | 198 | 148 | 94  | 80  | 113 | 158 | 90  | 172 | 321 | 334 | 276 | 289 | 303 |      | 21年 | 148 | 77  | 96  | 393 | 292 | 171 | 80  | 121 | 101 | 106 | 108 | 108 | 128 |
|       | 22年 | 212 | 245 | 126 | 160 | 186 | 142 | 178 | 238 | 299 | 297 | 291 | 231 | 154 |      | 22年 | 174 | 169 | 269 | 326 | 184 | 153 | 92  | 125 | 129 | 184 | 132 | 162 | 167 |
|       | 23年 | 248 | 108 | 140 | 264 | 175 | 155 | 255 | 220 | 320 | 414 | 313 | 310 | 301 |      | 23年 | 152 | 185 | 170 | 161 | 276 | 140 | 140 | 151 | 114 | 118 | 137 | 116 | 111 |
|       | 24年 | 211 | 149 | 131 | 88  | 176 | 179 | 164 | 224 | 285 | 461 | 342 | 190 | 143 |      | 24年 | 91  | 125 | 131 | 148 | 151 | 91  | 51  | 32  | 48  | 77  | 108 | 71  | 55  |

上段:数量Kg

下段:金額円

| 品目名      | 産地名       | 産地別割合 | 合計            | 4月          | 5月          | 6月          | 7月          | 8月          | 9月          | 10月         | 11月         | 12月         | 1月          | 2月          | 3月          |            |
|----------|-----------|-------|---------------|-------------|-------------|-------------|-------------|-------------|-------------|-------------|-------------|-------------|-------------|-------------|-------------|------------|
| 果実<br>合計 | 合計        | 100%  | 7,745,661     | 487,403     | 533,846     | 564,889     | 623,540     | 713,452     | 635,870     | 810,342     | 798,132     | 1,016,928   | 500,301     | 530,682     | 530,276     |            |
|          |           | 100%  | 2,057,207,691 | 145,827,713 | 175,281,945 | 178,190,651 | 200,450,791 | 245,150,214 | 185,078,836 | 150,081,836 | 132,160,863 | 217,532,589 | 135,121,885 | 147,754,393 | 144,575,975 |            |
|          |           | 単価    |               | 266         | 299         | 328         | 315         | 321         | 344         | 291         | 185         | 166         | 214         | 270         | 278         | 273        |
|          |           | 前年対比  |               | 91.1%       | 78.3%       | 81.0%       | 90.6%       | 88.9%       | 74.0%       | 90.1%       | 98.1%       | 93.2%       | 104.2%      | 105.2%      | 104.0%      | 91.0%      |
|          |           |       |               | 92.8%       | 90.4%       | 98.8%       | 104.2%      | 92.0%       | 98.9%       | 105.1%      | 83.7%       | 80.6%       | 89.7%       | 96.5%       | 91.5%       | 80.8%      |
|          |           | 市内    | 2.3%          | 179,852     | 23,471      | 13,613      | 18,520      | 2,964       | 1,730       | 9,261       | 8,043       | 12,482      | 20,720      | 21,114      | 22,235      | 25,699     |
|          | 5.4%      |       | 111,008,818   | 13,145,182  | 7,535,756   | 4,593,711   | 385,592     | 279,763     | 2,618,134   | 1,315,664   | 1,543,393   | 15,974,156  | 22,572,447  | 21,204,338  | 19,840,682  |            |
|          |           | 三股町   | 0.3%          | 22,508      | 4,195       | 2,202       | 418         | 43          | 153         | 640         | 323         | 167         | 1,463       | 3,340       | 4,270       | 5,294      |
|          |           |       | 0.9%          | 17,785,110  | 2,261,377   | 1,230,410   | 300,158     | 31,080      | 55,335      | 216,031     | 101,294     | 58,330      | 2,728,761   | 3,287,795   | 3,597,114   | 3,917,425  |
|          |           | 西諸県郡  | 0.8%          | 65,437      | 4,271       | 3,739       | 12,050      | 10,868      | 12,381      | 6,959       | 2,906       | 2,514       | 3,159       | 1,632       | 2,858       | 2,100      |
|          |           |       | 2.4%          | 49,530,608  | 3,551,804   | 3,380,791   | 9,224,072   | 12,279,131  | 8,759,227   | 3,577,824   | 570,255     | 418,489     | 2,603,570   | 1,549,790   | 1,906,601   | 1,709,054  |
|          |           | 県内    | 15.9%         | 1,234,878   | 48,991      | 51,468      | 40,344      | 47,661      | 51,489      | 98,995      | 178,748     | 182,624     | 287,013     | 103,653     | 80,467      | 63,425     |
|          |           |       | 13.4%         | 274,810,921 | 14,981,826  | 21,867,833  | 22,753,257  | 26,171,420  | 21,502,941  | 27,105,734  | 17,530,173  | 18,187,856  | 39,933,987  | 20,853,111  | 22,181,526  | 21,741,257 |
|          |           | 曾於市   | 2.6%          | 197,904     | 6,081       | 13,677      | 21,891      | 86,348      | 43,290      | 5,448       | 1,871       | 325         | 791         | 4,663       | 8,105       | 5,413      |
|          |           |       | 2.5%          | 51,853,556  | 4,515,757   | 5,859,425   | 5,685,964   | 9,259,400   | 5,463,606   | 762,600     | 588,525     | 111,769     | 1,560,627   | 5,142,778   | 8,075,809   | 4,827,296  |
|          |           | 霧島市   | 0.0%          | 2,946       | 0           | 1,494       | 1,452       | 0           | 0           | 0           | 0           | 0           | 0           | 0           | 0           | 0          |
|          |           |       | 0.0%          | 748,619     | 0           | 492,818     | 255,801     | 0           | 0           | 0           | 0           | 0           | 0           | 0           | 0           | 0          |
|          |           | 鹿児島県内 | 8.8%          | 683,914     | 58,592      | 80,068      | 85,763      | 40,354      | 27,617      | 61,921      | 41,868      | 33,346      | 102,723     | 31,930      | 51,681      | 68,051     |
|          |           |       | 9.6%          | 196,874,192 | 18,342,876  | 27,989,883  | 19,156,496  | 9,857,255   | 8,707,811   | 19,274,684  | 10,021,402  | 9,063,703   | 35,266,344  | 8,441,892   | 12,919,188  | 17,832,658 |
|          |           | 熊本    | 10.6%         | 824,811     | 37,022      | 54,792      | 62,599      | 61,652      | 70,152      | 50,723      | 63,390      | 98,419      | 94,644      | 83,608      | 89,608      | 58,201     |
|          |           |       | 10.1%         | 207,228,870 | 8,211,619   | 16,326,077  | 15,184,545  | 20,820,266  | 28,992,701  | 14,150,795  | 12,039,269  | 16,732,450  | 23,023,277  | 20,165,619  | 20,000,410  | 11,581,842 |
|          |           | 大分    | 0.8%          | 60,551      | 1,330       | 348         | 146         | 2,301       | 1,803       | 15,333      | 21,578      | 11,457      | 2,060       | 3,265       | 0           | 930        |
|          |           |       | 1.3%          | 27,727,207  | 543,060     | 157,395     | 90,804      | 898,065     | 1,379,783   | 8,998,165   | 10,788,226  | 3,050,273   | 680,873     | 931,718     | 0           | 208,845    |
|          |           | 福岡    | 10.3%         | 794,358     | 36,228      | 48,895      | 42,612      | 58,175      | 95,761      | 81,757      | 97,842      | 121,341     | 91,921      | 31,573      | 43,523      | 44,730     |
|          |           |       | 10.3%         | 211,357,384 | 10,756,159  | 15,549,713  | 14,140,139  | 19,758,704  | 35,819,530  | 28,221,248  | 18,547,316  | 21,305,671  | 17,063,055  | 8,500,417   | 10,896,751  | 10,798,681 |
|          |           | 佐賀    | 1.0%          | 80,889      | 5,421       | 962         | 7,001       | 11,662      | 12,654      | 17,679      | 7,962       | 4,049       | 5,104       | 3,166       | 2,856       | 2,374      |
|          | 1.8%      |       | 37,750,711    | 1,173,690   | 1,179,787   | 4,723,169   | 7,764,955   | 7,331,521   | 6,727,753   | 1,173,672   | 693,368     | 3,601,995   | 1,444,128   | 1,120,928   | 815,745     |            |
|          | 長崎        | 0.2%  | 15,897        | 1,585       | 4,349       | 1,267       | 2,487       | 390         | 796         | 618         | 502         | 1,510       | 250         | 867         | 1,276       |            |
|          |           | 0.3%  | 6,564,089     | 1,138,968   | 1,873,540   | 753,307     | 897,330     | 167,476     | 204,435     | 148,890     | 156,298     | 558,600     | 69,300      | 220,080     | 375,865     |            |
|          | 沖縄        | 0.0%  | 137           | 0           | 0           | 30          | 101         | 3           | 0           | 0           | 0           | 0           | 0           | 0           | 3           |            |
|          |           | 0.0%  | 170,730       | 0           | 0           | 44,835      | 112,350     | 8,820       | 0           | 0           | 0           | 0           | 0           | 0           | 4,725       |            |
|          | その他<br>県外 | 46.2% | 3,581,578     | 260,216     | 258,239     | 270,794     | 298,922     | 396,030     | 286,359     | 385,193     | 330,906     | 405,819     | 212,108     | 224,212     | 252,781     |            |
|          |           | 42.0% | 863,796,876   | 67,205,395  | 71,838,517  | 81,284,393  | 92,215,243  | 126,681,700 | 73,221,433  | 77,257,150  | 60,839,263  | 74,537,344  | 42,162,890  | 45,631,648  | 50,921,900  |            |

上段:数量Kg

下段:金額円

| 品目名       | 産地名   | 産地別割合 | 合計          | 4月         | 5月        | 6月        | 7月         | 8月         | 9月         | 10月        | 11月        | 12月        | 1月         | 2月         | 3月        |           |
|-----------|-------|-------|-------------|------------|-----------|-----------|------------|------------|------------|------------|------------|------------|------------|------------|-----------|-----------|
| みかん       | 合計    | 100%  | 1,031,322   | 970        | 2,630     | 9,071     | 20,821     | 22,557     | 72,158     | 170,470    | 217,580    | 279,375    | 110,275    | 89,149     | 36,266    |           |
|           |       | 100%  | 149,255,633 | 657,301    | 2,567,137 | 6,215,742 | 12,343,941 | 12,485,311 | 12,892,900 | 13,646,100 | 20,102,281 | 32,569,452 | 16,224,065 | 13,983,590 | 5,567,813 |           |
|           | 単価    |       |             |            |           |           |            |            |            |            |            |            |            |            |           |           |
|           |       |       | 145         | 678        | 976       | 685       | 593        | 553        | 179        | 80         | 92         | 117        | 147        | 157        | 154       |           |
|           | 前年対比  |       |             | 95.5%      | 137.7%    | 103.9%    | 93.4%      | 125.8%     | 73.2%      | 126.8%     | 89.0%      | 94.9%      | 95.2%      | 96.3%      | 97.1%     | 87.2%     |
|           |       |       |             | 80.8%      | 94.8%     | 103.2%    | 90.5%      | 107.7%     | 72.2%      | 85.2%      | 65.4%      | 82.1%      | 78.5%      | 83.5%      | 82.3%     | 74.0%     |
|           | 市内    |       | 3.5%        | 35,686     | 0         | 0         | 0          | 0          | 0          | 4,586      | 5,553      | 11,221     | 13,540     | 636        | 0         | 150       |
|           |       |       | 2.6%        | 3,897,583  | 0         | 0         | 0          | 0          | 0          | 708,606    | 519,846    | 974,365    | 1,593,378  | 98,553     | 0         | 2,835     |
|           | 三股町   |       | 0.0%        | 0          | 0         | 0         | 0          | 0          | 0          | 0          | 0          | 0          | 0          | 0          | 0         | 0         |
|           |       |       | 0.0%        | 0          | 0         | 0         | 0          | 0          | 0          | 0          | 0          | 0          | 0          | 0          | 0         | 0         |
|           | 西諸県郡  |       | 0.8%        | 8,475      | 0         | 0         | 993        | 4,562      | 2,920      | 0          | 0          | 0          | 0          | 0          | 0         | 0         |
|           |       |       | 2.0%        | 3,030,070  | 0         | 0         | 501,932    | 1,730,022  | 798,116    | 0          | 0          | 0          | 0          | 0          | 0         | 0         |
|           | 県内    |       | 57.0%       | 587,635    | 506       | 1,896     | 2,119      | 4,622      | 6,355      | 50,785     | 142,897    | 140,786    | 183,075    | 34,397     | 15,767    | 4,430     |
|           |       |       | 42.8%       | 63,909,320 | 533,401   | 1,588,379 | 1,396,102  | 2,710,714  | 3,561,831  | 6,827,527  | 11,220,953 | 11,684,127 | 17,807,603 | 3,997,740  | 2,128,603 | 452,340   |
|           | 曾於市   |       | 0.0%        | 0          | 0         | 0         | 0          | 0          | 0          | 0          | 0          | 0          | 0          | 0          | 0         | 0         |
|           |       |       | 0.0%        | 0          | 0         | 0         | 0          | 0          | 0          | 0          | 0          | 0          | 0          | 0          | 0         | 0         |
|           | 霧島市   |       | 0.0%        | 0          | 0         | 0         | 0          | 0          | 0          | 0          | 0          | 0          | 0          | 0          | 0         | 0         |
|           |       |       | 0.0%        | 0          | 0         | 0         | 0          | 0          | 0          | 0          | 0          | 0          | 0          | 0          | 0         | 0         |
|           | 鹿児島県内 |       | 3.3%        | 34,067     | 24        | 161       | 858        | 638        | 2,795      | 150        | 515        | 1,217      | 15,936     | 6,400      | 3,265     | 2,108     |
|           |       |       | 5.2%        | 7,825,754  | 37,590    | 156,660   | 535,721    | 367,080    | 1,597,733  | 106,995    | 21,053     | 113,285    | 3,273,638  | 875,349    | 382,852   | 357,798   |
|           | 熊本    |       | 28.8%       | 297,268    | 440       | 0         | 2          | 165        | 42         | 5,908      | 16,113     | 61,737     | 62,393     | 63,982     | 62,017    | 24,469    |
|           |       |       | 28.0%       | 41,741,980 | 86,310    | 0         | 18,900     | 77,490     | 40,688     | 570,370    | 1,179,833  | 7,009,466  | 9,008,895  | 10,210,550 | 9,911,782 | 3,627,696 |
|           | 大分    |       | 0.0%        | 0          | 0         | 0         | 0          | 0          | 0          | 0          | 0          | 0          | 0          | 0          | 0         | 0         |
|           |       |       | 0.0%        | 0          | 0         | 0         | 0          | 0          | 0          | 0          | 0          | 0          | 0          | 0          | 0         | 0         |
|           | 福岡    |       | 1.4%        | 14,627     | 0         | 0         | 114        | 0          | 128        | 0          | 0          | 0          | 205        | 4,110      | 7,150     | 2,920     |
|           |       |       | 2.2%        | 3,224,278  | 0         | 0         | 66,938     | 0          | 84,987     | 0          | 0          | 0          | 72,765     | 894,180    | 1,358,018 | 747,390   |
|           | 佐賀    |       | 4.5%        | 46,849     | 0         | 573       | 4,985      | 10,834     | 10,317     | 10,729     | 5,392      | 2,558      | 611        | 500        | 350       | 0         |
|           |       |       | 16.3%       | 24,338,003 | 0         | 822,098   | 3,696,149  | 7,458,635  | 6,401,956  | 4,679,402  | 704,415    | 290,588    | 124,740    | 81,900     | 78,120    | 0         |
| 長崎        |       | 0.3%  | 3,024       | 0          | 0         | 0         | 0          | 0          | 0          | 0          | 50         | 1,355      | 250        | 400        | 969       |           |
|           |       | 0.6%  | 912,839     | 0          | 0         | 0         | 0          | 0          | 0          | 0          | 26,250     | 507,780    | 69,300     | 83,055     | 226,454   |           |
| 沖縄        |       | 0.0%  | 0           | 0          | 0         | 0         | 0          | 0          | 0          | 0          | 0          | 0          | 0          | 0          | 0         |           |
|           |       | 0.0%  | 0           | 0          | 0         | 0         | 0          | 0          | 0          | 0          | 0          | 0          | 0          | 0          | 0         |           |
| その他<br>県外 |       | 0.4%  | 3,690       | 0          | 0         | 0         | 0          | 0          | 0          | 0          | 10         | 2,260      | 0          | 200        | 1,220     |           |
|           |       | 0.3%  | 375,806     | 0          | 0         | 0         | 0          | 0          | 0          | 0          | 4,200      | 180,653    | -3,507     | 41,160     | 153,300   |           |

上段:数量Kg

下段:金額円

| 品目名       | 産地名   | 産地別割合 | 合計        | 4月      | 5月      | 6月      | 7月     | 8月 | 9月   | 10月  | 11月  | 12月  | 1月   | 2月     | 3月     |         |
|-----------|-------|-------|-----------|---------|---------|---------|--------|----|------|------|------|------|------|--------|--------|---------|
| ネーブル      | 合計    | 100%  | 4,608     | 1,062   | 1,645   | 140     | 0      | 0  | 0    | 0    | 0    | 0    | 180  | 950    | 631    |         |
|           |       | 100%  | 1,041,987 | 333,323 | 400,680 | 28,980  | 0      | 0  | 0    | 0    | 0    | 0    | 0    | 25,830 | 96,619 | 156,555 |
|           | 単価    |       |           |         |         |         |        |    |      |      |      |      |      |        |        |         |
|           |       |       |           | 226     | 314     | 244     | 207    | -  | -    | -    | -    | -    | -    | 144    | 102    | 248     |
|           | 前年対比  |       |           | 108.6%  | 94%     | 313%    | 0%     | 0% | 0.0% | 0.0% | 0.0% | 0.0% | 0.0% | 450.0% | 338.1% | 30.5%   |
|           |       |       |           | 83.4%   | 82%     | 239%    | 0%     | 0% | 0.0% | 0.0% | 0.0% | 0.0% | 0.0% | 372.7% | 142.4% | 28.7%   |
|           | 市内    |       | 0.0%      | 0       | 0       | 0       | 0      | 0  | 0    | 0    | 0    | 0    | 0    | 0      | 0      | 0       |
|           |       |       | 0.0%      | 0       | 0       | 0       | 0      | 0  | 0    | 0    | 0    | 0    | 0    | 0      | 0      | 0       |
|           | 三股町   |       | 0.0%      | 0       | 0       | 0       | 0      | 0  | 0    | 0    | 0    | 0    | 0    | 0      | 0      | 0       |
|           |       |       | 0.0%      | 0       | 0       | 0       | 0      | 0  | 0    | 0    | 0    | 0    | 0    | 0      | 0      | 0       |
|           | 西諸県郡  |       | 0.0%      | 0       | 0       | 0       | 0      | 0  | 0    | 0    | 0    | 0    | 0    | 0      | 0      | 0       |
|           |       |       | 0.0%      | 0       | 0       | 0       | 0      | 0  | 0    | 0    | 0    | 0    | 0    | 0      | 0      | 0       |
|           | 県内    |       | 52.7%     | 2,428   | 470     | 1,645   | 140    | 0  | 0    | 0    | 0    | 0    | 0    | 0      | 130    | 43      |
|           |       |       | 54.9%     | 572,250 | 107,625 | 400,680 | 28,980 | 0  | 0    | 0    | 0    | 0    | 0    | 0      | 14,280 | 20,685  |
|           | 曾於市   |       | 0.0%      | 0       | 0       | 0       | 0      | 0  | 0    | 0    | 0    | 0    | 0    | 0      | 0      | 0       |
|           |       |       | 0.0%      | 0       | 0       | 0       | 0      | 0  | 0    | 0    | 0    | 0    | 0    | 0      | 0      | 0       |
|           | 霧島市   |       | 0.0%      | 0       | 0       | 0       | 0      | 0  | 0    | 0    | 0    | 0    | 0    | 0      | 0      | 0       |
|           |       |       | 0.0%      | 0       | 0       | 0       | 0      | 0  | 0    | 0    | 0    | 0    | 0    | 0      | 0      | 0       |
|           | 鹿児島県内 |       | 11.0%     | 509     | 327     | 0       | 0      | 0  | 0    | 0    | 0    | 0    | 0    | 0      | 10     | 172     |
|           |       |       | 31.2%     | 325,133 | 188,528 | 0       | 0      | 0  | 0    | 0    | 0    | 0    | 0    | 0      | 12,600 | 124,005 |
|           | 熊本    |       | 33.2%     | 1,531   | 265     | 0       | 0      | 0  | 0    | 0    | 0    | 0    | 0    | 180    | 810    | 276     |
|           |       |       | 13.5%     | 140,299 | 37,170  | 0       | 0      | 0  | 0    | 0    | 0    | 0    | 0    | 25,830 | 69,739 | 7,560   |
|           | 大分    |       | 0.0%      | 0       | 0       | 0       | 0      | 0  | 0    | 0    | 0    | 0    | 0    | 0      | 0      | 0       |
|           |       |       | 0.0%      | 0       | 0       | 0       | 0      | 0  | 0    | 0    | 0    | 0    | 0    | 0      | 0      | 0       |
|           | 福岡    |       | 0.0%      | 0       | 0       | 0       | 0      | 0  | 0    | 0    | 0    | 0    | 0    | 0      | 0      | 0       |
|           |       |       | 0.0%      | 0       | 0       | 0       | 0      | 0  | 0    | 0    | 0    | 0    | 0    | 0      | 0      | 0       |
|           | 佐賀    |       | 0.0%      | 0       | 0       | 0       | 0      | 0  | 0    | 0    | 0    | 0    | 0    | 0      | 0      | 0       |
|           |       |       | 0.0%      | 0       | 0       | 0       | 0      | 0  | 0    | 0    | 0    | 0    | 0    | 0      | 0      | 0       |
| 長崎        |       | 0.0%  | 0         | 0       | 0       | 0       | 0      | 0  | 0    | 0    | 0    | 0    | 0    | 0      | 0      |         |
|           |       | 0.0%  | 0         | 0       | 0       | 0       | 0      | 0  | 0    | 0    | 0    | 0    | 0    | 0      | 0      |         |
| 沖縄        |       | 0.0%  | 0         | 0       | 0       | 0       | 0      | 0  | 0    | 0    | 0    | 0    | 0    | 0      | 0      |         |
|           |       | 0.0%  | 0         | 0       | 0       | 0       | 0      | 0  | 0    | 0    | 0    | 0    | 0    | 0      | 0      |         |
| その他<br>県外 |       | 3.0%  | 140       | 0       | 0       | 0       | 0      | 0  | 0    | 0    | 0    | 0    | 0    | 0      | 140    |         |
|           |       | 0.4%  | 4,305     | 0       | 0       | 0       | 0      | 0  | 0    | 0    | 0    | 0    | 0    | 0      | 4,305  |         |



上段:数量Kg

下段:金額円

| 品目名       | 産地名   | 産地別割合 | 合計        | 4月        | 5月      | 6月    | 7月   | 8月   | 9月   | 10月  | 11月  | 12月  | 1月      | 2月      | 3月      |         |
|-----------|-------|-------|-----------|-----------|---------|-------|------|------|------|------|------|------|---------|---------|---------|---------|
| 八朔        | 合計    | 100%  | 21,124    | 3,373     | 10      | 0     | 0    | 0    | 0    | 0    | 0    | 35   | 4,177   | 5,697   | 7,832   |         |
|           |       | 100%  | 2,639,588 | 525,022   | 2,835   | 0     | 0    | 0    | 0    | 0    | 0    | 0    | 1,365   | 449,191 | 883,814 | 777,361 |
|           | 単価    |       |           |           |         |       |      |      |      |      |      |      |         |         |         |         |
|           |       |       |           | 125       | 156     | 284   | -    | -    | -    | -    | -    | -    | 39      | 108     | 155     | 99      |
|           | 前年対比  |       |           | 102.3%    | 92.7%   | 11.1% | 0.0% | 0.0% | 0.0% | 0.0% | 0.0% | 0.0% | 8.9%    | 111.9%  | 99.3%   | 111.1%  |
|           |       |       |           | 69.3%     | 69.6%   | 38.6% | 0.0% | 0.0% | 0.0% | 0.0% | 0.0% | 0.0% | 1.0%    | 61.7%   | 78.5%   | 73.9%   |
|           | 市内    |       | 1.4%      | 286       | 0       | 0     | 0    | 0    | 0    | 0    | 0    | 0    | 35      | 181     | 0       | 70      |
|           |       |       | 0.9%      | 23,783    | 0       | 0     | 0    | 0    | 0    | 0    | 0    | 0    | 1,365   | 21,683  | 0       | 735     |
|           | 三股町   |       | 0.1%      | 25        | 0       | 0     | 0    | 0    | 0    | 0    | 0    | 0    | 0       | 0       | 25      | 0       |
|           |       |       | 0.0%      | 1,313     | 0       | 0     | 0    | 0    | 0    | 0    | 0    | 0    | 0       | 0       | 1,313   | 0       |
|           | 西諸県郡  |       | 0.0%      | 0         | 0       | 0     | 0    | 0    | 0    | 0    | 0    | 0    | 0       | 0       | 0       | 0       |
|           |       |       | 0.0%      | 0         | 0       | 0     | 0    | 0    | 0    | 0    | 0    | 0    | 0       | 0       | 0       | 0       |
|           | 県内    |       | 2.5%      | 521       | 0       | 0     | 0    | 0    | 0    | 0    | 0    | 0    | 0       | 88      | 95      | 338     |
|           |       |       | 1.8%      | 46,704    | 0       | 0     | 0    | 0    | 0    | 0    | 0    | 0    | 0       | 5,544   | 11,025  | 30,135  |
|           | 曾於市   |       | 0.2%      | 40        | 0       | 0     | 0    | 0    | 0    | 0    | 0    | 0    | 0       | 0       | 40      | 0       |
|           |       |       | 0.0%      | 840       | 0       | 0     | 0    | 0    | 0    | 0    | 0    | 0    | 0       | 0       | 840     | 0       |
|           | 霧島市   |       | 0.0%      | 0         | 0       | 0     | 0    | 0    | 0    | 0    | 0    | 0    | 0       | 0       | 0       | 0       |
|           |       |       | 0.0%      | 0         | 0       | 0     | 0    | 0    | 0    | 0    | 0    | 0    | 0       | 0       | 0       | 0       |
|           | 鹿児島県内 |       | 17.6%     | 3,710     | 540     | 0     | 0    | 0    | 0    | 0    | 0    | 0    | 0       | 350     | 2,150   | 670     |
|           |       |       | 15.1%     | 398,265   | 54,180  | 0     | 0    | 0    | 0    | 0    | 0    | 0    | 0       | 57,225  | 211,680 | 75,180  |
|           | 熊本    |       | 64.7%     | 13,669    | 2,413   | 0     | 0    | 0    | 0    | 0    | 0    | 0    | 0       | 2,766   | 2,659   | 5,831   |
|           |       |       | 59.7%     | 1,576,163 | 386,569 | 0     | 0    | 0    | 0    | 0    | 0    | 0    | 0       | 174,636 | 507,943 | 507,015 |
|           | 大分    |       | 0.0%      | 0         | 0       | 0     | 0    | 0    | 0    | 0    | 0    | 0    | 0       | 0       | 0       | 0       |
|           |       |       | 0.0%      | 0         | 0       | 0     | 0    | 0    | 0    | 0    | 0    | 0    | 0       | 0       | 0       | 0       |
|           | 福岡    |       | 0.0%      | 0         | 0       | 0     | 0    | 0    | 0    | 0    | 0    | 0    | 0       | 0       | 0       | 0       |
|           |       |       | 0.0%      | 0         | 0       | 0     | 0    | 0    | 0    | 0    | 0    | 0    | 0       | 0       | 0       | 0       |
|           | 佐賀    |       | 0.0%      | 0         | 0       | 0     | 0    | 0    | 0    | 0    | 0    | 0    | 0       | 0       | 0       | 0       |
|           |       |       | 0.0%      | 0         | 0       | 0     | 0    | 0    | 0    | 0    | 0    | 0    | 0       | 0       | 0       | 0       |
| 長崎        |       | 0.4%  | 80        | 0         | 10      | 0     | 0    | 0    | 0    | 0    | 0    | 0    | 0       | 0       | 70      |         |
|           |       | 0.4%  | 11,865    | 0         | 2,835   | 0     | 0    | 0    | 0    | 0    | 0    | 0    | 0       | 0       | 9,030   |         |
| 沖縄        |       | 0.0%  | 0         | 0         | 0       | 0     | 0    | 0    | 0    | 0    | 0    | 0    | 0       | 0       | 0       |         |
|           |       | 0.0%  | 0         | 0         | 0       | 0     | 0    | 0    | 0    | 0    | 0    | 0    | 0       | 0       | 0       |         |
| その他<br>県外 |       | 13.2% | 2,792     | 419       | 0       | 0     | 0    | 0    | 0    | 0    | 0    | 0    | 792     | 728     | 853     |         |
|           |       | 22.0% | 580,655   | 84,273    | 0       | 0     | 0    | 0    | 0    | 0    | 0    | 0    | 190,103 | 151,013 | 155,266 |         |

上段:数量Kg

下段:金額円

| 品目名       | 産地名   | 産地別割合 | 合計         | 4月         | 5月        | 6月      | 7月     | 8月   | 9月   | 10月  | 11月     | 12月       | 1月        | 2月        | 3月        |           |
|-----------|-------|-------|------------|------------|-----------|---------|--------|------|------|------|---------|-----------|-----------|-----------|-----------|-----------|
| 日向夏       | 合計    | 100%  | 33,150     | 8,045      | 3,949     | 235     | 0      | 0    | 0    | 0    | 309     | 2,394     | 2,034     | 5,883     | 10,302    |           |
|           |       | 100%  | 11,081,732 | 2,279,573  | 891,114   | 49,140  | 0      | 0    | 0    | 0    | 208,215 | 1,452,882 | 820,586   | 2,253,891 | 3,126,331 |           |
|           | 単価    |       |            |            |           |         |        |      |      |      |         |           |           |           |           |           |
|           |       |       |            | 334        | 283       | 226     | 209    | -    | -    | -    | -       | 675       | 607       | 403       | 383       | 303       |
|           | 前年対比  |       |            | 72.8%      | 55.0%     | 237.8%  | 0.0%   | 0.0% | 0.0% | 0.0% | 0.0%    | 77.9%     | 56.0%     | 89.4%     | 83.9%     | 67.2%     |
|           |       |       |            | 65.9%      | 50.0%     | 182.8%  | 0.0%   | 0.0% | 0.0% | 0.0% | 0.0%    | 66.8%     | 51.5%     | 63.9%     | 85.8%     | 66.0%     |
|           | 市内    |       | 0.1%       | 42         | 0         | 0       | 0      | 0    | 0    | 0    | 0       | 0         | 0         | 0         | 0         | 42        |
|           |       |       | 0.0%       | 3,528      | 0         | 0       | 0      | 0    | 0    | 0    | 0       | 0         | 0         | 0         | 0         | 3,528     |
|           | 三股町   |       | 0.0%       | 0          | 0         | 0       | 0      | 0    | 0    | 0    | 0       | 0         | 0         | 0         | 0         | 0         |
|           |       |       | 0.0%       | 0          | 0         | 0       | 0      | 0    | 0    | 0    | 0       | 0         | 0         | 0         | 0         | 0         |
|           | 西諸県郡  |       | 0.0%       | 0          | 0         | 0       | 0      | 0    | 0    | 0    | 0       | 0         | 0         | 0         | 0         | 0         |
|           |       |       | 0.0%       | 0          | 0         | 0       | 0      | 0    | 0    | 0    | 0       | 0         | 0         | 0         | 0         | 0         |
|           | 県内    |       | 90.4%      | 29,957     | 7,910     | 1,538   | 190    | 0    | 0    | 0    | 0       | 309       | 2,394     | 2,034     | 5,883     | 9,700     |
|           |       |       | 94.8%      | 10,502,962 | 2,251,538 | 418,877 | 40,635 | 0    | 0    | 0    | 0       | 208,215   | 1,452,882 | 820,586   | 2,253,891 | 3,056,338 |
|           | 曾於市   |       | 0.0%       | 0          | 0         | 0       | 0      | 0    | 0    | 0    | 0       | 0         | 0         | 0         | 0         | 0         |
|           |       |       | 0.0%       | 0          | 0         | 0       | 0      | 0    | 0    | 0    | 0       | 0         | 0         | 0         | 0         | 0         |
|           | 霧島市   |       | 0.0%       | 0          | 0         | 0       | 0      | 0    | 0    | 0    | 0       | 0         | 0         | 0         | 0         | 0         |
|           |       |       | 0.0%       | 0          | 0         | 0       | 0      | 0    | 0    | 0    | 0       | 0         | 0         | 0         | 0         | 0         |
|           | 鹿児島県内 |       | 1.7%       | 560        | 0         | 0       | 0      | 0    | 0    | 0    | 0       | 0         | 0         | 0         | 0         | 560       |
|           |       |       | 0.6%       | 66,465     | 0         | 0       | 0      | 0    | 0    | 0    | 0       | 0         | 0         | 0         | 0         | 66,465    |
|           | 熊本    |       | 0.5%       | 166        | 0         | 121     | 45     | 0    | 0    | 0    | 0       | 0         | 0         | 0         | 0         | 0         |
|           |       |       | 0.2%       | 22,207     | 0         | 13,702  | 8,505  | 0    | 0    | 0    | 0       | 0         | 0         | 0         | 0         | 0         |
|           | 大分    |       | 0.0%       | 0          | 0         | 0       | 0      | 0    | 0    | 0    | 0       | 0         | 0         | 0         | 0         | 0         |
|           |       |       | 0.0%       | 0          | 0         | 0       | 0      | 0    | 0    | 0    | 0       | 0         | 0         | 0         | 0         | 0         |
|           | 福岡    |       | 0.4%       | 135        | 135       | 0       | 0      | 0    | 0    | 0    | 0       | 0         | 0         | 0         | 0         | 0         |
|           |       |       | 0.3%       | 28,035     | 28,035    | 0       | 0      | 0    | 0    | 0    | 0       | 0         | 0         | 0         | 0         | 0         |
|           | 佐賀    |       | 0.0%       | 0          | 0         | 0       | 0      | 0    | 0    | 0    | 0       | 0         | 0         | 0         | 0         | 0         |
|           |       |       | 0.0%       | 0          | 0         | 0       | 0      | 0    | 0    | 0    | 0       | 0         | 0         | 0         | 0         | 0         |
| 長崎        |       | 0.0%  | 0          | 0          | 0         | 0       | 0      | 0    | 0    | 0    | 0       | 0         | 0         | 0         | 0         |           |
|           |       | 0.0%  | 0          | 0          | 0         | 0       | 0      | 0    | 0    | 0    | 0       | 0         | 0         | 0         | 0         |           |
| 沖縄        |       | 0.0%  | 0          | 0          | 0         | 0       | 0      | 0    | 0    | 0    | 0       | 0         | 0         | 0         | 0         |           |
|           |       | 0.0%  | 0          | 0          | 0         | 0       | 0      | 0    | 0    | 0    | 0       | 0         | 0         | 0         | 0         |           |
| その他<br>県外 |       | 6.9%  | 2,290      | 0          | 2,290     | 0       | 0      | 0    | 0    | 0    | 0       | 0         | 0         | 0         | 0         |           |
|           |       | 4.1%  | 458,535    | 0          | 458,535   | 0       | 0      | 0    | 0    | 0    | 0       | 0         | 0         | 0         | 0         |           |

上段:数量Kg

下段:金額円

| 品目名       | 産地名   | 産地別割合     | 合計        | 4月     | 5月    | 6月    | 7月   | 8月   | 9月   | 10月  | 11月  | 12月  | 1月      | 2月        | 3月        |         |
|-----------|-------|-----------|-----------|--------|-------|-------|------|------|------|------|------|------|---------|-----------|-----------|---------|
| 伊予柑       | 合計    | 100%      | 29,983    | 649    | 0     | 0     | 0    | 0    | 0    | 0    | 0    | 0    | 5,985   | 14,639    | 8,710     |         |
|           |       | 100%      | 3,552,405 | 86,888 | 0     | 0     | 0    | 0    | 0    | 0    | 0    | 0    | 0       | 803,775   | 1,723,691 | 938,051 |
|           | 単価    |           |           |        |       |       |      |      |      |      |      |      |         |           |           |         |
|           |       |           |           | 118    | 134   | -     | -    | -    | -    | -    | -    | -    | -       | 134       | 118       | 108     |
|           | 前年対比  |           |           | 92.0%  | 28.0% | 0.0%  | 0.0% | 0.0% | 0.0% | 0.0% | 0.0% | 0.0% | 0.0%    | 105.9%    | 112.9%    | 74.9%   |
|           |       |           |           |        | 59.5% | 23.3% | 0.0% | 0.0% | 0.0% | 0.0% | 0.0% | 0.0% | 0.0%    | 64.7%     | 73.5%     | 46.6%   |
|           | 市内    | 0.1%      | 39        | 19     | 0     | 0     | 0    | 0    | 0    | 0    | 0    | 0    | 0       | 0         | 0         | 20      |
|           |       | 0.0%      | 1,628     | 998    | 0     | 0     | 0    | 0    | 0    | 0    | 0    | 0    | 0       | 0         | 0         | 630     |
|           | 三股町   | 0.0%      | 0         | 0      | 0     | 0     | 0    | 0    | 0    | 0    | 0    | 0    | 0       | 0         | 0         | 0       |
|           |       | 0.0%      | 0         | 0      | 0     | 0     | 0    | 0    | 0    | 0    | 0    | 0    | 0       | 0         | 0         | 0       |
|           | 西諸県郡  | 0.0%      | 0         | 0      | 0     | 0     | 0    | 0    | 0    | 0    | 0    | 0    | 0       | 0         | 0         | 0       |
|           |       | 0.0%      | 0         | 0      | 0     | 0     | 0    | 0    | 0    | 0    | 0    | 0    | 0       | 0         | 0         | 0       |
|           | 県内    | 14.5%     | 4,360     | 460    | 0     | 0     | 0    | 0    | 0    | 0    | 0    | 0    | 0       | 210       | 2,330     | 1,360   |
|           |       | 15.0%     | 534,030   | 59,115 | 0     | 0     | 0    | 0    | 0    | 0    | 0    | 0    | 0       | 42,315    | 272,370   | 160,230 |
|           | 曾於市   | 0.0%      | 0         | 0      | 0     | 0     | 0    | 0    | 0    | 0    | 0    | 0    | 0       | 0         | 0         | 0       |
|           |       | 0.0%      | 0         | 0      | 0     | 0     | 0    | 0    | 0    | 0    | 0    | 0    | 0       | 0         | 0         | 0       |
|           | 霧島市   | 0.0%      | 0         | 0      | 0     | 0     | 0    | 0    | 0    | 0    | 0    | 0    | 0       | 0         | 0         | 0       |
|           |       | 0.0%      | 0         | 0      | 0     | 0     | 0    | 0    | 0    | 0    | 0    | 0    | 0       | 0         | 0         | 0       |
|           | 鹿児島県内 | 1.0%      | 290       | 0      | 0     | 0     | 0    | 0    | 0    | 0    | 0    | 0    | 0       | 0         | 0         | 290     |
|           |       | 1.1%      | 37,538    | 0      | 0     | 0     | 0    | 0    | 0    | 0    | 0    | 0    | 0       | 0         | 0         | 37,538  |
| 熊本        | 0.3%  | 90        | 0         | 0      | 0     | 0     | 0    | 0    | 0    | 0    | 0    | 0    | 0       | 0         | 90        |         |
|           | 0.2%  | 6,405     | 0         | 0      | 0     | 0     | 0    | 0    | 0    | 0    | 0    | 0    | 0       | 0         | 6,405     |         |
| 大分        | 0.0%  | 0         | 0         | 0      | 0     | 0     | 0    | 0    | 0    | 0    | 0    | 0    | 0       | 0         | 0         |         |
|           | 0.0%  | 0         | 0         | 0      | 0     | 0     | 0    | 0    | 0    | 0    | 0    | 0    | 0       | 0         | 0         |         |
| 福岡        | 0.0%  | 0         | 0         | 0      | 0     | 0     | 0    | 0    | 0    | 0    | 0    | 0    | 0       | 0         | 0         |         |
|           | 0.0%  | 0         | 0         | 0      | 0     | 0     | 0    | 0    | 0    | 0    | 0    | 0    | 0       | 0         | 0         |         |
| 佐賀        | 0.0%  | 0         | 0         | 0      | 0     | 0     | 0    | 0    | 0    | 0    | 0    | 0    | 0       | 0         | 0         |         |
|           | 0.0%  | 0         | 0         | 0      | 0     | 0     | 0    | 0    | 0    | 0    | 0    | 0    | 0       | 0         | 0         |         |
| 長崎        | 0.0%  | 0         | 0         | 0      | 0     | 0     | 0    | 0    | 0    | 0    | 0    | 0    | 0       | 0         | 0         |         |
|           | 0.0%  | 0         | 0         | 0      | 0     | 0     | 0    | 0    | 0    | 0    | 0    | 0    | 0       | 0         | 0         |         |
| 沖縄        | 0.0%  | 0         | 0         | 0      | 0     | 0     | 0    | 0    | 0    | 0    | 0    | 0    | 0       | 0         | 0         |         |
|           | 0.0%  | 0         | 0         | 0      | 0     | 0     | 0    | 0    | 0    | 0    | 0    | 0    | 0       | 0         | 0         |         |
| その他<br>県外 | 84.1% | 25,204    | 170       | 0      | 0     | 0     | 0    | 0    | 0    | 0    | 0    | 0    | 5,775   | 12,309    | 6,950     |         |
|           | 83.7% | 2,972,804 | 26,775    | 0      | 0     | 0     | 0    | 0    | 0    | 0    | 0    | 0    | 761,460 | 1,451,321 | 733,248   |         |

上段:数量Kg

下段:金額円

| 品目名       | 産地名   | 産地別割合 | 合計         | 4月         | 5月        | 6月        | 7月      | 8月     | 9月     | 10月    | 11月     | 12月        | 1月         | 2月         | 3月         |           |
|-----------|-------|-------|------------|------------|-----------|-----------|---------|--------|--------|--------|---------|------------|------------|------------|------------|-----------|
| その他柑橘類    | 合計    | 100%  | 410,245    | 86,281     | 30,958    | 5,307     | 125     | 110    | 219    | 472    | 2,172   | 105,632    | 50,909     | 60,951     | 67,109     |           |
|           |       | 100%  | 97,870,733 | 16,983,807 | 7,129,537 | 881,812   | 3,150   | 4,620  | 44,310 | 69,164 | 573,093 | 31,172,236 | 10,519,359 | 14,897,754 | 15,591,891 |           |
|           | 単価    |       |            |            |           |           |         |        |        |        |         |            |            |            |            |           |
|           |       |       | 239        | 197        | 230       | 166       | 25      | 42     | 202    | 147    | 264     | 295        | 207        | 244        | 232        |           |
|           | 前年対比  |       | 91.6%      | 125.4%     | 86.1%     | 104.6%    | 8.1%    | 550.0% | 76.8%  | 41.8%  | 68.3%   | 90.9%      | 88.1%      | 81.3%      | 80.9%      |           |
|           |       |       | 85.3%      | 116.9%     | 114.1%    | 144.5%    | 1.1%    | 220.0% | 69.4%  | 46.0%  | 71.2%   | 89.1%      | 81.9%      | 65.4%      | 72.9%      |           |
|           | 市内    |       | 0.5%       | 2,071      | 136       | 0         | 0       | 0      | 0      | 0      | 0       | 0          | 372        | 169        | 1,148      | 246       |
|           |       |       | 0.7%       | 697,150    | 31,091    | 0         | 0       | 0      | 0      | 0      | 0       | 0          | 16,255     | 115,983    | 479,378    | 54,443    |
|           | 三股町   |       | 0.1%       | 215        | 0         | 0         | 0       | 0      | 0      | 0      | 0       | 0          | 99         | 31         | 85         | 0         |
|           |       |       | 0.0%       | 15,593     | 0         | 0         | 0       | 0      | 0      | 0      | 0       | 0          | 6,458      | 2,520      | 6,615      | 0         |
|           | 西諸県郡  |       | 1.0%       | 4,235      | 1,010     | 0         | 0       | 0      | 0      | 0      | 0       | 0          | 822        | 148        | 1,671      | 584       |
|           |       |       | 2.0%       | 1,918,456  | 101,220   | 0         | 0       | 0      | 0      | 0      | 0       | 0          | 394,853    | 103,320    | 796,268    | 522,795   |
|           | 県内    |       | 37.5%      | 153,901    | 10,462    | 12,544    | 964     | 0      | 0      | 219    | 432     | 1,003      | 55,197     | 33,653     | 24,848     | 14,580    |
|           |       |       | 37.7%      | 36,900,309 | 2,816,637 | 3,796,371 | 185,000 | 0      | 0      | 44,310 | 64,124  | 241,765    | 11,586,026 | 6,075,631  | 6,716,046  | 5,374,399 |
|           | 曾於市   |       | 0.0%       | 98         | 0         | 0         | 0       | 0      | 0      | 0      | 0       | 0          | 70         | 28         | 0          | 0         |
|           |       |       | 0.0%       | 43,838     | 0         | 0         | 0       | 0      | 0      | 0      | 0       | 0          | 38,850     | 4,988      | 0          | 0         |
|           | 霧島市   |       | 0.0%       | 0          | 0         | 0         | 0       | 0      | 0      | 0      | 0       | 0          | 0          | 0          | 0          | 0         |
|           |       |       | 0.0%       | 0          | 0         | 0         | 0       | 0      | 0      | 0      | 0       | 0          | 0          | 0          | 0          | 0         |
|           | 鹿児島県内 |       | 31.3%      | 128,462    | 29,759    | 10,844    | 1,782   | 0      | 0      | 0      | 0       | 400        | 35,738     | 10,549     | 16,339     | 23,051    |
|           |       |       | 34.0%      | 33,231,020 | 5,542,546 | 2,041,537 | 578,130 | 0      | 0      | 0      | 0       | 248,168    | 13,850,519 | 2,388,236  | 3,508,797  | 5,073,087 |
|           | 熊本    |       | 17.2%      | 70,535     | 24,039    | 7,414     | 2,211   | 125    | 110    | 0      | 40      | 769        | 7,258      | 3,147      | 9,693      | 15,729    |
|           |       |       | 11.8%      | 11,561,533 | 4,298,959 | 1,249,629 | 107,657 | 3,150  | 4,620  | 0      | 5,040   | 83,160     | 1,303,555  | 432,916    | 1,692,327  | 2,380,520 |
|           | 大分    |       | 0.0%       | 0          | 0         | 0         | 0       | 0      | 0      | 0      | 0       | 0          | 0          | 0          | 0          | 0         |
|           |       |       | 0.0%       | 0          | 0         | 0         | 0       | 0      | 0      | 0      | 0       | 0          | 0          | 0          | 0          | 0         |
|           | 福岡    |       | 0.9%       | 3,544      | 1,760     | 0         | 0       | 0      | 0      | 0      | 0       | 0          | 1,574      | 60         | 0          | 150       |
|           |       |       | 1.2%       | 1,164,167  | 373,695   | 0         | 0       | 0      | 0      | 0      | 0       | 0          | 756,840    | 31,080     | 0          | 2,552     |
|           | 佐賀    |       | 4.1%       | 16,848     | 5,421     | 100       | 0       | 0      | 0      | 0      | 0       | 0          | 4,024      | 2,424      | 2,506      | 2,374     |
|           |       |       | 7.7%       | 7,520,993  | 1,173,690 | 18,900    | 0       | 0      | 0      | 0      | 0       | 0          | 3,146,010  | 1,323,840  | 1,042,808  | 815,745   |
| 長崎        |       | 0.3%  | 1,257      | 537        | 0         | 0         | 0       | 0      | 0      | 0      | 0       | 155        | 0          | 362        | 203        |           |
|           |       | 0.4%  | 426,300    | 236,145    | 0         | 0         | 0       | 0      | 0      | 0      | 0       | 50,820     | 0          | 92,925     | 46,410     |           |
| 沖縄        |       | 0.0%  | 0          | 0          | 0         | 0         | 0       | 0      | 0      | 0      | 0       | 0          | 0          | 0          | 0          |           |
|           |       | 0.0%  | 0          | 0          | 0         | 0         | 0       | 0      | 0      | 0      | 0       | 0          | 0          | 0          | 0          |           |
| その他<br>県外 |       | 7.1%  | 29,079     | 13,157     | 55        | 350       | 0       | 0      | 0      | 0      | 0       | 324        | 700        | 4,300      | 10,193     |           |
|           |       | 4.5%  | 4,391,374  | 2,409,824  | 23,100    | 11,025    | 0       | 0      | 0      | 0      | 0       | 22,050     | 40,845     | 562,590    | 1,321,940  |           |

上段:数量Kg

下段:金額円

| 品目名       | 産地名   | 産地別割合 | 合計          | 4月         | 5月         | 6月         | 7月         | 8月         | 9月        | 10月        | 11月        | 12月        | 1月         | 2月         | 3月         |  |
|-----------|-------|-------|-------------|------------|------------|------------|------------|------------|-----------|------------|------------|------------|------------|------------|------------|--|
| ふじ        | 合計    | 100%  | 999,888     | 102,693    | 94,760     | 89,420     | 58,465     | 43,110     | 9,190     | 49,805     | 72,004     | 110,720    | 87,897     | 127,957    | 153,867    |  |
|           |       | 100%  | 304,031,641 | 36,751,334 | 35,783,633 | 34,273,470 | 26,901,211 | 22,747,253 | 5,057,640 | 12,430,636 | 17,113,290 | 29,480,887 | 19,891,527 | 29,543,767 | 34,056,993 |  |
|           | 単価    |       |             |            |            |            |            |            |           |            |            |            |            |            |            |  |
|           |       |       | 304         | 358        | 378        | 383        | 460        | 528        | 550       | 250        | 238        | 266        | 226        | 231        | 221        |  |
|           | 前年対比  |       | 97.0%       | 65.0%      | 85.3%      | 83.2%      | 60.7%      | 88.7%      | 425.5%    | 127.1%     | 136.6%     | 101.6%     | 115.2%     | 148.1%     | 106.8%     |  |
|           |       |       | 104.3%      | 116.1%     | 131.0%     | 131.6%     | 102.8%     | 152.9%     | 682.5%    | 98.3%      | 106.7%     | 92.2%      | 80.6%      | 103.4%     | 66.9%      |  |
|           | 市内    |       | 0.0%        | 0          | 0          | 0          | 0          | 0          | 0         | 0          | 0          | 0          | 0          | 0          | 0          |  |
|           |       |       | 0.0%        | 0          | 0          | 0          | 0          | 0          | 0         | 0          | 0          | 0          | 0          | 0          | 0          |  |
|           | 三股町   |       | 0.0%        | 0          | 0          | 0          | 0          | 0          | 0         | 0          | 0          | 0          | 0          | 0          | 0          |  |
|           |       |       | 0.0%        | 0          | 0          | 0          | 0          | 0          | 0         | 0          | 0          | 0          | 0          | 0          | 0          |  |
|           | 西諸県郡  |       | 0.2%        | 2,400      | 0          | 720        | 480        | 0          | 0         | 0          | 0          | 0          | 1,200      | 0          | 0          |  |
|           |       |       | 0.2%        | 535,815    | 0          | 210,210    | 129,360    | 0          | 0         | 0          | 0          | 0          | 196,245    | 0          | 0          |  |
|           | 県内    |       | 2.5%        | 25,020     | 2,100      | 3,100      | 1,020      | 4,300      | 580       | 0          | 0          | 1,130      | 4,370      | 2,840      | 3,280      |  |
|           |       |       | 2.9%        | 8,665,707  | 872,445    | 1,325,520  | 448,980    | 1,931,790  | 352,485   | 0          | 0          | 360,045    | 1,161,042  | 660,030    | 894,495    |  |
|           | 曾於市   |       | 0.0%        | 0          | 0          | 0          | 0          | 0          | 0         | 0          | 0          | 0          | 0          | 0          | 0          |  |
|           |       |       | 0.0%        | 0          | 0          | 0          | 0          | 0          | 0         | 0          | 0          | 0          | 0          | 0          | 0          |  |
|           | 霧島市   |       | 0.0%        | 0          | 0          | 0          | 0          | 0          | 0         | 0          | 0          | 0          | 0          | 0          | 0          |  |
|           |       |       | 0.0%        | 0          | 0          | 0          | 0          | 0          | 0         | 0          | 0          | 0          | 0          | 0          | 0          |  |
|           | 鹿児島県内 |       | 9.8%        | 98,283     | 8,743      | 4,220      | 8,620      | 5,910      | 800       | 400        | 0          | 5,130      | 16,430     | 9,150      | 15,090     |  |
|           |       |       | 9.5%        | 28,849,067 | 2,773,680  | 1,568,070  | 3,895,605  | 2,837,888  | 416,640   | 195,300    | 0          | 1,412,933  | 4,353,143  | 2,002,193  | 3,842,370  |  |
| 熊本        |       | 1.4%  | 14,280      | 50         | 480        | 210        | 0          | 0          | 0         | 0          | 1,910      | 2,790      | 580        | 3,820      |            |  |
|           |       | 1.2%  | 3,508,681   | 18,900     | 225,960    | 105,735    | 0          | 0          | 0         | 0          | 576,188    | 760,830    | 121,800    | 845,040    |            |  |
| 大分        |       | 0.0%  | 0           | 0          | 0          | 0          | 0          | 0          | 0         | 0          | 0          | 0          | 0          | 0          |            |  |
|           |       | 0.0%  | 0           | 0          | 0          | 0          | 0          | 0          | 0         | 0          | 0          | 0          | 0          | 0          |            |  |
| 福岡        |       | 8.2%  | 81,555      | 4,375      | 11,120     | 7,630      | 7,570      | 2,720      | 0         | 2,410      | 4,840      | 8,460      | 5,190      | 11,110     |            |  |
|           |       | 7.8%  | 23,654,139  | 1,684,515  | 3,640,875  | 3,074,400  | 3,211,425  | 1,300,635  | 0         | 526,890    | 1,198,208  | 2,060,940  | 1,375,815  | 2,384,603  |            |  |
| 佐賀        |       | 0.0%  | 0           | 0          | 0          | 0          | 0          | 0          | 0         | 0          | 0          | 0          | 0          | 0          |            |  |
|           |       | 0.0%  | 0           | 0          | 0          | 0          | 0          | 0          | 0         | 0          | 0          | 0          | 0          | 0          |            |  |
| 長崎        |       | 0.0%  | 0           | 0          | 0          | 0          | 0          | 0          | 0         | 0          | 0          | 0          | 0          | 0          |            |  |
|           |       | 0.0%  | 0           | 0          | 0          | 0          | 0          | 0          | 0         | 0          | 0          | 0          | 0          | 0          |            |  |
| 沖縄        |       | 0.0%  | 0           | 0          | 0          | 0          | 0          | 0          | 0         | 0          | 0          | 0          | 0          | 0          |            |  |
|           |       | 0.0%  | 0           | 0          | 0          | 0          | 0          | 0          | 0         | 0          | 0          | 0          | 0          | 0          |            |  |
| その他<br>県外 |       | 77.8% | 778,350     | 87,425     | 75,120     | 71,460     | 40,685     | 39,010     | 8,790     | 47,395     | 58,994     | 77,470     | 70,137     | 94,657     |            |  |
|           |       | 78.6% | 238,818,232 | 31,401,794 | 28,812,998 | 26,619,390 | 18,920,108 | 20,677,493 | 4,862,340 | 11,903,746 | 13,565,916 | 20,948,687 | 15,731,689 | 21,577,259 |            |  |

上段:数量Kg

下段:金額円

| 品目名       | 産地名   | 産地別割合 | 合計        | 4月      | 5月      | 6月      | 7月      | 8月        | 9月      | 10月  | 11月  | 12月     | 1月     | 2月     | 3月      |        |
|-----------|-------|-------|-----------|---------|---------|---------|---------|-----------|---------|------|------|---------|--------|--------|---------|--------|
| む<br>っ    | 合計    | 100%  | 7,915     | 510     | 490     | 810     | 1,370   | 2,860     | 150     | 0    | 0    | 950     | 60     | 190    | 525     |        |
|           |       | 100%  | 3,044,791 | 139,965 | 242,025 | 316,470 | 465,098 | 1,301,475 | 72,450  | 0    | 0    | 216,248 | 32,760 | 90,510 | 167,790 |        |
|           | 単価    |       |           |         |         |         |         |           |         |      |      |         |        |        |         |        |
|           |       |       |           | 385     | 274     | 494     | 391     | 339       | 455     | 483  | -    | -       | 228    | 546    | 476     | 320    |
|           | 前年対比  |       | 44.3%     | 63.0%   | 44.5%   | 50.6%   | 103.8%  | 34.3%     | 75.0%   | 0.0% | 0.0% | 0.0%    | 0.0%   | 0.0%   | 6.7%    | 477.3% |
|           |       |       | 48.8%     | 37.3%   | 123.1%  | 53.7%   | 120.8%  | 37.3%     | 76.7%   | 0.0% | 0.0% | 0.0%    | 0.0%   | 0.0%   | 13.9%   | 279.4% |
|           | 市内    |       | 0.0%      | 0       | 0       | 0       | 0       | 0         | 0       | 0    | 0    | 0       | 0      | 0      | 0       | 0      |
|           |       |       | 0.0%      | 0       | 0       | 0       | 0       | 0         | 0       | 0    | 0    | 0       | 0      | 0      | 0       | 0      |
|           | 三股町   |       | 0.0%      | 0       | 0       | 0       | 0       | 0         | 0       | 0    | 0    | 0       | 0      | 0      | 0       | 0      |
|           |       |       | 0.0%      | 0       | 0       | 0       | 0       | 0         | 0       | 0    | 0    | 0       | 0      | 0      | 0       | 0      |
|           | 西諸県郡  |       | 0.0%      | 0       | 0       | 0       | 0       | 0         | 0       | 0    | 0    | 0       | 0      | 0      | 0       | 0      |
|           |       |       | 0.0%      | 0       | 0       | 0       | 0       | 0         | 0       | 0    | 0    | 0       | 0      | 0      | 0       | 0      |
|           | 県内    |       | 2.3%      | 180     | 180     | 0       | 0       | 0         | 0       | 0    | 0    | 0       | 0      | 0      | 0       | 0      |
|           |       |       | 1.6%      | 47,250  | 47,250  | 0       | 0       | 0         | 0       | 0    | 0    | 0       | 0      | 0      | 0       | 0      |
|           | 曾於市   |       | 0.0%      | 0       | 0       | 0       | 0       | 0         | 0       | 0    | 0    | 0       | 0      | 0      | 0       | 0      |
|           |       |       | 0.0%      | 0       | 0       | 0       | 0       | 0         | 0       | 0    | 0    | 0       | 0      | 0      | 0       | 0      |
|           | 霧島市   |       | 0.0%      | 0       | 0       | 0       | 0       | 0         | 0       | 0    | 0    | 0       | 0      | 0      | 0       | 0      |
|           |       |       | 0.0%      | 0       | 0       | 0       | 0       | 0         | 0       | 0    | 0    | 0       | 0      | 0      | 0       | 0      |
|           | 鹿児島県内 |       | 6.3%      | 500     | 0       | 0       | 0       | 0         | 500     | 0    | 0    | 0       | 0      | 0      | 0       | 0      |
|           |       |       | 9.2%      | 281,190 | 0       | 0       | 0       | 0         | 281,190 | 0    | 0    | 0       | 0      | 0      | 0       | 0      |
| 熊本        |       | 0.8%  | 60        | 0       | 0       | 0       | 0       | 0         | 0       | 0    | 0    | 0       | 0      | 20     | 40      |        |
|           |       | 0.9%  | 26,250    | 0       | 0       | 0       | 0       | 0         | 0       | 0    | 0    | 0       | 0      | 9,240  | 17,010  |        |
| 大分        |       | 0.0%  | 0         | 0       | 0       | 0       | 0       | 0         | 0       | 0    | 0    | 0       | 0      | 0      | 0       |        |
|           |       | 0.0%  | 0         | 0       | 0       | 0       | 0       | 0         | 0       | 0    | 0    | 0       | 0      | 0      | 0       |        |
| 福岡        |       | 21.2% | 1,675     | 330     | 340     | 150     | 20      | 140       | 150     | 0    | 0    | 130     | 60     | 170    | 185     |        |
|           |       | 25.6% | 780,465   | 92,715  | 185,325 | 74,235  | 12,180  | 66,885    | 72,450  | 0    | 0    | 70,140  | 32,760 | 81,270 | 92,505  |        |
| 佐賀        |       | 0.0%  | 0         | 0       | 0       | 0       | 0       | 0         | 0       | 0    | 0    | 0       | 0      | 0      | 0       |        |
|           |       | 0.0%  | 0         | 0       | 0       | 0       | 0       | 0         | 0       | 0    | 0    | 0       | 0      | 0      | 0       |        |
| 長崎        |       | 0.0%  | 0         | 0       | 0       | 0       | 0       | 0         | 0       | 0    | 0    | 0       | 0      | 0      | 0       |        |
|           |       | 0.0%  | 0         | 0       | 0       | 0       | 0       | 0         | 0       | 0    | 0    | 0       | 0      | 0      | 0       |        |
| 沖縄        |       | 0.0%  | 0         | 0       | 0       | 0       | 0       | 0         | 0       | 0    | 0    | 0       | 0      | 0      | 0       |        |
|           |       | 0.0%  | 0         | 0       | 0       | 0       | 0       | 0         | 0       | 0    | 0    | 0       | 0      | 0      | 0       |        |
| その他<br>県外 |       | 69.5% | 5,500     | 0       | 150     | 660     | 1,350   | 2,220     | 0       | 0    | 0    | 820     | 0      | 0      | 300     |        |
|           |       | 62.7% | 1,909,636 | 0       | 56,700  | 242,235 | 452,918 | 953,400   | 0       | 0    | 0    | 146,108 | 0      | 0      | 58,275  |        |

上段:数量Kg

下段:金額円

| 品目名       | 産地名   | 産地別割合 | 合計         | 4月        | 5月        | 6月        | 7月        | 8月        | 9月      | 10月     | 11月       | 12月       | 1月        | 2月        | 3月      |      |
|-----------|-------|-------|------------|-----------|-----------|-----------|-----------|-----------|---------|---------|-----------|-----------|-----------|-----------|---------|------|
| 王<br>林    | 合計    | 100%  | 101,738    | 7,350     | 11,850    | 14,110    | 13,212    | 4,920     | 310     | 2,030   | 5,520     | 15,600    | 12,356    | 14,480    | 0       |      |
|           |       | 100%  | 29,083,463 | 2,605,470 | 4,246,673 | 5,029,973 | 4,612,493 | 1,925,438 | 122,850 | 388,920 | 1,119,248 | 3,431,223 | 2,687,213 | 2,913,962 | 0       |      |
|           | 単価    |       |            |           |           |           |           |           |         |         |           |           |           |           |         |      |
|           |       |       |            | 286       | 354       | 358       | 356       | 349       | 391     | 396     | 192       | 203       | 220       | 217       | 201     | -    |
|           | 前年対比  |       |            | 52.5%     | 23.4%     | 37.1%     | 50.3%     | 63.8%     | 39.6%   | 75.6%   | 73.6%     | 50.2%     | 91.4%     | 94.8%     | 0.0%    | 0.0% |
|           |       |       |            | 61.2%     | 40.7%     | 65.3%     | 75.2%     | 83.8%     | 58.7%   | 104.3%  | 58.8%     | 44.8%     | 71.5%     | 72.4%     | 0.0%    | 0.0% |
|           | 市内    |       | 0.0%       | 0         | 0         | 0         | 0         | 0         | 0       | 0       | 0         | 0         | 0         | 0         | 0       | 0    |
|           |       |       | 0.0%       | 0         | 0         | 0         | 0         | 0         | 0       | 0       | 0         | 0         | 0         | 0         | 0       | 0    |
|           | 三股町   |       | 0.0%       | 0         | 0         | 0         | 0         | 0         | 0       | 0       | 0         | 0         | 0         | 0         | 0       | 0    |
|           |       |       | 0.0%       | 0         | 0         | 0         | 0         | 0         | 0       | 0       | 0         | 0         | 0         | 0         | 0       | 0    |
|           | 西諸県郡  |       | 0.0%       | 0         | 0         | 0         | 0         | 0         | 0       | 0       | 0         | 0         | 0         | 0         | 0       | 0    |
|           |       |       | 0.0%       | 0         | 0         | 0         | 0         | 0         | 0       | 0       | 0         | 0         | 0         | 0         | 0       | 0    |
|           | 県内    |       | 3.4%       | 3,490     | 240       | 480       | 0         | 650       | 0       | 0       | 0         | 0         | 100       | 1,490     | 530     | 0    |
|           |       |       | 3.7%       | 1,089,848 | 98,805    | 183,960   | 0         | 268,800   | 0       | 0       | 0         | 0         | 33,600    | 365,820   | 138,863 | 0    |
|           | 曾於市   |       | 0.0%       | 0         | 0         | 0         | 0         | 0         | 0       | 0       | 0         | 0         | 0         | 0         | 0       | 0    |
|           |       |       | 0.0%       | 0         | 0         | 0         | 0         | 0         | 0       | 0       | 0         | 0         | 0         | 0         | 0       | 0    |
|           | 霧島市   |       | 0.0%       | 0         | 0         | 0         | 0         | 0         | 0       | 0       | 0         | 0         | 0         | 0         | 0       | 0    |
|           |       |       | 0.0%       | 0         | 0         | 0         | 0         | 0         | 0       | 0       | 0         | 0         | 0         | 0         | 0       | 0    |
|           | 鹿児島県内 |       | 5.8%       | 5,900     | 0         | 0         | 0         | 0         | 0       | 0       | 980       | 2,310     | 1,820     | 790       | 0       | 0    |
|           |       |       | 4.1%       | 1,179,203 | 0         | 0         | 0         | 0         | 0       | 0       | 196,875   | 487,410   | 324,398   | 170,520   | 0       | 0    |
|           | 熊本    |       | 4.1%       | 4,146     | 100       | 30        | 0         | 0         | 0       | 0       | 0         | 1,160     | 300       | 186       | 2,370   | 0    |
|           |       |       | 3.2%       | 940,223   | 40,950    | 13,545    | 0         | 0         | 0       | 0       | 0         | 251,370   | 61,950    | 50,400    | 522,008 | 0    |
|           | 大分    |       | 0.0%       | 0         | 0         | 0         | 0         | 0         | 0       | 0       | 0         | 0         | 0         | 0         | 0       | 0    |
|           |       |       | 0.0%       | 0         | 0         | 0         | 0         | 0         | 0       | 0       | 0         | 0         | 0         | 0         | 0       | 0    |
|           | 福岡    |       | 8.4%       | 8,530     | 3,410     | 2,630     | 0         | 230       | 0       | 0       | 0         | 250       | 60        | 1,020     | 930     | 0    |
|           |       |       | 9.5%       | 2,761,868 | 1,248,660 | 885,465   | 0         | 94,920    | 0       | 0       | 0         | 31,500    | 17,850    | 224,910   | 258,563 | 0    |
|           | 佐賀    |       | 0.0%       | 0         | 0         | 0         | 0         | 0         | 0       | 0       | 0         | 0         | 0         | 0         | 0       | 0    |
|           |       |       | 0.0%       | 0         | 0         | 0         | 0         | 0         | 0       | 0       | 0         | 0         | 0         | 0         | 0       | 0    |
| 長崎        |       | 0.0%  | 0          | 0         | 0         | 0         | 0         | 0         | 0       | 0       | 0         | 0         | 0         | 0         | 0       |      |
|           |       | 0.0%  | 0          | 0         | 0         | 0         | 0         | 0         | 0       | 0       | 0         | 0         | 0         | 0         | 0       |      |
| 沖縄        |       | 0.0%  | 0          | 0         | 0         | 0         | 0         | 0         | 0       | 0       | 0         | 0         | 0         | 0         | 0       |      |
|           |       | 0.0%  | 0          | 0         | 0         | 0         | 0         | 0         | 0       | 0       | 0         | 0         | 0         | 0         | 0       |      |
| その他<br>県外 |       | 78.3% | 79,672     | 3,600     | 8,710     | 14,110    | 12,332    | 4,920     | 310     | 1,050   | 1,800     | 13,320    | 8,870     | 10,650    | 0       |      |
|           |       | 79.5% | 23,112,321 | 1,217,055 | 3,163,703 | 5,029,973 | 4,248,773 | 1,925,438 | 122,850 | 192,045 | 348,968   | 2,993,425 | 1,875,563 | 1,994,528 | 0       |      |

上段:数量Kg

下段:金額円

| 品目名       | 産地名   | 産地別割合 | 合計   | 4月   | 5月   | 6月   | 7月   | 8月   | 9月   | 10月  | 11月  | 12月  | 1月   | 2月   | 3月   |      |
|-----------|-------|-------|------|------|------|------|------|------|------|------|------|------|------|------|------|------|
| 津<br>軽    | 合計    | 100%  | 0    | 0    | 0    | 0    | 0    | 0    | 0    | 0    | 0    | 0    | 0    | 0    | 0    |      |
|           |       | 100%  | 0    | 0    | 0    | 0    | 0    | 0    | 0    | 0    | 0    | 0    | 0    | 0    | 0    |      |
|           | 単価    |       | -    | -    | -    | -    | -    | -    | -    | -    | -    | -    | -    | -    | -    |      |
|           | 前年対比  |       | 0.0% | 0.0% | 0.0% | 0.0% | 0.0% | 0.0% | 0.0% | 0.0% | 0.0% | 0.0% | 0.0% | 0.0% | 0.0% | 0.0% |
|           |       |       | 0.0% | 0.0% | 0.0% | 0.0% | 0.0% | 0.0% | 0.0% | 0.0% | 0.0% | 0.0% | 0.0% | 0.0% | 0.0% | 0.0% |
|           | 市内    | 0.0%  | 0    | 0    | 0    | 0    | 0    | 0    | 0    | 0    | 0    | 0    | 0    | 0    | 0    | 0    |
|           |       | 0.0%  | 0    | 0    | 0    | 0    | 0    | 0    | 0    | 0    | 0    | 0    | 0    | 0    | 0    | 0    |
|           | 三股町   | 0.0%  | 0    | 0    | 0    | 0    | 0    | 0    | 0    | 0    | 0    | 0    | 0    | 0    | 0    | 0    |
|           |       | 0.0%  | 0    | 0    | 0    | 0    | 0    | 0    | 0    | 0    | 0    | 0    | 0    | 0    | 0    | 0    |
|           | 西諸県郡  | 0.0%  | 0    | 0    | 0    | 0    | 0    | 0    | 0    | 0    | 0    | 0    | 0    | 0    | 0    | 0    |
|           |       | 0.0%  | 0    | 0    | 0    | 0    | 0    | 0    | 0    | 0    | 0    | 0    | 0    | 0    | 0    | 0    |
|           | 県内    | 0.0%  | 0    | 0    | 0    | 0    | 0    | 0    | 0    | 0    | 0    | 0    | 0    | 0    | 0    | 0    |
|           |       | 0.0%  | 0    | 0    | 0    | 0    | 0    | 0    | 0    | 0    | 0    | 0    | 0    | 0    | 0    | 0    |
|           | 曾於市   | 0.0%  | 0    | 0    | 0    | 0    | 0    | 0    | 0    | 0    | 0    | 0    | 0    | 0    | 0    | 0    |
|           |       | 0.0%  | 0    | 0    | 0    | 0    | 0    | 0    | 0    | 0    | 0    | 0    | 0    | 0    | 0    | 0    |
|           | 霧島市   | 0.0%  | 0    | 0    | 0    | 0    | 0    | 0    | 0    | 0    | 0    | 0    | 0    | 0    | 0    | 0    |
|           |       | 0.0%  | 0    | 0    | 0    | 0    | 0    | 0    | 0    | 0    | 0    | 0    | 0    | 0    | 0    | 0    |
|           | 鹿児島県内 | 0.0%  | 0    | 0    | 0    | 0    | 0    | 0    | 0    | 0    | 0    | 0    | 0    | 0    | 0    | 0    |
|           |       | 0.0%  | 0    | 0    | 0    | 0    | 0    | 0    | 0    | 0    | 0    | 0    | 0    | 0    | 0    | 0    |
|           | 熊本    | 0.0%  | 0    | 0    | 0    | 0    | 0    | 0    | 0    | 0    | 0    | 0    | 0    | 0    | 0    | 0    |
|           |       | 0.0%  | 0    | 0    | 0    | 0    | 0    | 0    | 0    | 0    | 0    | 0    | 0    | 0    | 0    | 0    |
|           | 大分    | 0.0%  | 0    | 0    | 0    | 0    | 0    | 0    | 0    | 0    | 0    | 0    | 0    | 0    | 0    | 0    |
|           |       | 0.0%  | 0    | 0    | 0    | 0    | 0    | 0    | 0    | 0    | 0    | 0    | 0    | 0    | 0    | 0    |
|           | 福岡    | 0.0%  | 0    | 0    | 0    | 0    | 0    | 0    | 0    | 0    | 0    | 0    | 0    | 0    | 0    | 0    |
|           |       | 0.0%  | 0    | 0    | 0    | 0    | 0    | 0    | 0    | 0    | 0    | 0    | 0    | 0    | 0    | 0    |
|           | 佐賀    | 0.0%  | 0    | 0    | 0    | 0    | 0    | 0    | 0    | 0    | 0    | 0    | 0    | 0    | 0    | 0    |
|           |       | 0.0%  | 0    | 0    | 0    | 0    | 0    | 0    | 0    | 0    | 0    | 0    | 0    | 0    | 0    | 0    |
|           | 長崎    | 0.0%  | 0    | 0    | 0    | 0    | 0    | 0    | 0    | 0    | 0    | 0    | 0    | 0    | 0    | 0    |
| 0.0%      |       | 0     | 0    | 0    | 0    | 0    | 0    | 0    | 0    | 0    | 0    | 0    | 0    | 0    | 0    |      |
| 沖縄        | 0.0%  | 0     | 0    | 0    | 0    | 0    | 0    | 0    | 0    | 0    | 0    | 0    | 0    | 0    | 0    |      |
|           | 0.0%  | 0     | 0    | 0    | 0    | 0    | 0    | 0    | 0    | 0    | 0    | 0    | 0    | 0    | 0    |      |
| その他<br>県外 | 0.0%  | 0     | 0    | 0    | 0    | 0    | 0    | 0    | 0    | 0    | 0    | 0    | 0    | 0    | 0    |      |
|           | 0.0%  | 0     | 0    | 0    | 0    | 0    | 0    | 0    | 0    | 0    | 0    | 0    | 0    | 0    | 0    |      |



上段:数量Kg

下段:金額円

| 品 目 名                           | 産 地 名 | 産地別割合 | 合 計         | 4月         | 5月         | 6月         | 7月         | 8月         | 9月        | 10月     | 11月     | 12月       | 1月        | 2月        | 3月        |      |
|---------------------------------|-------|-------|-------------|------------|------------|------------|------------|------------|-----------|---------|---------|-----------|-----------|-----------|-----------|------|
| ジ<br>ョ<br>ナ<br>ゴ<br>ー<br>ル<br>ド | 合 計   | 100%  | 277,162     | 23,110     | 35,882     | 46,634     | 44,956     | 77,700     | 7,740     | 3,340   | 4,090   | 5,900     | 7,700     | 20,110    | 0         |      |
|                                 |       | 100%  | 121,778,788 | 8,987,528  | 14,960,568 | 19,284,870 | 21,138,811 | 43,153,793 | 3,914,400 | 524,108 | 751,328 | 1,369,778 | 2,386,798 | 5,306,806 | 0         |      |
|                                 | 単 価   |       |             |            |            |            |            |            |           |         |         |           |           |           |           |      |
|                                 |       |       |             | 439        | 389        | 417        | 414        | 470        | 555       | 506     | 157     | 184       | 232       | 310       | 264       | -    |
|                                 | 前年対比  |       |             | 56.3%      | 63.0%      | 65.4%      | 70.7%      | 79.2%      | 52.6%     | 14.9%   | 44.0%   | 29.5%     | 31.6%     | 53.7%     | 0.0%      | 0.0% |
|                                 |       |       |             | 93.9%      | 100.0%     | 113.7%     | 121.7%     | 148.6%     | 106.2%    | 35.9%   | 28.6%   | 20.7%     | 22.1%     | 45.2%     | 0.0%      | 0.0% |
|                                 | 市 内   |       | 0.0%        | 0          | 0          | 0          | 0          | 0          | 0         | 0       | 0       | 0         | 0         | 0         | 0         | 0    |
|                                 |       |       | 0.0%        | 0          | 0          | 0          | 0          | 0          | 0         | 0       | 0       | 0         | 0         | 0         | 0         | 0    |
|                                 | 三股町   |       | 0.0%        | 0          | 0          | 0          | 0          | 0          | 0         | 0       | 0       | 0         | 0         | 0         | 0         | 0    |
|                                 |       |       | 0.0%        | 0          | 0          | 0          | 0          | 0          | 0         | 0       | 0       | 0         | 0         | 0         | 0         | 0    |
|                                 | 西諸県郡  |       | 0.1%        | 250        | 0          | 0          | 0          | 0          | 50        | 200     | 0       | 0         | 0         | 0         | 0         | 0    |
|                                 |       |       | 0.1%        | 157,500    | 0          | 0          | 0          | 0          | 31,500    | 126,000 | 0       | 0         | 0         | 0         | 0         | 0    |
|                                 | 県 内   |       | 4.3%        | 12,010     | 1,290      | 3,970      | 1,360      | 2,280      | 330       | 100     | 0       | 0         | 230       | 1,500     | 950       | 0    |
|                                 |       |       | 4.0%        | 4,865,281  | 497,175    | 1,634,010  | 605,955    | 1,068,585  | 156,870   | 45,150  | 0       | 0         | 81,165    | 510,038   | 266,333   | 0    |
|                                 | 曾於市   |       | 0.0%        | 0          | 0          | 0          | 0          | 0          | 0         | 0       | 0       | 0         | 0         | 0         | 0         | 0    |
|                                 |       |       | 0.0%        | 0          | 0          | 0          | 0          | 0          | 0         | 0       | 0       | 0         | 0         | 0         | 0         | 0    |
|                                 | 霧島市   |       | 0.0%        | 0          | 0          | 0          | 0          | 0          | 0         | 0       | 0       | 0         | 0         | 0         | 0         | 0    |
|                                 |       |       | 0.0%        | 0          | 0          | 0          | 0          | 0          | 0         | 0       | 0       | 0         | 0         | 0         | 0         | 0    |
|                                 | 鹿児島県内 |       | 10.4%       | 28,952     | 4,180      | 4,212      | 8,060      | 1,240      | 500       | 450     | 610     | 800       | 0         | 880       | 8,020     | 0    |
|                                 |       |       | 9.1%        | 11,090,888 | 1,795,133  | 1,708,098  | 3,537,450  | 609,735    | 256,830   | 223,125 | 146,160 | 171,570   | 0         | 314,727   | 2,328,060 | 0    |
|                                 | 熊 本   |       | 0.4%        | 1,110      | 370        | 440        | 0          | 0          | 0         | 0       | 0       | 0         | 50        | 0         | 250       | 0    |
|                                 |       |       | 0.3%        | 362,355    | 120,435    | 172,620    | 0          | 0          | 0         | 0       | 0       | 0         | 15,750    | 0         | 53,550    | 0    |
|                                 | 大 分   |       | 0.0%        | 0          | 0          | 0          | 0          | 0          | 0         | 0       | 0       | 0         | 0         | 0         | 0         | 0    |
|                                 |       |       | 0.0%        | 0          | 0          | 0          | 0          | 0          | 0         | 0       | 0       | 0         | 0         | 0         | 0         | 0    |
|                                 | 福 岡   |       | 7.7%        | 21,270     | 4,280      | 2,990      | 3,750      | 4,570      | 3,260     | 50      | 950     | 470       | 0         | 260       | 690       | 0    |
|                                 |       |       | 6.4%        | 7,811,056  | 1,435,770  | 1,108,485  | 1,070,790  | 2,071,913  | 1,554,525 | 26,775  | 136,028 | 72,240    | 0         | 87,990    | 246,540   | 0    |
|                                 | 佐 賀   |       | 0.0%        | 0          | 0          | 0          | 0          | 0          | 0         | 0       | 0       | 0         | 0         | 0         | 0         | 0    |
|                                 |       | 0.0%  | 0           | 0          | 0          | 0          | 0          | 0          | 0         | 0       | 0       | 0         | 0         | 0         | 0         |      |
| 長 崎                             |       | 0.0%  | 0           | 0          | 0          | 0          | 0          | 0          | 0         | 0       | 0       | 0         | 0         | 0         | 0         |      |
|                                 |       | 0.0%  | 0           | 0          | 0          | 0          | 0          | 0          | 0         | 0       | 0       | 0         | 0         | 0         | 0         |      |
| 沖 縄                             |       | 0.0%  | 0           | 0          | 0          | 0          | 0          | 0          | 0         | 0       | 0       | 0         | 0         | 0         | 0         |      |
|                                 |       | 0.0%  | 0           | 0          | 0          | 0          | 0          | 0          | 0         | 0       | 0       | 0         | 0         | 0         | 0         |      |
| その他<br>県 外                      |       | 77.1% | 213,570     | 12,990     | 24,270     | 33,464     | 36,866     | 73,560     | 6,940     | 1,780   | 2,820   | 5,620     | 5,060     | 10,200    | 0         |      |
|                                 |       | 80.1% | 97,491,708  | 5,139,015  | 10,337,355 | 14,070,675 | 17,388,578 | 41,154,068 | 3,493,350 | 241,920 | 507,518 | 1,272,863 | 1,474,043 | 2,412,323 | 0         |      |

上段:数量Kg

下段:金額円

| 品 目 名      | 産 地 名 | 産地別割合 | 合 計       | 4月      | 5月      | 6月      | 7月     | 8月   | 9月   | 10月     | 11月     | 12月    | 1月     | 2月      | 3月     |      |
|------------|-------|-------|-----------|---------|---------|---------|--------|------|------|---------|---------|--------|--------|---------|--------|------|
| 世界一        | 合計    | 100%  | 5,270     | 885     | 1,215   | 160     | 0      | 0    | 0    | 1,080   | 650     | 100    | 65     | 1,115   | 0      |      |
|            |       | 100%  | 1,521,398 | 340,830 | 459,428 | 64,575  | 0      | 0    | 0    | 163,905 | 150,150 | 63,210 | 43,680 | 235,620 | 0      |      |
|            | 単 価   |       |           |         |         |         |        |      |      |         |         |        |        |         |        |      |
|            |       |       |           | 289     | 385     | 378     | 404    | -    | -    | -       | 152     | 231    | 632    | 672     | 211    | -    |
|            | 前年対比  |       |           | 91.5%   | 885.0%  | 3471.4% | 0.0%   | 0.0% | 0.0% | 0.0%    | 54.4%   | 66.7%  | 17.4%  | 72.2%   | 0.0%   | 0.0% |
|            |       |       |           | 86.8%   | 1482.2% | 5208.9% | 0.0%   | 0.0% | 0.0% | 0.0%    | 31.1%   | 57.9%  | 26.9%  | 114.3%  | 0.0%   | 0.0% |
|            | 市 内   |       | 0.0%      | 0       | 0       | 0       | 0      | 0    | 0    | 0       | 0       | 0      | 0      | 0       | 0      | 0    |
|            |       |       | 0.0%      | 0       | 0       | 0       | 0      | 0    | 0    | 0       | 0       | 0      | 0      | 0       | 0      | 0    |
|            | 三股町   |       | 0.0%      | 0       | 0       | 0       | 0      | 0    | 0    | 0       | 0       | 0      | 0      | 0       | 0      | 0    |
|            |       |       | 0.0%      | 0       | 0       | 0       | 0      | 0    | 0    | 0       | 0       | 0      | 0      | 0       | 0      | 0    |
|            | 西諸県郡  |       | 0.0%      | 0       | 0       | 0       | 0      | 0    | 0    | 0       | 0       | 0      | 0      | 0       | 0      | 0    |
|            |       |       | 0.0%      | 0       | 0       | 0       | 0      | 0    | 0    | 0       | 0       | 0      | 0      | 0       | 0      | 0    |
|            | 県 内   |       | 0.0%      | 0       | 0       | 0       | 0      | 0    | 0    | 0       | 0       | 0      | 0      | 0       | 0      | 0    |
|            |       |       | 0.0%      | 0       | 0       | 0       | 0      | 0    | 0    | 0       | 0       | 0      | 0      | 0       | 0      | 0    |
|            | 曾於市   |       | 0.0%      | 0       | 0       | 0       | 0      | 0    | 0    | 0       | 0       | 0      | 0      | 0       | 0      | 0    |
|            |       |       | 0.0%      | 0       | 0       | 0       | 0      | 0    | 0    | 0       | 0       | 0      | 0      | 0       | 0      | 0    |
|            | 霧島市   |       | 0.0%      | 0       | 0       | 0       | 0      | 0    | 0    | 0       | 0       | 0      | 0      | 0       | 0      | 0    |
|            |       |       | 0.0%      | 0       | 0       | 0       | 0      | 0    | 0    | 0       | 0       | 0      | 0      | 0       | 0      | 0    |
|            | 鹿児島県内 |       | 0.0%      | 0       | 0       | 0       | 0      | 0    | 0    | 0       | 0       | 0      | 0      | 0       | 0      | 0    |
|            |       |       | 0.0%      | 0       | 0       | 0       | 0      | 0    | 0    | 0       | 0       | 0      | 0      | 0       | 0      | 0    |
|            | 熊 本   |       | 1.8%      | 95      | 0       | 0       | 0      | 0    | 0    | 0       | 0       | 0      | 0      | 0       | 95     | 0    |
|            |       |       | 1.8%      | 27,930  | 0       | 0       | 0      | 0    | 0    | 0       | 0       | 0      | 0      | 0       | 27,930 | 0    |
|            | 大 分   |       | 0.0%      | 0       | 0       | 0       | 0      | 0    | 0    | 0       | 0       | 0      | 0      | 0       | 0      | 0    |
|            |       |       | 0.0%      | 0       | 0       | 0       | 0      | 0    | 0    | 0       | 0       | 0      | 0      | 0       | 0      | 0    |
|            | 福 岡   |       | 8.5%      | 450     | 170     | 80      | 35     | 0    | 0    | 0       | 0       | 0      | 100    | 65      | 0      | 0    |
|            |       |       | 17.7%     | 269,745 | 103,005 | 38,430  | 21,420 | 0    | 0    | 0       | 0       | 0      | 63,210 | 43,680  | 0      | 0    |
| 佐 賀        |       | 0.0%  | 0         | 0       | 0       | 0       | 0      | 0    | 0    | 0       | 0       | 0      | 0      | 0       | 0      |      |
|            |       | 0.0%  | 0         | 0       | 0       | 0       | 0      | 0    | 0    | 0       | 0       | 0      | 0      | 0       | 0      |      |
| 長 崎        |       | 0.0%  | 0         | 0       | 0       | 0       | 0      | 0    | 0    | 0       | 0       | 0      | 0      | 0       | 0      |      |
|            |       | 0.0%  | 0         | 0       | 0       | 0       | 0      | 0    | 0    | 0       | 0       | 0      | 0      | 0       | 0      |      |
| 沖 縄        |       | 0.0%  | 0         | 0       | 0       | 0       | 0      | 0    | 0    | 0       | 0       | 0      | 0      | 0       | 0      |      |
|            |       | 0.0%  | 0         | 0       | 0       | 0       | 0      | 0    | 0    | 0       | 0       | 0      | 0      | 0       | 0      |      |
| その他<br>県 外 |       | 89.7% | 4,725     | 715     | 1,135   | 125     | 0      | 0    | 0    | 1,080   | 650     | 0      | 0      | 1,020   | 0      |      |
|            |       | 80.4% | 1,223,723 | 237,825 | 420,998 | 43,155  | 0      | 0    | 0    | 163,905 | 150,150 | 0      | 0      | 207,690 | 0      |      |

上段:数量Kg

下段:金額円

| 品目名       | 産地名   | 産地別割合 | 合計          | 4月        | 5月        | 6月        | 7月        | 8月        | 9月         | 10月        | 11月        | 12月        | 1月        | 2月        | 3月         |           |
|-----------|-------|-------|-------------|-----------|-----------|-----------|-----------|-----------|------------|------------|------------|------------|-----------|-----------|------------|-----------|
| その他りんご    | 合計    | 100%  | 589,890     | 17,873    | 10,748    | 9,734     | 9,371     | 15,183    | 96,185     | 167,636    | 85,011     | 75,694     | 30,146    | 17,470    | 54,840     |           |
|           |       | 100%  | 138,601,579 | 5,630,362 | 3,819,171 | 3,043,997 | 4,190,308 | 6,265,164 | 26,919,838 | 34,452,990 | 17,195,688 | 14,499,246 | 6,736,126 | 3,666,306 | 12,182,383 |           |
|           | 単価    |       |             |           |           |           |           |           |            |            |            |            |           |           |            |           |
|           |       |       |             | 235       | 315       | 355       | 313       | 447       | 413        | 280        | 206        | 202        | 192       | 223       | 210        | 222       |
|           | 前年対比  |       |             | 99.3%     | 95.7%     | 52.5%     | 49.8%     | 46.0%     | 58.3%      | 74.8%      | 113.0%     | 88.1%      | 246.8%    | 261.8%    | 30.5%      | 338.0%    |
|           |       |       |             | 94.9%     | 124.7%    | 85.8%     | 63.6%     | 80.5%     | 92.0%      | 101.0%     | 94.0%      | 73.8%      | 202.3%    | 199.1%    | 20.4%      | 236.2%    |
|           | 市内    |       | 0.0%        | 0         | 0         | 0         | 0         | 0         | 0          | 0          | 0          | 0          | 0         | 0         | 0          | 0         |
|           |       |       | 0.0%        | 0         | 0         | 0         | 0         | 0         | 0          | 0          | 0          | 0          | 0         | 0         | 0          | 0         |
|           | 三股町   |       | 0.0%        | 0         | 0         | 0         | 0         | 0         | 0          | 0          | 0          | 0          | 0         | 0         | 0          | 0         |
|           |       |       | 0.0%        | 0         | 0         | 0         | 0         | 0         | 0          | 0          | 0          | 0          | 0         | 0         | 0          | 0         |
|           | 西諸県郡  |       | 0.1%        | 600       | 0         | 0         | 0         | 0         | 0          | 600        | 0          | 0          | 0         | 0         | 0          | 0         |
|           |       |       | 0.2%        | 216,510   | 0         | 0         | 0         | 0         | 0          | 216,510    | 0          | 0          | 0         | 0         | 0          | 0         |
|           | 県内    |       | 1.5%        | 8,664     | 0         | 0         | 0         | 0         | 500        | 2,190      | 2,920      | 130        | 390       | 650       | 0          | 1,884     |
|           |       |       | 1.6%        | 2,283,980 | 0         | 0         | 0         | 0         | 199,500    | 624,225    | 771,855    | 24,570     | 93,450    | 99,225    | -1         | 471,156   |
|           | 曾於市   |       | 0.0%        | 0         | 0         | 0         | 0         | 0         | 0          | 0          | 0          | 0          | 0         | 0         | 0          | 0         |
|           |       |       | 0.0%        | 0         | 0         | 0         | 0         | 0         | 0          | 0          | 0          | 0          | 0         | 0         | 0          | 0         |
|           | 霧島市   |       | 0.0%        | 0         | 0         | 0         | 0         | 0         | 0          | 0          | 0          | 0          | 0         | 0         | 0          | 0         |
|           |       |       | 0.0%        | 0         | 0         | 0         | 0         | 0         | 0          | 0          | 0          | 0          | 0         | 0         | 0          | 0         |
|           | 鹿児島県内 |       | 5.7%        | 33,845    | 0         | 0         | 0         | 0         | 0          | 5,180      | 7,310      | 7,245      | 1,570     | 0         | 3,530      | 9,010     |
|           |       |       | 6.2%        | 8,635,694 | 0         | 0         | 0         | 0         | 0          | 1,953,735  | 1,791,426  | 1,535,888  | 291,427   | 0         | 689,378    | 2,373,840 |
|           | 熊本    |       | 1.0%        | 5,688     | 0         | 0         | 0         | 0         | 970        | 60         | 3,600      | 1,510      | 1,248     | 0         | -1,976     | 276       |
|           |       |       | 1.2%        | 1,703,720 | 0         | 0         | 0         | 0         | 393,330    | 22,680     | 1,017,608  | 296,625    | 261,492   | 0         | -417,963   | 129,948   |
|           | 大分    |       | 0.0%        | 0         | 0         | 0         | 0         | 0         | 0          | 0          | 0          | 0          | 0         | 0         | 0          | 0         |
|           |       |       | 0.0%        | 0         | 0         | 0         | 0         | 0         | 0          | 0          | 0          | 0          | 0         | 0         | 0          | 0         |
|           | 福岡    |       | 5.5%        | 32,538    | 0         | 0         | 0         | 190       | 3,720      | 6,560      | 9,700      | 5,110      | 1,570     | 0         | 880        | 4,808     |
|           |       |       | 7.1%        | 9,831,980 | 0         | 0         | 0         | 59,850    | 1,696,170  | 2,546,460  | 2,275,507  | 1,459,658  | 323,085   | 0         | 158,445    | 1,312,805 |
|           | 佐賀    |       | 0.0%        | 0         | 0         | 0         | 0         | 0         | 0          | 0          | 0          | 0          | 0         | 0         | 0          | 0         |
|           |       |       | 0.0%        | 0         | 0         | 0         | 0         | 0         | 0          | 0          | 0          | 0          | 0         | 0         | 0          | 0         |
| 長崎        |       | 0.0%  | 0           | 0         | 0         | 0         | 0         | 0         | 0          | 0          | 0          | 0          | 0         | 0         | 0          |           |
|           |       | 0.0%  | 0           | 0         | 0         | 0         | 0         | 0         | 0          | 0          | 0          | 0          | 0         | 0         | 0          |           |
| 沖縄        |       | 0.0%  | 0           | 0         | 0         | 0         | 0         | 0         | 0          | 0          | 0          | 0          | 0         | 0         | 0          |           |
|           |       | 0.0%  | 0           | 0         | 0         | 0         | 0         | 0         | 0          | 0          | 0          | 0          | 0         | 0         | 0          |           |
| その他<br>県外 |       | 86.2% | 508,555     | 17,873    | 10,748    | 9,734     | 9,181     | 9,993     | 81,595     | 144,106    | 71,016     | 70,916     | 29,496    | 15,036    | 38,862     |           |
|           |       | 83.6% | 115,929,695 | 5,630,362 | 3,819,171 | 3,043,997 | 4,130,458 | 3,976,164 | 21,556,228 | 28,596,594 | 13,878,947 | 13,529,792 | 6,636,901 | 3,236,447 | 7,894,634  |           |

上段:数量Kg

下段:金額円

| 品目名       | 産地名   | 産地別割合 | 合計         | 4月         | 5月   | 6月   | 7月   | 8月        | 9月        | 10月       | 11月       | 12月  | 1月   | 2月   | 3月   |      |
|-----------|-------|-------|------------|------------|------|------|------|-----------|-----------|-----------|-----------|------|------|------|------|------|
| 二十世紀梨     | 合計    | 100%  | 43,827     | 0          | 0    | 0    | 0    | 4,607     | 29,830    | 9,390     | 0         | 0    | 0    | 0    | 0    |      |
|           |       | 100%  | 12,821,047 | 0          | 0    | 0    | 0    | 1,206,712 | 8,946,652 | 2,667,683 | 0         | 0    | 0    | 0    | 0    |      |
|           | 単価    |       |            |            |      |      |      |           |           |           |           |      |      |      |      |      |
|           |       |       |            | 293        | -    | -    | -    | -         | 262       | 300       | 284       | -    | -    | -    | -    | -    |
|           | 前年対比  |       |            | 97.8%      | 0.0% | 0.0% | 0.0% | 0.0%      | 38.5%     | 259.8%    | 44.0%     | 0.0% | 0.0% | 0.0% | 0.0% | 0.0% |
|           |       |       |            | 120.3%     | 0.0% | 0.0% | 0.0% | 0.0%      | 46.6%     | 337.3%    | 49.3%     | 0.0% | 0.0% | 0.0% | 0.0% | 0.0% |
|           | 市内    |       | 0.0%       | 0          | 0    | 0    | 0    | 0         | 0         | 0         | 0         | 0    | 0    | 0    | 0    | 0    |
|           |       |       | 0.0%       | 0          | 0    | 0    | 0    | 0         | 0         | 0         | 0         | 0    | 0    | 0    | 0    | 0    |
|           | 三股町   |       | 0.0%       | 0          | 0    | 0    | 0    | 0         | 0         | 0         | 0         | 0    | 0    | 0    | 0    | 0    |
|           |       |       | 0.0%       | 0          | 0    | 0    | 0    | 0         | 0         | 0         | 0         | 0    | 0    | 0    | 0    | 0    |
|           | 西諸県郡  |       | 0.0%       | 0          | 0    | 0    | 0    | 0         | 0         | 0         | 0         | 0    | 0    | 0    | 0    | 0    |
|           |       |       | 0.0%       | 0          | 0    | 0    | 0    | 0         | 0         | 0         | 0         | 0    | 0    | 0    | 0    | 0    |
|           | 県内    |       | 0.8%       | 348        | 0    | 0    | 0    | 0         | 348       | 0         | 0         | 0    | 0    | 0    | 0    | 0    |
|           |       |       | 0.5%       | 63,157     | 0    | 0    | 0    | 0         | 63,157    | 0         | 0         | 0    | 0    | 0    | 0    | 0    |
|           | 曾於市   |       | 0.0%       | 0          | 0    | 0    | 0    | 0         | 0         | 0         | 0         | 0    | 0    | 0    | 0    | 0    |
|           |       |       | 0.0%       | 0          | 0    | 0    | 0    | 0         | 0         | 0         | 0         | 0    | 0    | 0    | 0    | 0    |
|           | 霧島市   |       | 0.0%       | 0          | 0    | 0    | 0    | 0         | 0         | 0         | 0         | 0    | 0    | 0    | 0    | 0    |
|           |       |       | 0.0%       | 0          | 0    | 0    | 0    | 0         | 0         | 0         | 0         | 0    | 0    | 0    | 0    | 0    |
|           | 鹿児島県内 |       | 79.7%      | 34,950     | 0    | 0    | 0    | 0         | 1,160     | 25,740    | 8,050     | 0    | 0    | 0    | 0    | 0    |
|           |       |       | 82.2%      | 10,534,441 | 0    | 0    | 0    | 0         | 355,740   | 7,730,993 | 2,447,708 | 0    | 0    | 0    | 0    | 0    |
|           | 熊本    |       | 7.6%       | 3,320      | 0    | 0    | 0    | 0         | 640       | 2,180     | 500       | 0    | 0    | 0    | 0    | 0    |
|           |       |       | 8.0%       | 1,030,775  | 0    | 0    | 0    | 0         | 152,901   | 741,164   | 136,710   | 0    | 0    | 0    | 0    | 0    |
|           | 大分    |       | 0.0%       | 0          | 0    | 0    | 0    | 0         | 0         | 0         | 0         | 0    | 0    | 0    | 0    | 0    |
|           |       |       | 0.0%       | 0          | 0    | 0    | 0    | 0         | 0         | 0         | 0         | 0    | 0    | 0    | 0    | 0    |
|           | 福岡    |       | 6.1%       | 2,659      | 0    | 0    | 0    | 0         | 2,459     | 200       | 0         | 0    | 0    | 0    | 0    | 0    |
|           |       |       | 5.5%       | 708,414    | 0    | 0    | 0    | 0         | 634,914   | 73,500    | 0         | 0    | 0    | 0    | 0    | 0    |
|           | 佐賀    |       | 0.0%       | 0          | 0    | 0    | 0    | 0         | 0         | 0         | 0         | 0    | 0    | 0    | 0    | 0    |
|           |       |       | 0.0%       | 0          | 0    | 0    | 0    | 0         | 0         | 0         | 0         | 0    | 0    | 0    | 0    | 0    |
| 長崎        |       | 0.0%  | 0          | 0          | 0    | 0    | 0    | 0         | 0         | 0         | 0         | 0    | 0    | 0    | 0    |      |
|           |       | 0.0%  | 0          | 0          | 0    | 0    | 0    | 0         | 0         | 0         | 0         | 0    | 0    | 0    | 0    |      |
| 沖縄        |       | 0.0%  | 0          | 0          | 0    | 0    | 0    | 0         | 0         | 0         | 0         | 0    | 0    | 0    | 0    |      |
|           |       | 0.0%  | 0          | 0          | 0    | 0    | 0    | 0         | 0         | 0         | 0         | 0    | 0    | 0    | 0    |      |
| その他<br>県外 |       | 5.8%  | 2,550      | 0          | 0    | 0    | 0    | 0         | 1,710     | 840       | 0         | 0    | 0    | 0    | 0    |      |
|           |       | 3.8%  | 484,260    | 0          | 0    | 0    | 0    | 0         | 400,995   | 83,265    | 0         | 0    | 0    | 0    | 0    |      |

上段:数量Kg

下段:金額円

| 品目名       | 産地名   | 産地別割合 | 合計         | 4月        | 5月   | 6月   | 7月   | 8月        | 9月        | 10月       | 11月    | 12月  | 1月   | 2月   | 3月   |      |
|-----------|-------|-------|------------|-----------|------|------|------|-----------|-----------|-----------|--------|------|------|------|------|------|
| 豊水        | 合計    | 100%  | 59,721     | 0         | 0    | 0    | 0    | 14,674    | 30,850    | 14,197    | 0      | 0    | 0    | 0    | 0    |      |
|           |       | 100%  | 16,527,267 | 0         | 0    | 0    | 0    | 4,578,181 | 9,377,835 | 2,571,251 | 0      | 0    | 0    | 0    | 0    |      |
|           | 単価    |       |            |           |      |      |      |           |           |           |        |      |      |      |      |      |
|           |       |       |            | 277       | -    | -    | -    | -         | 312       | 304       | 181    | -    | -    | -    | -    | -    |
|           | 前年対比  |       |            | 63.8%     | 0.0% | 0.0% | 0.0% | 0.0%      | 100.8%    | 58.5%     | 147.1% | 0.0% | 0.0% | 0.0% | 0.0% | 0.0% |
|           |       |       |            | 68.7%     | 0.0% | 0.0% | 0.0% | 0.0%      | 95.3%     | 76.5%     | 160.8% | 0.0% | 0.0% | 0.0% | 0.0% | 0.0% |
|           | 市内    |       | 0.0%       | 0         | 0    | 0    | 0    | 0         | 0         | 0         | 0      | 0    | 0    | 0    | 0    | 0    |
|           |       |       | 0.0%       | 0         | 0    | 0    | 0    | 0         | 0         | 0         | 0      | 0    | 0    | 0    | 0    | 0    |
|           | 三股町   |       | 0.0%       | 0         | 0    | 0    | 0    | 0         | 0         | 0         | 0      | 0    | 0    | 0    | 0    | 0    |
|           |       |       | 0.0%       | 0         | 0    | 0    | 0    | 0         | 0         | 0         | 0      | 0    | 0    | 0    | 0    | 0    |
|           | 西諸県郡  |       | 0.0%       | 0         | 0    | 0    | 0    | 0         | 0         | 0         | 0      | 0    | 0    | 0    | 0    | 0    |
|           |       |       | 0.0%       | 0         | 0    | 0    | 0    | 0         | 0         | 0         | 0      | 0    | 0    | 0    | 0    | 0    |
|           | 県内    |       | 0.4%       | 232       | 0    | 0    | 0    | 0         | 120       | 112       | 0      | 0    | 0    | 0    | 0    | 0    |
|           |       |       | 0.3%       | 48,249    | 0    | 0    | 0    | 0         | 25,149    | 23,100    | 0      | 0    | 0    | 0    | 0    | 0    |
|           | 曾於市   |       | 0.0%       | 0         | 0    | 0    | 0    | 0         | 0         | 0         | 0      | 0    | 0    | 0    | 0    | 0    |
|           |       |       | 0.0%       | 0         | 0    | 0    | 0    | 0         | 0         | 0         | 0      | 0    | 0    | 0    | 0    | 0    |
|           | 霧島市   |       | 0.0%       | 0         | 0    | 0    | 0    | 0         | 0         | 0         | 0      | 0    | 0    | 0    | 0    | 0    |
|           |       |       | 0.0%       | 0         | 0    | 0    | 0    | 0         | 0         | 0         | 0      | 0    | 0    | 0    | 0    | 0    |
|           | 鹿児島県内 |       | 0.0%       | 0         | 0    | 0    | 0    | 0         | 0         | 0         | 0      | 0    | 0    | 0    | 0    | 0    |
|           |       |       | 0.0%       | 0         | 0    | 0    | 0    | 0         | 0         | 0         | 0      | 0    | 0    | 0    | 0    | 0    |
|           | 熊本    |       | 16.6%      | 9,894     | 0    | 0    | 0    | 0         | 7,229     | 2,665     | 0      | 0    | 0    | 0    | 0    | 0    |
|           |       |       | 17.4%      | 2,875,132 | 0    | 0    | 0    | 0         | 2,181,554 | 693,578   | 0      | 0    | 0    | 0    | 0    | 0    |
|           | 大分    |       | 7.1%       | 4,240     | 0    | 0    | 0    | 0         | 0         | 4,240     | 0      | 0    | 0    | 0    | 0    | 0    |
|           |       |       | 8.8%       | 1,458,240 | 0    | 0    | 0    | 0         | 0         | 1,458,240 | 0      | 0    | 0    | 0    | 0    | 0    |
|           | 福岡    |       | 16.2%      | 9,670     | 0    | 0    | 0    | 0         | 5,650     | 4,020     | 0      | 0    | 0    | 0    | 0    | 0    |
|           |       |       | 18.5%      | 3,063,932 | 0    | 0    | 0    | 0         | 1,768,715 | 1,295,217 | 0      | 0    | 0    | 0    | 0    | 0    |
|           | 佐賀    |       | 13.9%      | 8,310     | 0    | 0    | 0    | 0         | 1,675     | 6,615     | 20     | 0    | 0    | 0    | 0    | 0    |
|           |       | 15.6% | 2,570,946  | 0         | 0    | 0    | 0    | 602,763   | 1,966,083 | 2,100     | 0      | 0    | 0    | 0    | 0    |      |
| 長崎        |       | 0.0%  | 0          | 0         | 0    | 0    | 0    | 0         | 0         | 0         | 0      | 0    | 0    | 0    | 0    |      |
|           |       | 0.0%  | 0          | 0         | 0    | 0    | 0    | 0         | 0         | 0         | 0      | 0    | 0    | 0    | 0    |      |
| 沖縄        |       | 0.0%  | 0          | 0         | 0    | 0    | 0    | 0         | 0         | 0         | 0      | 0    | 0    | 0    | 0    |      |
|           |       | 0.0%  | 0          | 0         | 0    | 0    | 0    | 0         | 0         | 0         | 0      | 0    | 0    | 0    | 0    |      |
| その他<br>県外 |       | 45.8% | 27,375     | 0         | 0    | 0    | 0    | 0         | 13,198    | 14,177    | 0      | 0    | 0    | 0    | 0    |      |
|           |       | 39.4% | 6,510,768  | 0         | 0    | 0    | 0    | 0         | 3,941,617 | 2,569,151 | 0      | 0    | 0    | 0    | 0    |      |

上段:数量Kg

下段:金額円

| 品目名       | 産地名   | 産地別割合 | 合計         | 4月         | 5月   | 6月   | 7月        | 8月         | 9月         | 10月        | 11月       | 12月       | 1月        | 2月      | 3月      |         |
|-----------|-------|-------|------------|------------|------|------|-----------|------------|------------|------------|-----------|-----------|-----------|---------|---------|---------|
| その他梨      | 合計    | 100%  | 243,655    | 155        | 0    | 0    | 10,082    | 44,200     | 70,445     | 64,540     | 35,691    | 10,658    | 3,990     | 2,375   | 1,520   |         |
|           |       | 100%  | 64,894,334 | 18,942     | 0    | 0    | 3,092,413 | 11,919,286 | 21,369,446 | 14,760,986 | 8,908,825 | 2,980,005 | 1,124,183 | 386,978 | 333,270 |         |
|           | 単価    |       |            |            |      |      |           |            |            |            |           |           |           |         |         |         |
|           |       |       |            | 266        | 122  | -    | -         | 307        | 270        | 303        | 229       | 250       | 280       | 282     | 163     | 219     |
|           | 前年対比  |       |            | 70.7%      | 0.0% | 0.0% | 0.0%      | 154.7%     | 85.8%      | 66.6%      | 66.3%     | 56.7%     | 70.7%     | 157.7%  | 120.6%  | 226.9%  |
|           |       |       |            | 80.8%      | 0.0% | 0.0% | 0.0%      | 158.4%     | 95.9%      | 87.1%      | 68.7%     | 60.6%     | 75.9%     | 172.6%  | 71.2%   | 264.6%  |
|           | 市内    |       | 0.0%       | 0          | 0    | 0    | 0         | 0          | 0          | 0          | 180       | -180      | 0         | 0       | 0       | 0       |
|           |       |       | 0.0%       | 0          | 0    | 0    | 0         | 0          | 0          | 0          | 28,350    | -28,350   | 0         | 0       | 0       | 0       |
|           | 三股町   |       | 0.0%       | 40         | 0    | 0    | 0         | 0          | 0          | 40         | 0         | 0         | 0         | 0       | 0       | 0       |
|           |       |       | 0.0%       | 5,250      | 0    | 0    | 0         | 0          | 0          | 5,250      | 0         | 0         | 0         | 0       | 0       | 0       |
|           | 西諸県郡  |       | 2.4%       | 5,743      | 0    | 0    | 0         | 0          | 107        | 930        | 2,191     | 2,320     | 195       | 0       | 0       | 0       |
|           |       |       | 1.2%       | 751,643    | 0    | 0    | 0         | 0          | 32,445     | 194,460    | 329,910   | 169,628   | 25,200    | 0       | 0       | 0       |
|           | 県内    |       | 1.7%       | 4,059      | 0    | 0    | 0         | 753        | 462        | 1,567      | 1,090     | 0         | 175       | 2       | 10      | 0       |
|           |       |       | 2.1%       | 1,345,261  | 0    | 0    | 0         | 300,615    | 99,015     | 508,306    | 375,795   | 0         | 58,800    | 210     | 2,520   | 0       |
|           | 曾於市   |       | 0.1%       | 230        | 0    | 0    | 0         | 0          | 230        | 0          | 0         | 0         | 0         | 0       | 0       | 0       |
|           |       |       | 0.1%       | 62,265     | 0    | 0    | 0         | 0          | 62,265     | 0          | 0         | 0         | 0         | 0       | 0       | 0       |
|           | 霧島市   |       | 0.0%       | 0          | 0    | 0    | 0         | 0          | 0          | 0          | 0         | 0         | 0         | 0       | 0       | 0       |
|           |       |       | 0.0%       | 0          | 0    | 0    | 0         | 0          | 0          | 0          | 0         | 0         | 0         | 0       | 0       | 0       |
|           | 鹿児島県内 |       | 23.3%      | 56,775     | 0    | 0    | 0         | 745        | 9,610      | 25,535     | 12,940    | 6,905     | 310       | 50      | 100     | 580     |
|           |       |       | 24.9%      | 16,166,420 | 0    | 0    | 0         | 257,775    | 2,854,362  | 7,709,100  | 3,453,398 | 1,670,130 | 65,100    | 11,655  | 23,100  | 121,800 |
|           | 熊本    |       | 32.3%      | 78,771     | 0    | 0    | 0         | 2,606      | 18,279     | 24,698     | 23,449    | 8,174     | 640       | 50      | 865     | 10      |
|           |       |       | 33.8%      | 21,910,128 | 0    | 0    | 0         | 915,087    | 5,396,685  | 7,950,044  | 5,368,835 | 1,940,537 | 134,715   | 13,860  | 187,740 | 2,625   |
|           | 大分    |       | 9.2%       | 22,515     | 0    | 0    | 0         | 0          | 0          | 1,205      | 4,290     | 10,765    | 2,060     | 3,265   | 0       | 930     |
|           |       |       | 9.0%       | 5,836,807  | 0    | 0    | 0         | 0          | 0          | 405,878    | 995,516   | 2,613,977 | 680,873   | 931,718 | 0       | 208,845 |
|           | 福岡    |       | 19.6%      | 47,802     | 0    | 0    | 0         | 5,878      | 15,497     | 13,260     | 9,283     | 1,945     | 1,664     | 275     | 0       | 0       |
|           |       |       | 19.1%      | 12,410,185 | 0    | 0    | 0         | 1,592,473  | 3,472,939  | 3,896,792  | 1,988,491 | 831,233   | 560,532   | 67,725  | 0       | 0       |
|           | 佐賀    |       | 1.6%       | 3,861      | 0    | 0    | 0         | 100        | 15         | 235        | 2,140     | 1,371     | 0         | 0       | 0       | 0       |
|           |       |       | 1.4%       | 879,548    | 0    | 0    | 0         | 26,463     | 1,575      | 66,518     | 456,972   | 328,020   | 0         | 0       | 0       | 0       |
| 長崎        |       | 0.0%  | 0          | 0          | 0    | 0    | 0         | 0          | 0          | 0          | 0         | 0         | 0         | 0       | 0       |         |
|           |       | 0.0%  | 0          | 0          | 0    | 0    | 0         | 0          | 0          | 0          | 0         | 0         | 0         | 0       | 0       |         |
| 沖縄        |       | 0.0%  | 0          | 0          | 0    | 0    | 0         | 0          | 0          | 0          | 0         | 0         | 0         | 0       | 0       |         |
|           |       | 0.0%  | 0          | 0          | 0    | 0    | 0         | 0          | 0          | 0          | 0         | 0         | 0         | 0       | 0       |         |
| その他<br>県外 |       | 9.8%  | 23,859     | 155        | 0    | 0    | 0         | 0          | 2,975      | 8,977      | 4,391     | 5,614     | 348       | 1,400   | 0       |         |
|           |       | 8.5%  | 5,526,827  | 18,942     | 0    | 0    | 0         | 0          | 633,098    | 1,763,719  | 1,383,650 | 1,454,785 | 99,015    | 173,618 | 0       |         |

上段:数量Kg

下段:金額円

| 品目名         | 産地名   | 産地別割合 | 合計         | 4月      | 5月         | 6月   | 7月   | 8月   | 9月   | 10月    | 11月       | 12月       | 1月        | 2月        | 3月        |         |
|-------------|-------|-------|------------|---------|------------|------|------|------|------|--------|-----------|-----------|-----------|-----------|-----------|---------|
| 富<br>有<br>柿 | 合計    | 100%  | 98,981     | 0       | 0          | 0    | 0    | 0    | 0    | 350    | 44,324    | 33,447    | 6,980     | 9,880     | 4,000     |         |
|             |       | 100%  | 17,026,459 | 0       | 0          | 0    | 0    | 0    | 0    | 41,790 | 6,724,520 | 4,899,164 | 1,757,910 | 2,643,480 | 959,595   |         |
|             | 単価    |       |            | 172     | -          | -    | -    | -    | -    | -      | 119       | 152       | 146       | 252       | 268       | 240     |
|             |       |       |            | 186.6%  | 0.0%       | 0.0% | 0.0% | 0.0% | 0.0% | 0.0%   | 28.0%     | 113.1%    | 391.7%    | 179.7%    | 4940.0%   | 0.0%    |
|             | 前年対比  |       |            | 131.3%  | 0.0%       | 0.0% | 0.0% | 0.0% | 0.0% | 0.0%   | 18.1%     | 83.9%     | 168.9%    | 102.6%    | 2505.1%   | 0.0%    |
|             |       |       |            | 0.0%    | 0          | 0    | 0    | 0    | 0    | 0      | 0         | 0         | 0         | 0         | 0         | 0       |
|             | 市内    |       |            | 0.0%    | 0          | 0    | 0    | 0    | 0    | 0      | 0         | 0         | 0         | 0         | 0         | 0       |
|             |       |       |            | 0.0%    | 0          | 0    | 0    | 0    | 0    | 0      | 0         | 0         | 0         | 0         | 0         | 0       |
|             | 三股町   |       |            | 0.0%    | 0          | 0    | 0    | 0    | 0    | 0      | 0         | 0         | 0         | 0         | 0         | 0       |
|             |       |       |            | 0.0%    | 0          | 0    | 0    | 0    | 0    | 0      | 0         | 0         | 0         | 0         | 0         | 0       |
|             | 西諸県郡  |       |            | 0.0%    | 0          | 0    | 0    | 0    | 0    | 0      | 0         | 0         | 0         | 0         | 0         | 0       |
|             |       |       |            | 0.0%    | 0          | 0    | 0    | 0    | 0    | 0      | 0         | 0         | 0         | 0         | 0         | 0       |
|             | 県内    |       |            | 4.5%    | 4,502      | 0    | 0    | 0    | 0    | 0      | 0         | 2,229     | 2,273     | 0         | 0         | 0       |
|             |       |       |            | 3.6%    | 620,813    | 0    | 0    | 0    | 0    | 0      | 0         | 325,028   | 295,785   | 0         | 0         | 0       |
|             | 曾於市   |       |            | 0.0%    | 0          | 0    | 0    | 0    | 0    | 0      | 0         | 0         | 0         | 0         | 0         | 0       |
|             |       |       |            | 0.0%    | 0          | 0    | 0    | 0    | 0    | 0      | 0         | 0         | 0         | 0         | 0         | 0       |
|             | 霧島市   |       |            | 0.0%    | 0          | 0    | 0    | 0    | 0    | 0      | 0         | 0         | 0         | 0         | 0         | 0       |
|             |       |       |            | 0.0%    | 0          | 0    | 0    | 0    | 0    | 0      | 0         | 0         | 0         | 0         | 0         | 0       |
|             | 鹿児島県内 |       |            | 3.9%    | 3,820      | 0    | 0    | 0    | 0    | 0      | 0         | 0         | 3,820     | 0         | 0         | 0       |
|             |       |       |            | 3.4%    | 575,505    | 0    | 0    | 0    | 0    | 0      | 0         | 0         | 575,505   | 0         | 0         | 0       |
|             | 熊本    |       |            | 0.5%    | 460        | 0    | 0    | 0    | 0    | 0      | 0         | 300       | 0         | 130       | 30        | 0       |
|             |       |       |            | 0.7%    | 110,775    | 0    | 0    | 0    | 0    | 0      | 0         | 63,735    | 0         | 38,220    | 8,820     | 0       |
|             | 大分    |       |            | 0.0%    | 0          | 0    | 0    | 0    | 0    | 0      | 0         | 0         | 0         | 0         | 0         | 0       |
|             |       |       |            | 0.0%    | 0          | 0    | 0    | 0    | 0    | 0      | 0         | 0         | 0         | 0         | 0         | 0       |
|             | 福岡    |       |            | 88.4%   | 87,544     | 0    | 0    | 0    | 0    | 0      | 350       | 41,540    | 24,954    | 6,850     | 9,850     | 4,000   |
|             |       |       |            | 90.8%   | 15,466,106 | 0    | 0    | 0    | 0    | 0      | 41,790    | 6,309,297 | 3,801,074 | 1,719,690 | 2,634,660 | 959,595 |
|             | 佐賀    |       |            | 0.0%    | 0          | 0    | 0    | 0    | 0    | 0      | 0         | 0         | 0         | 0         | 0         | 0       |
|             |       |       |            | 0.0%    | 0          | 0    | 0    | 0    | 0    | 0      | 0         | 0         | 0         | 0         | 0         | 0       |
| 長崎          |       |       | 0.0%       | 0       | 0          | 0    | 0    | 0    | 0    | 0      | 0         | 0         | 0         | 0         | 0         |         |
|             |       |       | 0.0%       | 0       | 0          | 0    | 0    | 0    | 0    | 0      | 0         | 0         | 0         | 0         | 0         |         |
| 沖縄          |       |       | 0.0%       | 0       | 0          | 0    | 0    | 0    | 0    | 0      | 0         | 0         | 0         | 0         | 0         |         |
|             |       |       | 0.0%       | 0       | 0          | 0    | 0    | 0    | 0    | 0      | 0         | 0         | 0         | 0         | 0         |         |
| その他<br>県外   |       |       | 2.7%       | 2,655   | 0          | 0    | 0    | 0    | 0    | 0      | 255       | 2,400     | 0         | 0         | 0         |         |
|             |       |       | 1.5%       | 253,260 | 0          | 0    | 0    | 0    | 0    | 0      | 26,460    | 226,800   | 0         | 0         | 0         |         |

上段:数量Kg

下段:金額円

| 品目名       | 産地名   | 産地別割合      | 合計         | 4月   | 5月   | 6月     | 7月      | 8月        | 9月        | 10月        | 11月        | 12月        | 1月         | 2月        | 3月        |
|-----------|-------|------------|------------|------|------|--------|---------|-----------|-----------|------------|------------|------------|------------|-----------|-----------|
| その他柿      | 合計    | 100%       | 521,087    | 0    | 0    | 0      | 76      | 259       | 21,549    | 107,845    | 161,686    | 192,453    | 27,107     | 6,416     | 3,696     |
|           |       | 100%       | 98,390,220 | 0    | 0    | 0      | 95,445  | 209,475   | 5,147,334 | 16,850,061 | 26,250,501 | 31,025,916 | 10,625,739 | 5,482,534 | 2,703,215 |
|           | 単価    |            | 189        | -    | -    | -      | 1,256   | 809       | 239       | 156        | 162        | 161        | 392        | 855       | 731       |
|           | 前年対比  |            | 129.5%     | 0.0% | 0.0% | 0.0%   | 61.3%   | 33.9%     | 113.7%    | 118.0%     | 107.4%     | 148.0%     | 359.9%     | 264.9%    | 855.6%    |
|           |       |            | 98.4%      | 0.0% | 0.0% | 0.0%   | 71.9%   | 47.2%     | 95.3%     | 80.2%      | 89.5%      | 93.0%      | 158.4%     | 178.4%    | 484.1%    |
|           | 市内    | 0.1%       | 379        | 0    | 0    | 0      | 0       | 0         | 10        | 289        | 80         | 0          | 0          | 0         | 0         |
|           |       | 0.1%       | 90,164     | 0    | 0    | 0      | 0       | 0         | 1,365     | 84,599     | 4,200      | 0          | 0          | 0         | 0         |
|           | 三股町   | 0.0%       | 260        | 0    | 0    | 0      | 0       | 6         | 100       | 8          | 146        | 0          | 0          | 0         | 0         |
|           |       | 0.0%       | 31,449     | 0    | 0    | 0      | 0       | 2,520     | 105       | 1,680      | 27,144     | 0          | 0          | 0         | 0         |
|           | 西諸県郡  | 0.0%       | 195        | 0    | 0    | 0      | 0       | 0         | 0         | 195        | 0          | 0          | 0          | 0         | 0         |
|           |       | 0.0%       | 12,285     | 0    | 0    | 0      | 0       | 0         | 0         | 12,285     | 0          | 0          | 0          | 0         | 0         |
|           | 県内    | 4.6%       | 24,202     | 0    | 0    | 0      | 0       | 0         | 931       | 4,255      | 10,350     | 8,164      | 420        | 82        | 0         |
|           |       | 4.1%       | 3,986,108  | 0    | 0    | 0      | 0       | 0         | 198,083   | 690,176    | 1,861,106  | 1,066,842  | 129,045    | 40,856    | 0         |
|           | 曾於市   | 0.1%       | 270        | 0    | 0    | 0      | 0       | 0         | 0         | 89         | 181        | 0          | 0          | 0         | 0         |
|           |       | 0.0%       | 31,952     | 0    | 0    | 0      | 0       | 0         | 0         | 20,139     | 11,813     | 0          | 0          | 0         | 0         |
|           | 霧島市   | 0.0%       | 0          | 0    | 0    | 0      | 0       | 0         | 0         | 0          | 0          | 0          | 0          | 0         | 0         |
|           |       | 0.0%       | 0          | 0    | 0    | 0      | 0       | 0         | 0         | 0          | 0          | 0          | 0          | 0         | 0         |
|           | 鹿児島県内 | 5.1%       | 26,577     | 0    | 0    | 0      | 0       | 85        | 2,058     | 6,269      | 5,782      | 9,464      | 2,405      | 170       | 344       |
|           |       | 7.4%       | 7,305,876  | 0    | 0    | 0      | 0       | 32,025    | 672,914   | 1,428,504  | 1,287,569  | 1,949,472  | 1,344,788  | 175,056   | 415,548   |
|           | 熊本    | 10.4%      | 54,181     | 0    | 0    | 0      | 0       | 0         | 415       | 12,541     | 16,153     | 12,865     | 6,463      | 3,802     | 1,942     |
|           |       | 23.4%      | 23,040,194 | 0    | 0    | 0      | 0       | 0         | 73,815    | 2,194,868  | 2,853,418  | 6,853,991  | 5,388,159  | 3,871,959 | 1,803,984 |
|           | 大分    | 0.1%       | 345        | 0    | 0    | 0      | 0       | 0         | 0         | 345        | 0          | 0          | 0          | 0         | 0         |
|           |       | 0.1%       | 58,590     | 0    | 0    | 0      | 0       | 0         | 0         | 58,590     | 0          | 0          | 0          | 0         | 0         |
|           | 福岡    | 30.4%      | 158,594    | 0    | 0    | 0      | 0       | 0         | 13,468    | 52,851     | 47,933     | 36,040     | 4,831      | 2,362     | 1,110     |
|           |       | 26.5%      | 26,048,621 | 0    | 0    | 0      | 0       | 0         | 2,668,996 | 7,583,430  | 7,320,889  | 5,089,684  | 1,628,131  | 1,394,663 | 362,828   |
|           | 佐賀    | 0.0%       | 0          | 0    | 0    | 0      | 0       | 0         | 0         | 0          | 0          | 0          | 0          | 0         | 0         |
|           |       | 0.0%       | 0          | 0    | 0    | 0      | 0       | 0         | 0         | 0          | 0          | 0          | 0          | 0         | 0         |
|           | 長崎    | 0.0%       | 0          | 0    | 0    | 0      | 0       | 0         | 0         | 0          | 0          | 0          | 0          | 0         | 0         |
| 0.0%      |       | 0          | 0          | 0    | 0    | 0      | 0       | 0         | 0         | 0          | 0          | 0          | 0          | 0         |           |
| 沖縄        | 0.0%  | 0          | 0          | 0    | 0    | 0      | 0       | 0         | 0         | 0          | 0          | 0          | 0          | 0         |           |
|           | 0.0%  | 0          | 0          | 0    | 0    | 0      | 0       | 0         | 0         | 0          | 0          | 0          | 0          | 0         |           |
| その他<br>県外 | 49.1% | 256,084    | 0          | 0    | 0    | 76     | 168     | 4,567     | 31,004    | 81,062     | 125,920    | 12,988     | 0          | 300       |           |
|           | 38.4% | 37,784,981 | 0          | 0    | 0    | 95,445 | 174,930 | 1,532,056 | 4,775,790 | 12,884,362 | 16,065,927 | 2,135,616  | 0          | 120,855   |           |



上段:数量Kg

下段:金額円

| 品目名       | 産地名   | 産地別割合     | 合計        | 4月        | 5月        | 6月      | 7月   | 8月   | 9月   | 10月  | 11月  | 12月  | 1月   | 2月     | 3月     |         |
|-----------|-------|-----------|-----------|-----------|-----------|---------|------|------|------|------|------|------|------|--------|--------|---------|
| 枇<br>杷    | 合計    | 100%      | 5,875     | 1,247     | 3,779     | 801     | 0    | 0    | 0    | 0    | 0    | 0    | 0    | 5      | 42     |         |
|           |       | 100%      | 5,141,580 | 1,377,867 | 2,765,675 | 873,669 | 0    | 0    | 0    | 0    | 0    | 0    | 0    | 0      | 16,800 | 107,569 |
|           | 単価    |           | 875       | 1,105     | 732       | 1,090   | -    | -    | -    | -    | -    | -    | -    | 3,360  | 2,567  |         |
|           | 前年対比  |           | 34.0%     | 203.2%    | 26.9%     | 31.4%   | 0.0% | 0.0% | 0.0% | 0.0% | 0.0% | 0.0% | 0.0% | 0.0%   | 62.5%  | 80.6%   |
|           |       |           | 62.4%     | 190.6%    | 47.0%     | 61.1%   | 0.0% | 0.0% | 0.0% | 0.0% | 0.0% | 0.0% | 0.0% | 0.0%   | 36.6%  | 69.6%   |
|           | 市内    | 0.0%      | 0         | 0         | 0         | 0       | 0    | 0    | 0    | 0    | 0    | 0    | 0    | 0      | 0      | 0       |
|           |       | 0.0%      | 0         | 0         | 0         | 0       | 0    | 0    | 0    | 0    | 0    | 0    | 0    | 0      | 0      | 0       |
|           | 三股町   | 0.0%      | 0         | 0         | 0         | 0       | 0    | 0    | 0    | 0    | 0    | 0    | 0    | 0      | 0      | 0       |
|           |       | 0.0%      | 0         | 0         | 0         | 0       | 0    | 0    | 0    | 0    | 0    | 0    | 0    | 0      | 0      | 0       |
|           | 西諸県郡  | 0.0%      | 0         | 0         | 0         | 0       | 0    | 0    | 0    | 0    | 0    | 0    | 0    | 0      | 0      | 0       |
|           |       | 0.0%      | 0         | 0         | 0         | 0       | 0    | 0    | 0    | 0    | 0    | 0    | 0    | 0      | 0      | 0       |
|           | 県内    | 6.0%      | 350       | 12        | 0         | 338     | 0    | 0    | 0    | 0    | 0    | 0    | 0    | 0      | 0      | 0       |
|           |       | 5.9%      | 305,582   | 16,695    | 0         | 288,887 | 0    | 0    | 0    | 0    | 0    | 0    | 0    | 0      | 0      | 0       |
|           | 曾於市   | 0.0%      | 0         | 0         | 0         | 0       | 0    | 0    | 0    | 0    | 0    | 0    | 0    | 0      | 0      | 0       |
|           |       | 0.0%      | 0         | 0         | 0         | 0       | 0    | 0    | 0    | 0    | 0    | 0    | 0    | 0      | 0      | 0       |
|           | 霧島市   | 0.0%      | 0         | 0         | 0         | 0       | 0    | 0    | 0    | 0    | 0    | 0    | 0    | 0      | 0      | 0       |
|           |       | 0.0%      | 0         | 0         | 0         | 0       | 0    | 0    | 0    | 0    | 0    | 0    | 0    | 0      | 0      | 0       |
|           | 鹿児島県内 | 69.1%     | 4,057     | 741       | 3,309     | 0       | 0    | 0    | 0    | 0    | 0    | 0    | 0    | 0      | 0      | 8       |
|           |       | 50.6%     | 2,602,326 | 601,548   | 1,987,180 | 0       | 0    | 0    | 0    | 0    | 0    | 0    | 0    | 0      | 0      | 13,598  |
|           | 熊本    | 0.3%      | 17        | 0         | 17        | 0       | 0    | 0    | 0    | 0    | 0    | 0    | 0    | 0      | 0      | 0       |
| 0.4%      |       | 21,105    | 0         | 21,105    | 0         | 0       | 0    | 0    | 0    | 0    | 0    | 0    | 0    | 0      | 0      |         |
| 大分        | 0.0%  | 0         | 0         | 0         | 0         | 0       | 0    | 0    | 0    | 0    | 0    | 0    | 0    | 0      | 0      |         |
|           | 0.0%  | 0         | 0         | 0         | 0         | 0       | 0    | 0    | 0    | 0    | 0    | 0    | 0    | 0      | 0      |         |
| 福岡        | 1.5%  | 89        | 89        | 0         | 0         | 0       | 0    | 0    | 0    | 0    | 0    | 0    | 0    | 0      | 0      |         |
|           | 2.4%  | 125,181   | 125,181   | 0         | 0         | 0       | 0    | 0    | 0    | 0    | 0    | 0    | 0    | 0      | 0      |         |
| 佐賀        | 0.0%  | 0         | 0         | 0         | 0         | 0       | 0    | 0    | 0    | 0    | 0    | 0    | 0    | 0      | 0      |         |
|           | 0.0%  | 0         | 0         | 0         | 0         | 0       | 0    | 0    | 0    | 0    | 0    | 0    | 0    | 0      | 0      |         |
| 長崎        | 23.1% | 1,359     | 403       | 454       | 463       | 0       | 0    | 0    | 0    | 0    | 0    | 0    | 0    | 5      | 34     |         |
|           | 40.5% | 2,080,561 | 627,618   | 757,390   | 584,782   | 0       | 0    | 0    | 0    | 0    | 0    | 0    | 0    | 16,800 | 93,971 |         |
| 沖縄        | 0.0%  | 0         | 0         | 0         | 0         | 0       | 0    | 0    | 0    | 0    | 0    | 0    | 0    | 0      | 0      |         |
|           | 0.0%  | 0         | 0         | 0         | 0         | 0       | 0    | 0    | 0    | 0    | 0    | 0    | 0    | 0      | 0      |         |
| その他<br>県外 | 0.1%  | 3         | 3         | 0         | 0         | 0       | 0    | 0    | 0    | 0    | 0    | 0    | 0    | 0      | 0      |         |
|           | 0.1%  | 6,825     | 6,825     | 0         | 0         | 0       | 0    | 0    | 0    | 0    | 0    | 0    | 0    | 0      | 0      |         |

上段:数量Kg

下段:金額円

| 品目名       | 産地名   | 産地別割合 | 合計         | 4月        | 5月        | 6月        | 7月         | 8月         | 9月        | 10月     | 11月  | 12月  | 1月   | 2月   | 3月   |
|-----------|-------|-------|------------|-----------|-----------|-----------|------------|------------|-----------|---------|------|------|------|------|------|
| 桃         | 合計    | 100%  | 94,857     | 0         | 1,071     | 13,820    | 27,948     | 31,995     | 18,676    | 1,348   | 0    | 0    | 0    | 0    | 0    |
|           |       | 100%  | 37,382,983 | 0         | 1,021,237 | 5,011,570 | 10,932,325 | 14,051,898 | 6,082,600 | 283,353 | 0    | 0    | 0    | 0    | 0    |
|           | 単価    |       | 394        | -         | 954       | 363       | 391        | 439        | 326       | 210     | -    | -    | -    | -    | -    |
|           |       |       |            |           |           |           |            |            |           |         |      |      |      |      |      |
|           | 前年対比  |       | 72.3%      | 0.0%      | 113.8%    | 132.1%    | 90.5%      | 47.1%      | 91.2%     | 241.6%  | 0.0% | 0.0% | 0.0% | 0.0% | 0.0% |
|           |       |       | 84.2%      | 0.0%      | 113.5%    | 113.2%    | 77.0%      | 76.6%      | 96.4%     | 150.7%  | 0.0% | 0.0% | 0.0% | 0.0% | 0.0% |
|           | 市内    |       | 0.0%       | 0         | 0         | 0         | 0          | 0          | 0         | 0       | 0    | 0    | 0    | 0    | 0    |
|           |       |       | 0.0%       | 0         | 0         | 0         | 0          | 0          | 0         | 0       | 0    | 0    | 0    | 0    | 0    |
|           | 三股町   |       | 0.0%       | 0         | 0         | 0         | 0          | 0          | 0         | 0       | 0    | 0    | 0    | 0    | 0    |
|           |       |       | 0.0%       | 0         | 0         | 0         | 0          | 0          | 0         | 0       | 0    | 0    | 0    | 0    | 0    |
|           | 西諸県郡  |       | 0.0%       | 0         | 0         | 0         | 0          | 0          | 0         | 0       | 0    | 0    | 0    | 0    | 0    |
|           |       |       | 0.0%       | 0         | 0         | 0         | 0          | 0          | 0         | 0       | 0    | 0    | 0    | 0    | 0    |
|           | 県内    |       | 1.6%       | 1,528     | 0         | 0         | 254        | 830        | 445       | 0       | 0    | 0    | 0    | 0    | 0    |
|           |       |       | 1.9%       | 697,862   | 0         | 0         | 72,240     | 383,439    | 242,183   | 0       | 0    | 0    | 0    | 0    | 0    |
|           | 曾於市   |       | 0.0%       | 0         | 0         | 0         | 0          | 0          | 0         | 0       | 0    | 0    | 0    | 0    | 0    |
|           |       |       | 0.0%       | 0         | 0         | 0         | 0          | 0          | 0         | 0       | 0    | 0    | 0    | 0    | 0    |
|           | 霧島市   |       | 0.0%       | 0         | 0         | 0         | 0          | 0          | 0         | 0       | 0    | 0    | 0    | 0    | 0    |
|           |       |       | 0.0%       | 0         | 0         | 0         | 0          | 0          | 0         | 0       | 0    | 0    | 0    | 0    | 0    |
|           | 鹿児島県内 |       | 12.8%      | 12,161    | 0         | 204       | 3,650      | 4,699      | 2,028     | 1,580   | 0    | 0    | 0    | 0    | 0    |
|           |       |       | 12.4%      | 4,643,026 | 0         | 159,905   | 1,175,699  | 1,929,664  | 784,088   | 593,670 | 0    | 0    | 0    | 0    | 0    |
|           | 熊本    |       | 24.7%      | 23,388    | 0         | 543       | 7,918      | 7,632      | 6,665     | 630     | 0    | 0    | 0    | 0    | 0    |
|           |       |       | 25.5%      | 9,516,690 | 0         | 468,048   | 2,737,839  | 2,583,452  | 3,423,691 | 303,660 | 0    | 0    | 0    | 0    | 0    |
|           | 大分    |       | 0.0%       | 0         | 0         | 0         | 0          | 0          | 0         | 0       | 0    | 0    | 0    | 0    | 0    |
|           |       |       | 0.0%       | 0         | 0         | 0         | 0          | 0          | 0         | 0       | 0    | 0    | 0    | 0    | 0    |
|           | 福岡    |       | 8.3%       | 7,859     | 0         | 23        | 72         | 3,949      | 3,425     | 390     | 0    | 0    | 0    | 0    | 0    |
|           |       |       | 10.5%      | 3,922,397 | 0         | 16,695    | 39,827     | 1,965,506  | 1,696,249 | 204,120 | 0    | 0    | 0    | 0    | 0    |
| 佐賀        |       | 3.3%  | 3,093      | 0         | 289       | 1,899     | 340        | 565        | 0         | 0       | 0    | 0    | 0    | 0    |      |
|           |       | 4.6%  | 1,702,880  | 0         | 338,789   | 973,995   | 117,411    | 272,685    | 0         | 0       | 0    | 0    | 0    | 0    |      |
| 長崎        |       | 0.0%  | 0          | 0         | 0         | 0         | 0          | 0          | 0         | 0       | 0    | 0    | 0    | 0    |      |
|           |       | 0.0%  | 0          | 0         | 0         | 0         | 0          | 0          | 0         | 0       | 0    | 0    | 0    | 0    |      |
| 沖縄        |       | 0.0%  | 0          | 0         | 0         | 0         | 0          | 0          | 0         | 0       | 0    | 0    | 0    | 0    |      |
|           |       | 0.0%  | 0          | 0         | 0         | 0         | 0          | 0          | 0         | 0       | 0    | 0    | 0    | 0    |      |
| その他<br>県外 |       | 49.4% | 46,828     | 0         | 12        | 27        | 10,499     | 18,866     | 16,076    | 1,348   | 0    | 0    | 0    | 0    |      |
|           |       | 45.2% | 16,900,128 | 0         | 37,800    | 11,970    | 3,952,853  | 7,633,002  | 4,981,150 | 283,353 | 0    | 0    | 0    | 0    |      |

上段:数量Kg

下段:金額円

| 品 目 名      | 産 地 名 | 産地別割合 | 合 計        | 4月        | 5月      | 6月        | 7月        | 8月        | 9月      | 10月     | 11月    | 12月  | 1月   | 2月   | 3月   |  |
|------------|-------|-------|------------|-----------|---------|-----------|-----------|-----------|---------|---------|--------|------|------|------|------|--|
| すもも        | 合 計   | 100%  | 15,059     | 112       | 219     | 5,729     | 3,221     | 3,261     | 1,956   | 561     | 0      | 0    | 0    | 0    | 0    |  |
|            |       | 100%  | 11,393,132 | 500,546   | 478,328 | 5,346,593 | 2,533,382 | 1,337,051 | 843,707 | 353,525 | 0      | 0    | 0    | 0    | 0    |  |
|            | 単 価   |       |            |           |         |           |           |           |         |         |        |      |      |      |      |  |
|            |       |       | 757        | 4,469     | 2,184   | 933       | 787       | 410       | 431     | 630     | -      | -    | -    | -    | -    |  |
|            | 前年対比  |       | 81.9%      | 153.4%    | 120.3%  | 87.3%     | 44.9%     | 95.3%     | 208.9%  | 1870.0% | 0.0%   | 0.0% | 0.0% | 0.0% | 0.0% |  |
|            |       |       | 76.9%      | 129.6%    | 107.4%  | 77.5%     | 49.6%     | 90.8%     | 176.2%  | 1650.4% | 0.0%   | 0.0% | 0.0% | 0.0% | 0.0% |  |
|            | 市 内   |       | 0.0%       | 0         | 0       | 0         | 0         | 0         | 0       | 0       | 0      | 0    | 0    | 0    | 0    |  |
|            |       |       | 0.0%       | 0         | 0       | 0         | 0         | 0         | 0       | 0       | 0      | 0    | 0    | 0    | 0    |  |
|            | 三股町   |       | 0.0%       | 0         | 0       | 0         | 0         | 0         | 0       | 0       | 0      | 0    | 0    | 0    | 0    |  |
|            |       |       | 0.0%       | 0         | 0       | 0         | 0         | 0         | 0       | 0       | 0      | 0    | 0    | 0    | 0    |  |
|            | 西諸県郡  |       | 0.0%       | 0         | 0       | 0         | 0         | 0         | 0       | 0       | 0      | 0    | 0    | 0    | 0    |  |
|            |       |       | 0.0%       | 0         | 0       | 0         | 0         | 0         | 0       | 0       | 0      | 0    | 0    | 0    | 0    |  |
|            | 県 内   |       | 2.4%       | 355       | 0       | 2         | 320       | 33        | 0       | 0       | 0      | 0    | 0    | 0    | 0    |  |
|            |       |       | 2.3%       | 260,474   | 0       | 9,975     | 223,913   | 26,586    | 0       | 0       | 0      | 0    | 0    | 0    | 0    |  |
|            | 曾於市   |       | 1.4%       | 218       | 1       | 0         | 0         | 217       | 0       | 0       | 0      | 0    | 0    | 0    | 0    |  |
|            |       |       | 0.2%       | 25,316    | 2,100   | 0         | 0         | 23,216    | 0       | 0       | 0      | 0    | 0    | 0    | 0    |  |
|            | 霧島市   |       | 0.0%       | 0         | 0       | 0         | 0         | 0         | 0       | 0       | 0      | 0    | 0    | 0    | 0    |  |
|            |       |       | 0.0%       | 0         | 0       | 0         | 0         | 0         | 0       | 0       | 0      | 0    | 0    | 0    | 0    |  |
|            | 鹿児島県内 |       | 18.6%      | 2,796     | 0       | 0         | 1,850     | 540       | 406     | 0       | 0      | 0    | 0    | 0    | 0    |  |
|            |       |       | 4.7%       | 539,124   | 0       | 0         | 383,734   | 77,438    | 77,952  | 0       | 0      | 0    | 0    | 0    | 0    |  |
|            | 熊 本   |       | 13.5%      | 2,036     | 0       | 99        | 558       | 907       | 326     | 108     | 38     | 0    | 0    | 0    | 0    |  |
|            |       |       | 14.5%      | 1,654,100 | 0       | 89,859    | 315,610   | 1,012,328 | 156,818 | 37,485  | 42,000 | 0    | 0    | 0    | 0    |  |
|            | 大 分   |       | 2.4%       | 355       | 0       | 0         | 146       | 208       | 0       | 0       | 0      | 0    | 0    | 0    | 0    |  |
|            |       |       | 1.7%       | 190,323   | 0       | 0         | 90,804    | 99,519    | 0       | 0       | 0      | 0    | 0    | 0    | 0    |  |
|            | 福 岡   |       | 9.3%       | 1,400     | 0       | 0         | 80        | 214       | 456     | 600     | 50     | 0    | 0    | 0    | 0    |  |
|            |       |       | 6.5%       | 738,729   | 0       | 0         | 103,625   | 110,534   | 247,202 | 236,733 | 40,635 | 0    | 0    | 0    | 0    |  |
| 佐 賀        |       | 2.0%  | 302        | 0         | 0       | 110       | 192       | 0         | 0       | 0       | 0      | 0    | 0    | 0    |      |  |
|            |       | 1.2%  | 138,233    | 0         | 0       | 38,325    | 99,908    | 0         | 0       | 0       | 0      | 0    | 0    | 0    |      |  |
| 長 崎        |       | 0.0%  | 0          | 0         | 0       | 0         | 0         | 0         | 0       | 0       | 0      | 0    | 0    | 0    |      |  |
|            |       | 0.0%  | 0          | 0         | 0       | 0         | 0         | 0         | 0       | 0       | 0      | 0    | 0    | 0    |      |  |
| 沖 縄        |       | 0.0%  | 0          | 0         | 0       | 0         | 0         | 0         | 0       | 0       | 0      | 0    | 0    | 0    |      |  |
|            |       | 0.0%  | 0          | 0         | 0       | 0         | 0         | 0         | 0       | 0       | 0      | 0    | 0    | 0    |      |  |
| その他<br>県 外 |       | 50.4% | 7,596      | 111       | 118     | 2,664     | 909       | 2,073     | 1,248   | 473     | 0      | 0    | 0    | 0    |      |  |
|            |       | 68.9% | 7,846,833  | 498,446   | 378,494 | 4,190,582 | 1,083,853 | 855,079   | 569,489 | 270,890 | 0      | 0    | 0    | 0    |      |  |

上段:数量Kg

下段:金額円

| 品目名       | 産地名   | 産地別割合 | 合計         | 4月        | 5月        | 6月        | 7月        | 8月        | 9月      | 10月    | 11月    | 12月  | 1月   | 2月   | 3月   |      |
|-----------|-------|-------|------------|-----------|-----------|-----------|-----------|-----------|---------|--------|--------|------|------|------|------|------|
| デラウェア     | 合計    | 100%  | 13,291     | 78        | 729       | 3,861     | 4,976     | 3,379     | 212     | 56     | 0      | 0    | 0    | 0    | 0    |      |
|           |       | 100%  | 11,256,264 | 180,978   | 1,112,885 | 3,817,833 | 4,226,186 | 1,744,712 | 135,030 | 38,640 | 0      | 0    | 0    | 0    | 0    |      |
|           | 単価    |       |            |           |           |           |           |           |         |        |        |      |      |      |      |      |
|           |       |       |            | 847       | 2,320     | 1,526     | 989       | 849       | 516     | 637    | 690    | -    | -    | -    | -    | -    |
|           | 前年対比  |       |            | 84.9%     | 253.2%    | 85.4%     | 121.7%    | 117.2%    | 57.6%   | 16.4%  | 140.0% | 0.0% | 0.0% | 0.0% | 0.0% | 0.0% |
|           |       |       |            | 94.7%     | 232.3%    | 92.4%     | 101.1%    | 120.5%    | 70.9%   | 20.3%  | 184.0% | 0.0% | 0.0% | 0.0% | 0.0% | 0.0% |
|           | 市内    |       | 0.0%       | 0         | 0         | 0         | 0         | 0         | 0       | 0      | 0      | 0    | 0    | 0    | 0    | 0    |
|           |       |       | 0.0%       | 0         | 0         | 0         | 0         | 0         | 0       | 0      | 0      | 0    | 0    | 0    | 0    | 0    |
|           | 三股町   |       | 0.0%       | 0         | 0         | 0         | 0         | 0         | 0       | 0      | 0      | 0    | 0    | 0    | 0    | 0    |
|           |       |       | 0.0%       | 0         | 0         | 0         | 0         | 0         | 0       | 0      | 0      | 0    | 0    | 0    | 0    | 0    |
|           | 西諸県郡  |       | 2.7%       | 354       | 0         | 0         | 0         | 354       | 0       | 0      | 0      | 0    | 0    | 0    | 0    | 0    |
|           |       |       | 2.8%       | 313,572   | 0         | 0         | 0         | 313,572   | 0       | 0      | 0      | 0    | 0    | 0    | 0    | 0    |
|           | 県内    |       | 23.7%      | 3,154     | 8         | 41        | 664       | 1,594     | 847     | 0      | 0      | 0    | 0    | 0    | 0    | 0    |
|           |       |       | 24.6%      | 2,765,952 | 14,700    | 71,904    | 579,474   | 1,619,940 | 479,934 | 0      | 0      | 0    | 0    | 0    | 0    | 0    |
|           | 曾於市   |       | 0.0%       | 0         | 0         | 0         | 0         | 0         | 0       | 0      | 0      | 0    | 0    | 0    | 0    | 0    |
|           |       |       | 0.0%       | 0         | 0         | 0         | 0         | 0         | 0       | 0      | 0      | 0    | 0    | 0    | 0    | 0    |
|           | 霧島市   |       | 0.0%       | 0         | 0         | 0         | 0         | 0         | 0       | 0      | 0      | 0    | 0    | 0    | 0    | 0    |
|           |       |       | 0.0%       | 0         | 0         | 0         | 0         | 0         | 0       | 0      | 0      | 0    | 0    | 0    | 0    | 0    |
|           | 鹿児島県内 |       | 0.1%       | 8         | 8         | 0         | 0         | 0         | 0       | 0      | 0      | 0    | 0    | 0    | 0    | 0    |
|           |       |       | 0.2%       | 19,320    | 19,320    | 0         | 0         | 0         | 0       | 0      | 0      | 0    | 0    | 0    | 0    | 0    |
|           | 熊本    |       | 23.3%      | 3,100     | 23        | 299       | 1,093     | 1,250     | 359     | 20     | 56     | 0    | 0    | 0    | 0    | 0    |
|           |       |       | 27.6%      | 3,105,848 | 54,768    | 483,672   | 1,349,996 | 948,192   | 215,670 | 14,910 | 38,640 | 0    | 0    | 0    | 0    | 0    |
|           | 大分    |       | 4.5%       | 603       | 0         | 2         | 0         | 72        | 529     | 0      | 0      | 0    | 0    | 0    | 0    | 0    |
|           |       |       | 3.7%       | 416,535   | 0         | 3,675     | 0         | 68,040    | 344,820 | 0      | 0      | 0    | 0    | 0    | 0    | 0    |
|           | 福岡    |       | 26.3%      | 3,497     | 39        | 292       | 1,253     | 1,376     | 477     | 60     | 0      | 0    | 0    | 0    | 0    | 0    |
|           |       |       | 26.8%      | 3,013,700 | 92,190    | 444,276   | 1,167,432 | 961,548   | 297,224 | 51,030 | 0      | 0    | 0    | 0    | 0    | 0    |
|           | 佐賀    |       | 0.0%       | 0         | 0         | 0         | 0         | 0         | 0       | 0      | 0      | 0    | 0    | 0    | 0    | 0    |
|           |       |       | 0.0%       | 0         | 0         | 0         | 0         | 0         | 0       | 0      | 0      | 0    | 0    | 0    | 0    | 0    |
| 長崎        |       | 0.0%  | 0          | 0         | 0         | 0         | 0         | 0         | 0       | 0      | 0      | 0    | 0    | 0    | 0    |      |
|           |       | 0.0%  | 0          | 0         | 0         | 0         | 0         | 0         | 0       | 0      | 0      | 0    | 0    | 0    | 0    |      |
| 沖縄        |       | 0.0%  | 0          | 0         | 0         | 0         | 0         | 0         | 0       | 0      | 0      | 0    | 0    | 0    | 0    |      |
|           |       | 0.0%  | 0          | 0         | 0         | 0         | 0         | 0         | 0       | 0      | 0      | 0    | 0    | 0    | 0    |      |
| その他<br>県外 |       | 19.4% | 2,575      | 0         | 95        | 851       | 330       | 1,167     | 132     | 0      | 0      | 0    | 0    | 0    | 0    |      |
|           |       | 14.4% | 1,621,337  | 0         | 109,358   | 720,931   | 314,894   | 407,064   | 69,090  | 0      | 0      | 0    | 0    | 0    | 0    |      |

上段:数量Kg

下段:金額円

| 品目名       | 産地名   | 産地別割合 | 合計        | 4月   | 5月   | 6月   | 7月     | 8月        | 9月    | 10月  | 11月  | 12月  | 1月   | 2月   | 3月   |      |
|-----------|-------|-------|-----------|------|------|------|--------|-----------|-------|------|------|------|------|------|------|------|
| キャンベル     | 合計    | 100%  | 6,472     | 0    | 0    | 0    | 86     | 6,386     | 0     | 0    | 0    | 0    | 0    | 0    | 0    |      |
|           |       | 100%  | 2,647,744 | 0    | 0    | 0    | 25,767 | 2,621,977 | 0     | 0    | 0    | 0    | 0    | 0    | 0    |      |
|           | 単価    |       | 409       | -    | -    | -    | 300    | 411       | -     | -    | -    | -    | -    | -    | -    | -    |
|           |       |       |           |      |      |      |        |           |       |      |      |      |      |      |      |      |
|           | 前年対比  |       | 69.0%     | 0.0% | 0.0% | 0.0% | 0.0%   | 0.0%      | 68.8% | 0.0% | 0.0% | 0.0% | 0.0% | 0.0% | 0.0% | 0.0% |
|           |       |       | 73.9%     | 0.0% | 0.0% | 0.0% | 0.0%   | 0.0%      | 73.8% | 0.0% | 0.0% | 0.0% | 0.0% | 0.0% | 0.0% | 0.0% |
|           | 市内    | 0.0%  | 0         | 0    | 0    | 0    | 0      | 0         | 0     | 0    | 0    | 0    | 0    | 0    | 0    | 0    |
|           |       | 0.0%  | 0         | 0    | 0    | 0    | 0      | 0         | 0     | 0    | 0    | 0    | 0    | 0    | 0    | 0    |
|           | 三股町   | 0.0%  | 0         | 0    | 0    | 0    | 0      | 0         | 0     | 0    | 0    | 0    | 0    | 0    | 0    | 0    |
|           |       | 0.0%  | 0         | 0    | 0    | 0    | 0      | 0         | 0     | 0    | 0    | 0    | 0    | 0    | 0    | 0    |
|           | 西諸県郡  | 49.8% | 3,226     | 0    | 0    | 0    | 0      | 3,226     | 0     | 0    | 0    | 0    | 0    | 0    | 0    | 0    |
|           |       | 45.7% | 1,209,600 | 0    | 0    | 0    | 0      | 1,209,600 | 0     | 0    | 0    | 0    | 0    | 0    | 0    | 0    |
|           | 県内    | 49.4% | 3,200     | 0    | 0    | 0    | 86     | 3,114     | 0     | 0    | 0    | 0    | 0    | 0    | 0    | 0    |
|           |       | 53.9% | 1,426,069 | 0    | 0    | 0    | 25,767 | 1,400,302 | 0     | 0    | 0    | 0    | 0    | 0    | 0    | 0    |
|           | 曾於市   | 0.0%  | 0         | 0    | 0    | 0    | 0      | 0         | 0     | 0    | 0    | 0    | 0    | 0    | 0    | 0    |
|           |       | 0.0%  | 0         | 0    | 0    | 0    | 0      | 0         | 0     | 0    | 0    | 0    | 0    | 0    | 0    | 0    |
|           | 霧島市   | 0.0%  | 0         | 0    | 0    | 0    | 0      | 0         | 0     | 0    | 0    | 0    | 0    | 0    | 0    | 0    |
|           |       | 0.0%  | 0         | 0    | 0    | 0    | 0      | 0         | 0     | 0    | 0    | 0    | 0    | 0    | 0    | 0    |
|           | 鹿児島県内 | 0.0%  | 0         | 0    | 0    | 0    | 0      | 0         | 0     | 0    | 0    | 0    | 0    | 0    | 0    | 0    |
|           |       | 0.0%  | 0         | 0    | 0    | 0    | 0      | 0         | 0     | 0    | 0    | 0    | 0    | 0    | 0    | 0    |
|           | 熊本    | 0.7%  | 46        | 0    | 0    | 0    | 0      | 46        | 0     | 0    | 0    | 0    | 0    | 0    | 0    | 0    |
|           |       | 0.5%  | 12,075    | 0    | 0    | 0    | 0      | 12,075    | 0     | 0    | 0    | 0    | 0    | 0    | 0    | 0    |
|           | 大分    | 0.0%  | 0         | 0    | 0    | 0    | 0      | 0         | 0     | 0    | 0    | 0    | 0    | 0    | 0    | 0    |
|           |       | 0.0%  | 0         | 0    | 0    | 0    | 0      | 0         | 0     | 0    | 0    | 0    | 0    | 0    | 0    | 0    |
|           | 福岡    | 0.0%  | 0         | 0    | 0    | 0    | 0      | 0         | 0     | 0    | 0    | 0    | 0    | 0    | 0    | 0    |
|           |       | 0.0%  | 0         | 0    | 0    | 0    | 0      | 0         | 0     | 0    | 0    | 0    | 0    | 0    | 0    | 0    |
|           | 佐賀    | 0.0%  | 0         | 0    | 0    | 0    | 0      | 0         | 0     | 0    | 0    | 0    | 0    | 0    | 0    | 0    |
|           |       | 0.0%  | 0         | 0    | 0    | 0    | 0      | 0         | 0     | 0    | 0    | 0    | 0    | 0    | 0    | 0    |
| 長崎        | 0.0%  | 0     | 0         | 0    | 0    | 0    | 0      | 0         | 0     | 0    | 0    | 0    | 0    | 0    | 0    |      |
|           | 0.0%  | 0     | 0         | 0    | 0    | 0    | 0      | 0         | 0     | 0    | 0    | 0    | 0    | 0    | 0    |      |
| 沖縄        | 0.0%  | 0     | 0         | 0    | 0    | 0    | 0      | 0         | 0     | 0    | 0    | 0    | 0    | 0    | 0    |      |
|           | 0.0%  | 0     | 0         | 0    | 0    | 0    | 0      | 0         | 0     | 0    | 0    | 0    | 0    | 0    | 0    |      |
| その他<br>県外 | 0.0%  | 0     | 0         | 0    | 0    | 0    | 0      | 0         | 0     | 0    | 0    | 0    | 0    | 0    | 0    |      |
|           | 0.0%  | 0     | 0         | 0    | 0    | 0    | 0      | 0         | 0     | 0    | 0    | 0    | 0    | 0    | 0    |      |

上段:数量Kg

下段:金額円

| 品目名       | 産地名   | 産地別割合 | 合計      | 4月      | 5月   | 6月   | 7月   | 8月      | 9月      | 10月     | 11月    | 12月  | 1月   | 2月   | 3月   |      |
|-----------|-------|-------|---------|---------|------|------|------|---------|---------|---------|--------|------|------|------|------|------|
| ネオマスクット   | 合計    | 100%  | 527     | 0       | 0    | 0    | 0    | 125     | 361     | 41      | 0      | 0    | 0    | 0    | 0    |      |
|           |       | 100%  | 508,389 | 0       | 0    | 0    | 0    | 144,165 | 327,894 | 36,330  | 0      | 0    | 0    | 0    | 0    |      |
|           | 単価    |       |         |         |      |      |      |         |         |         |        |      |      |      |      |      |
|           |       |       |         | 965     | -    | -    | -    | -       | 1,153   | 908     | 886    | -    | -    | -    | -    | -    |
|           | 前年対比  |       |         | 439.2%  | 0.0% | 0.0% | 0.0% | 0.0%    | 104.2%  | 0.0%    | 0.0%   | 0.0% | 0.0% | 0.0% | 0.0% | 0.0% |
|           |       |       |         | 1898.7% | 0.0% | 0.0% | 0.0% | 0.0%    | 538.4%  | 0.0%    | 0.0%   | 0.0% | 0.0% | 0.0% | 0.0% | 0.0% |
|           | 市内    |       | 0.0%    | 0       | 0    | 0    | 0    | 0       | 0       | 0       | 0      | 0    | 0    | 0    | 0    | 0    |
|           |       |       | 0.0%    | 0       | 0    | 0    | 0    | 0       | 0       | 0       | 0      | 0    | 0    | 0    | 0    | 0    |
|           | 三股町   |       | 0.0%    | 0       | 0    | 0    | 0    | 0       | 0       | 0       | 0      | 0    | 0    | 0    | 0    | 0    |
|           |       |       | 0.0%    | 0       | 0    | 0    | 0    | 0       | 0       | 0       | 0      | 0    | 0    | 0    | 0    | 0    |
|           | 西諸県郡  |       | 0.0%    | 0       | 0    | 0    | 0    | 0       | 0       | 0       | 0      | 0    | 0    | 0    | 0    | 0    |
|           |       |       | 0.0%    | 0       | 0    | 0    | 0    | 0       | 0       | 0       | 0      | 0    | 0    | 0    | 0    | 0    |
|           | 県内    |       | 0.0%    | 0       | 0    | 0    | 0    | 0       | 0       | 0       | 0      | 0    | 0    | 0    | 0    | 0    |
|           |       |       | 0.0%    | 0       | 0    | 0    | 0    | 0       | 0       | 0       | 0      | 0    | 0    | 0    | 0    | 0    |
|           | 曾於市   |       | 0.0%    | 0       | 0    | 0    | 0    | 0       | 0       | 0       | 0      | 0    | 0    | 0    | 0    | 0    |
|           |       |       | 0.0%    | 0       | 0    | 0    | 0    | 0       | 0       | 0       | 0      | 0    | 0    | 0    | 0    | 0    |
|           | 霧島市   |       | 0.0%    | 0       | 0    | 0    | 0    | 0       | 0       | 0       | 0      | 0    | 0    | 0    | 0    | 0    |
|           |       |       | 0.0%    | 0       | 0    | 0    | 0    | 0       | 0       | 0       | 0      | 0    | 0    | 0    | 0    | 0    |
|           | 鹿児島県内 |       | 0.0%    | 0       | 0    | 0    | 0    | 0       | 0       | 0       | 0      | 0    | 0    | 0    | 0    | 0    |
|           |       |       | 0.0%    | 0       | 0    | 0    | 0    | 0       | 0       | 0       | 0      | 0    | 0    | 0    | 0    | 0    |
|           | 熊本    |       | 35.9%   | 189     | 0    | 0    | 0    | 0       | 125     | 64      | 0      | 0    | 0    | 0    | 0    | 0    |
|           |       |       | 40.5%   | 205,905 | 0    | 0    | 0    | 0       | 144,165 | 61,740  | 0      | 0    | 0    | 0    | 0    | 0    |
|           | 大分    |       | 43.6%   | 230     | 0    | 0    | 0    | 0       | 0       | 205     | 25     | 0    | 0    | 0    | 0    | 0    |
|           |       |       | 47.5%   | 241,395 | 0    | 0    | 0    | 0       | 0       | 215,985 | 25,410 | 0    | 0    | 0    | 0    | 0    |
|           | 福岡    |       | 3.6%    | 19      | 0    | 0    | 0    | 0       | 0       | 7       | 12     | 0    | 0    | 0    | 0    | 0    |
|           |       |       | 2.5%    | 12,810  | 0    | 0    | 0    | 0       | 0       | 4,830   | 7,980  | 0    | 0    | 0    | 0    | 0    |
|           | 佐賀    |       | 0.0%    | 0       | 0    | 0    | 0    | 0       | 0       | 0       | 0      | 0    | 0    | 0    | 0    | 0    |
|           |       |       | 0.0%    | 0       | 0    | 0    | 0    | 0       | 0       | 0       | 0      | 0    | 0    | 0    | 0    | 0    |
| 長崎        |       | 0.0%  | 0       | 0       | 0    | 0    | 0    | 0       | 0       | 0       | 0      | 0    | 0    | 0    | 0    |      |
|           |       | 0.0%  | 0       | 0       | 0    | 0    | 0    | 0       | 0       | 0       | 0      | 0    | 0    | 0    | 0    |      |
| 沖縄        |       | 0.0%  | 0       | 0       | 0    | 0    | 0    | 0       | 0       | 0       | 0      | 0    | 0    | 0    | 0    |      |
|           |       | 0.0%  | 0       | 0       | 0    | 0    | 0    | 0       | 0       | 0       | 0      | 0    | 0    | 0    | 0    |      |
| その他<br>県外 |       | 16.9% | 89      | 0       | 0    | 0    | 0    | 0       | 85      | 4       | 0      | 0    | 0    | 0    | 0    |      |
|           |       | 9.5%  | 48,279  | 0       | 0    | 0    | 0    | 0       | 45,339  | 2,940   | 0      | 0    | 0    | 0    | 0    |      |

上段:数量Kg

下段:金額円

| 品目名              | 産地名   | 産地別割合 | 合計        | 4月      | 5月   | 6月   | 7月     | 8月      | 9月      | 10月     | 11月  | 12月  | 1月   | 2月   | 3月   |      |
|------------------|-------|-------|-----------|---------|------|------|--------|---------|---------|---------|------|------|------|------|------|------|
| ベ<br>リ<br>ー<br>A | 合計    | 100%  | 3,610     | 0       | 0    | 0    | 132    | 1,950   | 1,528   | 0       | 0    | 0    | 0    | 0    | 0    |      |
|                  |       | 100%  | 1,369,936 | 0       | 0    | 0    | 86,027 | 764,736 | 519,173 | 0       | 0    | 0    | 0    | 0    | 0    |      |
|                  | 単価    |       |           |         |      |      |        |         |         |         |      |      |      |      |      |      |
|                  |       |       |           | 379     | -    | -    | -      | 652     | 392     | 340     | -    | -    | -    | -    | -    | -    |
|                  | 前年対比  |       |           | 113.0%  | 0.0% | 0.0% | 0.0%   | 942.9%  | 105.3%  | 115.1%  | 0.0% | 0.0% | 0.0% | 0.0% | 0.0% | 0.0% |
|                  |       |       |           | 113.9%  | 0.0% | 0.0% | 0.0%   | 758.6%  | 109.4%  | 105.5%  | 0.0% | 0.0% | 0.0% | 0.0% | 0.0% | 0.0% |
|                  | 市内    |       | 0.0%      | 0       | 0    | 0    | 0      | 0       | 0       | 0       | 0    | 0    | 0    | 0    | 0    | 0    |
|                  |       |       | 0.0%      | 0       | 0    | 0    | 0      | 0       | 0       | 0       | 0    | 0    | 0    | 0    | 0    | 0    |
|                  | 三股町   |       | 0.0%      | 0       | 0    | 0    | 0      | 0       | 0       | 0       | 0    | 0    | 0    | 0    | 0    | 0    |
|                  |       |       | 0.0%      | 0       | 0    | 0    | 0      | 0       | 0       | 0       | 0    | 0    | 0    | 0    | 0    | 0    |
|                  | 西諸県郡  |       | 75.1%     | 2,710   | 0    | 0    | 0      | 0       | 1,226   | 1,484   | 0    | 0    | 0    | 0    | 0    | 0    |
|                  |       |       | 68.3%     | 936,023 | 0    | 0    | 0      | 0       | 437,220 | 498,803 | 0    | 0    | 0    | 0    | 0    | 0    |
|                  | 県内    |       | 6.0%      | 216     | 0    | 0    | 0      | 0       | 172     | 44      | 0    | 0    | 0    | 0    | 0    | 0    |
|                  |       |       | 8.0%      | 109,410 | 0    | 0    | 0      | 0       | 89,040  | 20,370  | 0    | 0    | 0    | 0    | 0    | 0    |
|                  | 曾於市   |       | 0.0%      | 0       | 0    | 0    | 0      | 0       | 0       | 0       | 0    | 0    | 0    | 0    | 0    | 0    |
|                  |       |       | 0.0%      | 0       | 0    | 0    | 0      | 0       | 0       | 0       | 0    | 0    | 0    | 0    | 0    | 0    |
|                  | 霧島市   |       | 0.0%      | 0       | 0    | 0    | 0      | 0       | 0       | 0       | 0    | 0    | 0    | 0    | 0    | 0    |
|                  |       |       | 0.0%      | 0       | 0    | 0    | 0      | 0       | 0       | 0       | 0    | 0    | 0    | 0    | 0    | 0    |
|                  | 鹿児島県内 |       | 0.0%      | 0       | 0    | 0    | 0      | 0       | 0       | 0       | 0    | 0    | 0    | 0    | 0    | 0    |
|                  |       |       | 0.0%      | 0       | 0    | 0    | 0      | 0       | 0       | 0       | 0    | 0    | 0    | 0    | 0    | 0    |
|                  | 熊本    |       | 10.3%     | 372     | 0    | 0    | 0      | 132     | 240     | 0       | 0    | 0    | 0    | 0    | 0    | 0    |
|                  |       |       | 14.6%     | 200,057 | 0    | 0    | 0      | 86,027  | 114,030 | 0       | 0    | 0    | 0    | 0    | 0    | 0    |
|                  | 大分    |       | 0.0%      | 0       | 0    | 0    | 0      | 0       | 0       | 0       | 0    | 0    | 0    | 0    | 0    | 0    |
|                  |       |       | 0.0%      | 0       | 0    | 0    | 0      | 0       | 0       | 0       | 0    | 0    | 0    | 0    | 0    | 0    |
|                  | 福岡    |       | 8.6%      | 312     | 0    | 0    | 0      | 0       | 312     | 0       | 0    | 0    | 0    | 0    | 0    | 0    |
|                  |       |       | 9.1%      | 124,446 | 0    | 0    | 0      | 0       | 124,446 | 0       | 0    | 0    | 0    | 0    | 0    | 0    |
|                  | 佐賀    |       | 0.0%      | 0       | 0    | 0    | 0      | 0       | 0       | 0       | 0    | 0    | 0    | 0    | 0    | 0    |
|                  |       |       | 0.0%      | 0       | 0    | 0    | 0      | 0       | 0       | 0       | 0    | 0    | 0    | 0    | 0    | 0    |
| 長崎               |       | 0.0%  | 0         | 0       | 0    | 0    | 0      | 0       | 0       | 0       | 0    | 0    | 0    | 0    | 0    |      |
|                  |       | 0.0%  | 0         | 0       | 0    | 0    | 0      | 0       | 0       | 0       | 0    | 0    | 0    | 0    | 0    |      |
| 沖縄               |       | 0.0%  | 0         | 0       | 0    | 0    | 0      | 0       | 0       | 0       | 0    | 0    | 0    | 0    | 0    |      |
|                  |       | 0.0%  | 0         | 0       | 0    | 0    | 0      | 0       | 0       | 0       | 0    | 0    | 0    | 0    | 0    |      |
| その他<br>県外        |       | 0.0%  | 0         | 0       | 0    | 0    | 0      | 0       | 0       | 0       | 0    | 0    | 0    | 0    | 0    |      |
|                  |       | 0.0%  | 0         | 0       | 0    | 0    | 0      | 0       | 0       | 0       | 0    | 0    | 0    | 0    | 0    |      |

上段:数量Kg

下段:金額円

| 品目名       | 産地名   | 産地別割合 | 合計         | 4月        | 5月         | 6月        | 7月        | 8月         | 9月         | 10月        | 11月        | 12月     | 1月     | 2月   | 3月   |      |
|-----------|-------|-------|------------|-----------|------------|-----------|-----------|------------|------------|------------|------------|---------|--------|------|------|------|
| 巨峰        | 合計    | 100%  | 83,311     | 0         | 581        | 1,717     | 9,693     | 33,479     | 28,276     | 8,977      | 589        | 0       | 0      | 0    | 0    |      |
|           |       | 100%  | 57,498,404 | 0         | 899,063    | 1,982,621 | 9,598,261 | 24,233,958 | 15,701,913 | 4,659,585  | 423,003    | 0       | 0      | 0    | 0    |      |
|           | 単価    |       |            | 690       | -          | 1,546     | 1,155     | 990        | 724        | 555        | 519        | 718     | -      | -    | -    | -    |
|           |       |       |            | 109.8%    | 0.0%       | 264.5%    | 143.2%    | 84.7%      | 94.9%      | 158.4%     | 106.6%     | 39.5%   | 0.0%   | 0.0% | 0.0% | 0.0% |
|           | 前年対比  |       |            | 105.5%    | 0.0%       | 237.1%    | 117.1%    | 85.9%      | 104.3%     | 134.0%     | 85.5%      | 48.1%   | 0.0%   | 0.0% | 0.0% | 0.0% |
|           |       |       |            | 0.0%      | 8          | 0         | 0         | 0          | 0          | 8          | 0          | 0       | 0      | 0    | 0    | 0    |
|           | 市内    |       |            | 0.0%      | 3,360      | 0         | 0         | 0          | 0          | 3,360      | 0          | 0       | 0      | 0    | 0    | 0    |
|           |       |       |            | 0.0%      | 0          | 0         | 0         | 0          | 0          | 0          | 0          | 0       | 0      | 0    | 0    | 0    |
|           | 三股町   |       |            | 0.0%      | 0          | 0         | 0         | 0          | 0          | 0          | 0          | 0       | 0      | 0    | 0    | 0    |
|           |       |       |            | 0.0%      | 0          | 0         | 0         | 0          | 0          | 0          | 0          | 0       | 0      | 0    | 0    | 0    |
|           | 西諸県郡  |       |            | 3.0%      | 2,497      | 0         | 0         | 132        | 1,217      | 900        | 196        | 52      | 0      | 0    | 0    | 0    |
|           |       |       |            | 2.5%      | 1,421,165  | 0         | 0         | 150,276    | 742,098    | 413,228    | 85,890     | 29,673  | 0      | 0    | 0    | 0    |
|           | 県内    |       |            | 10.7%     | 8,913      | 0         | 46        | 14         | 1,340      | 4,279      | 3,041      | 193     | 0      | 0    | 0    | 0    |
|           |       |       |            | 11.5%     | 6,623,810  | 0         | 85,050    | 19,740     | 1,291,878  | 3,125,840  | 1,982,547  | 118,755 | 0      | 0    | 0    | 0    |
|           | 曾於市   |       |            | 0.0%      | 0          | 0         | 0         | 0          | 0          | 0          | 0          | 0       | 0      | 0    | 0    | 0    |
|           |       |       |            | 0.0%      | 0          | 0         | 0         | 0          | 0          | 0          | 0          | 0       | 0      | 0    | 0    | 0    |
|           | 霧島市   |       |            | 0.0%      | 0          | 0         | 0         | 0          | 0          | 0          | 0          | 0       | 0      | 0    | 0    | 0    |
|           |       |       |            | 0.0%      | 0          | 0         | 0         | 0          | 0          | 0          | 0          | 0       | 0      | 0    | 0    | 0    |
|           | 鹿児島県内 |       |            | 0.0%      | 12         | 0         | 0         | 0          | 12         | 0          | 0          | 0       | 0      | 0    | 0    | 0    |
|           |       |       |            | 0.0%      | 4,305      | 0         | 0         | 0          | 4,305      | 0          | 0          | 0       | 0      | 0    | 0    | 0    |
|           | 熊本    |       |            | 25.8%     | 21,505     | 0         | 6         | 422        | 6,935      | 12,531     | 1,391      | 195     | 25     | 0    | 0    | 0    |
|           |       |       |            | 30.4%     | 17,474,993 | 0         | 9,240     | 492,524    | 6,741,651  | 9,342,732  | 729,666    | 131,250 | 27,930 | 0    | 0    | 0    |
|           | 大分    |       |            | 2.3%      | 1,912      | 0         | 6         | 0          | 331        | 1,143      | 432        | 0       | 0      | 0    | 0    | 0    |
|           |       |       |            | 2.6%      | 1,511,842  | 0         | 14,700    | 0          | 328,020    | 911,924    | 257,198    | 0       | 0      | 0    | 0    | 0    |
|           | 福岡    |       |            | 46.2%     | 38,449     | 0         | 523       | 1,281      | 945        | 14,217     | 19,492     | 1,990   | 0      | 0    | 0    | 0    |
|           |       |       |            | 43.4%     | 24,967,333 | 0         | 790,073   | 1,470,357  | 1,071,736  | 10,061,447 | 10,604,360 | 969,360 | 0      | 0    | 0    | 0    |
|           | 佐賀    |       |            | 0.1%      | 72         | 0         | 0         | 0          | 0          | 72         | 0          | 0       | 0      | 0    | 0    | 0    |
|           |       |       | 0.1%       | 42,252    | 0          | 0         | 0         | 0          | 42,252     | 0          | 0          | 0       | 0      | 0    | 0    |      |
| 長崎        |       |       | 0.0%       | 0         | 0          | 0         | 0         | 0          | 0          | 0          | 0          | 0       | 0      | 0    | 0    |      |
|           |       |       | 0.0%       | 0         | 0          | 0         | 0         | 0          | 0          | 0          | 0          | 0       | 0      | 0    | 0    |      |
| 沖縄        |       |       | 0.0%       | 0         | 0          | 0         | 0         | 0          | 0          | 0          | 0          | 0       | 0      | 0    | 0    |      |
|           |       |       | 0.0%       | 0         | 0          | 0         | 0         | 0          | 0          | 0          | 0          | 0       | 0      | 0    | 0    |      |
| その他<br>県外 |       |       | 11.9%      | 9,943     | 0          | 0         | 0         | 10         | 0          | 3,019      | 6,403      | 512     | 0      | 0    | 0    |      |
|           |       |       | 9.5%       | 5,449,344 | 0          | 0         | 0         | 14,700     | 0          | 1,714,914  | 3,354,330  | 365,400 | 0      | 0    | 0    |      |



上段:数量Kg

下段:金額円

| 品目名       | 産地名   | 産地別割合 | 合計         | 4月         | 5月    | 6月      | 7月        | 8月        | 9月         | 10月        | 11月       | 12月     | 1月   | 2月     | 3月     |
|-----------|-------|-------|------------|------------|-------|---------|-----------|-----------|------------|------------|-----------|---------|------|--------|--------|
| その他どう     | 合計    | 100%  | 61,359     | 0          | 4     | 570     | 4,178     | 13,425    | 20,935     | 19,622     | 2,431     | 110     | 0    | 80     | 4      |
|           |       | 100%  | 41,119,014 | 0          | 8,400 | 590,352 | 3,472,025 | 9,383,855 | 14,133,357 | 11,555,922 | 1,830,045 | 85,911  | 0    | 45,497 | 13,650 |
|           | 単価    |       | 670        | -          | 2,100 | 1,036   | 831       | 699       | 675        | 589        | 753       | 781     | -    | 569    | 3,413  |
|           |       |       | 119.2%     | 0.0%       | 13.6% | 99.1%   | 126.7%    | 93.3%     | 114.3%     | 150.4%     | 176.6%    | 23.2%   | 0.0% | 0.0%   | 0.0%   |
|           | 前年対比  |       | 107.5%     | 0.0%       | 13.8% | 80.8%   | 114.4%    | 101.0%    | 103.0%     | 114.2%     | 165.2%    | 47.1%   | 0.0% | 0.0%   | 0.0%   |
|           |       |       | 0.0%       | 10         | 0     | 0       | 0         | 0         | 10         | 0          | 0         | 0       | 0    | 0      | 0      |
|           | 市内    |       | 0.0%       | 8,925      | 0     | 0       | 0         | 0         | 8,925      | 0          | 0         | 0       | 0    | 0      | 0      |
|           |       |       | 0.0%       | 0          | 0     | 0       | 0         | 0         | 0          | 0          | 0         | 0       | 0    | 0      | 0      |
|           | 三股町   |       | 0.0%       | 0          | 0     | 0       | 0         | 0         | 0          | 0          | 0         | 0       | 0    | 0      | 0      |
|           |       |       | 0.0%       | 0          | 0     | 0       | 0         | 0         | 0          | 0          | 0         | 0       | 0    | 0      | 0      |
|           | 西諸県郡  |       | 3.9%       | 2,406      | 0     | 0       | 0         | 110       | 176        | 1,810      | 306       | 4       | 0    | 0      | 0      |
|           |       |       | 3.0%       | 1,230,401  | 0     | 0       | 0         | 124,068   | 116,918    | 857,325    | 130,725   | 1,365   | 0    | 0      | 0      |
|           | 県内    |       | 12.9%      | 7,927      | 0     | 0       | 16        | 712       | 2,805      | 3,532      | 473       | 386     | 2    | 0      | 0      |
|           |       |       | 14.2%      | 5,821,465  | 0     | 0       | 19,530    | 528,801   | 2,138,947  | 2,695,602  | 253,050   | 184,800 | 735  | 0      | 0      |
|           | 曾於市   |       | 0.0%       | 0          | 0     | 0       | 0         | 0         | 0          | 0          | 0         | 0       | 0    | 0      | 0      |
|           |       |       | 0.0%       | 0          | 0     | 0       | 0         | 0         | 0          | 0          | 0         | 0       | 0    | 0      | 0      |
|           | 霧島市   |       | 0.0%       | 0          | 0     | 0       | 0         | 0         | 0          | 0          | 0         | 0       | 0    | 0      | 0      |
|           |       |       | 0.0%       | 0          | 0     | 0       | 0         | 0         | 0          | 0          | 0         | 0       | 0    | 0      | 0      |
|           | 鹿児島県内 |       | 0.0%       | 0          | 0     | 0       | 0         | 0         | 0          | 0          | 0         | 0       | 0    | 0      | 0      |
|           |       |       | 0.0%       | 0          | 0     | 0       | 0         | 0         | 0          | 0          | 0         | 0       | 0    | 0      | 0      |
|           | 熊本    |       | 14.2%      | 8,684      | 0     | 0       | 307       | 2,325     | 4,096      | 1,403      | 85        | 469     | 0    | 0      | 0      |
|           |       |       | 16.9%      | 6,951,222  | 0     | 0       | 299,607   | 2,137,727 | 3,092,293  | 882,210    | 54,915    | 484,470 | 0    | 0      | 0      |
|           | 大分    |       | 41.1%      | 25,192     | 0     | 0       | 0         | 40        | 131        | 9,251      | 15,078    | 692     | 0    | 0      | 0      |
|           |       |       | 39.9%      | 16,409,526 | 0     | 0       | 0         | 46,620    | 123,039    | 6,660,864  | 9,142,707 | 436,296 | 0    | 0      | 0      |
|           | 福岡    |       | 15.5%      | 9,537      | 0     | 0       | 211       | 991       | 5,519      | 2,339      | 478       | 0       | 0    | 0      | 0      |
|           |       |       | 14.3%      | 5,867,737  | 0     | 0       | 188,475   | 634,809   | 3,461,788  | 1,305,444  | 277,221   | 0       | 0    | 0      | 0      |
|           | 佐賀    |       | 0.0%       | 0          | 0     | 0       | 0         | 0         | 0          | 0          | 0         | 0       | 0    | 0      | 0      |
|           |       |       | 0.0%       | 0          | 0     | 0       | 0         | 0         | 0          | 0          | 0         | 0       | 0    | 0      | 0      |
| 長崎        |       | 0.0%  | 0          | 0          | 0     | 0       | 0         | 0         | 0          | 0          | 0         | 0       | 0    | 0      |        |
|           |       | 0.0%  | 0          | 0          | 0     | 0       | 0         | 0         | 0          | 0          | 0         | 0       | 0    | 0      |        |
| 沖縄        |       | 0.0%  | 0          | 0          | 0     | 0       | 0         | 0         | 0          | 0          | 0         | 0       | 0    | 0      |        |
|           |       | 0.0%  | 0          | 0          | 0     | 0       | 0         | 0         | 0          | 0          | 0         | 0       | 0    | 0      |        |
| その他<br>県外 |       | 12.4% | 7,602      | 0          | 4     | 36      | 0         | 688       | 2,601      | 3,202      | 880       | 108     | 0    | 80     | 4      |
|           |       | 11.7% | 4,829,738  | 0          | 8,400 | 82,740  | 0         | 441,945   | 1,731,912  | 1,697,304  | 723,114   | 85,176  | 0    | 45,497 | 13,650 |

上段:数量Kg

下段:金額円

| 品目名       | 産地名   | 産地別割合 | 合計         | 4月         | 5月   | 6月   | 7月   | 8月        | 9月         | 10月        | 11月       | 12月   | 1月    | 2月   | 3月   |      |
|-----------|-------|-------|------------|------------|------|------|------|-----------|------------|------------|-----------|-------|-------|------|------|------|
| 粟         | 合計    | 100%  | 30,321     | 0          | 0    | 0    | 0    | 2,839     | 19,095     | 8,377      | 0         | 10    | 0     | 0    | 0    |      |
|           |       | 100%  | 18,844,852 | 0          | 0    | 0    | 0    | 2,384,971 | 13,591,688 | 2,860,738  | 0         | 7,455 | 0     | 0    | 0    |      |
|           | 単価    |       |            |            |      |      |      |           |            |            |           |       |       |      |      |      |
|           |       |       |            | 622        | -    | -    | -    | -         | 840        | 712        | 341       | -     | 746   | -    | -    | -    |
|           | 前年対比  |       | 90.1%      |            | 0.0% | 0.0% | 0.0% | 0.0%      | 506.1%     | 124.9%     | 47.1%     | 0.0%  | 0.0%  | 0.0% | 0.0% | 0.0% |
|           |       |       | 107.0%     |            | 0.0% | 0.0% | 0.0% | 0.0%      | 1348.3%    | 166.0%     | 31.0%     | 0.0%  | 0.0%  | 0.0% | 0.0% | 0.0% |
|           | 市内    |       | 21.9%      | 6,639      | 0    | 0    | 0    | 0         | 260        | 4,360      | 2,019     | 0     | 0     | 0    | 0    | 0    |
|           |       |       | 14.1%      | 2,652,689  | 0    | 0    | 0    | 0         | 96,181     | 1,874,689  | 681,819   | 0     | 0     | 0    | 0    | 0    |
|           | 三股町   |       | 3.1%       | 944        | 0    | 0    | 0    | 0         | 147        | 498        | 299       | 0     | 0     | 0    | 0    | 0    |
|           |       |       | 1.9%       | 350,715    | 0    | 0    | 0    | 0         | 52,815     | 209,206    | 88,694    | 0     | 0     | 0    | 0    | 0    |
|           | 西諸県郡  |       | 0.0%       | 0          | 0    | 0    | 0    | 0         | 0          | 0          | 0         | 0     | 0     | 0    | 0    | 0    |
|           |       |       | 0.0%       | 0          | 0    | 0    | 0    | 0         | 0          | 0          | 0         | 0     | 0     | 0    | 0    | 0    |
|           | 県内    |       | 59.8%      | 18,119     | 0    | 0    | 0    | 0         | 2,291      | 13,609     | 2,209     | 0     | 10    | 0    | 0    | 0    |
|           |       |       | 78.1%      | 14,709,790 | 0    | 0    | 0    | 0         | 2,193,870  | 11,297,308 | 1,211,157 | 0     | 7,455 | 0    | 0    | 0    |
|           | 曾於市   |       | 3.3%       | 993        | 0    | 0    | 0    | 0         | 141        | 513        | 339       | 0     | 0     | 0    | 0    | 0    |
|           |       |       | 1.5%       | 279,387    | 0    | 0    | 0    | 0         | 42,105     | 178,827    | 58,455    | 0     | 0     | 0    | 0    | 0    |
|           | 霧島市   |       | 0.0%       | 0          | 0    | 0    | 0    | 0         | 0          | 0          | 0         | 0     | 0     | 0    | 0    | 0    |
|           |       |       | 0.0%       | 0          | 0    | 0    | 0    | 0         | 0          | 0          | 0         | 0     | 0     | 0    | 0    | 0    |
|           | 鹿児島県内 |       | 0.0%       | 0          | 0    | 0    | 0    | 0         | 0          | 0          | 0         | 0     | 0     | 0    | 0    | 0    |
|           |       |       | 0.0%       | 0          | 0    | 0    | 0    | 0         | 0          | 0          | 0         | 0     | 0     | 0    | 0    | 0    |
|           | 熊本    |       | 0.5%       | 141        | 0    | 0    | 0    | 0         | 0          | 0          | 141       | 0     | 0     | 0    | 0    | 0    |
|           |       |       | 0.3%       | 55,020     | 0    | 0    | 0    | 0         | 0          | 0          | 55,020    | 0     | 0     | 0    | 0    | 0    |
|           | 大分    |       | 0.0%       | 0          | 0    | 0    | 0    | 0         | 0          | 0          | 0         | 0     | 0     | 0    | 0    | 0    |
|           |       |       | 0.0%       | 0          | 0    | 0    | 0    | 0         | 0          | 0          | 0         | 0     | 0     | 0    | 0    | 0    |
|           | 福岡    |       | 0.0%       | 0          | 0    | 0    | 0    | 0         | 0          | 0          | 0         | 0     | 0     | 0    | 0    | 0    |
|           |       |       | 0.0%       | 0          | 0    | 0    | 0    | 0         | 0          | 0          | 0         | 0     | 0     | 0    | 0    | 0    |
|           | 佐賀    |       | 0.0%       | 0          | 0    | 0    | 0    | 0         | 0          | 0          | 0         | 0     | 0     | 0    | 0    | 0    |
|           |       |       | 0.0%       | 0          | 0    | 0    | 0    | 0         | 0          | 0          | 0         | 0     | 0     | 0    | 0    | 0    |
| 長崎        |       | 0.0%  | 0          | 0          | 0    | 0    | 0    | 0         | 0          | 0          | 0         | 0     | 0     | 0    | 0    |      |
|           |       | 0.0%  | 0          | 0          | 0    | 0    | 0    | 0         | 0          | 0          | 0         | 0     | 0     | 0    | 0    |      |
| 沖縄        |       | 0.0%  | 0          | 0          | 0    | 0    | 0    | 0         | 0          | 0          | 0         | 0     | 0     | 0    | 0    |      |
|           |       | 0.0%  | 0          | 0          | 0    | 0    | 0    | 0         | 0          | 0          | 0         | 0     | 0     | 0    | 0    |      |
| その他<br>県外 |       | 11.5% | 3,485      | 0          | 0    | 0    | 0    | 0         | 115        | 3,370      | 0         | 0     | 0     | 0    | 0    |      |
|           |       | 4.2%  | 797,251    | 0          | 0    | 0    | 0    | 0         | 31,658     | 765,593    | 0         | 0     | 0     | 0    | 0    |      |

上段:数量Kg

下段:金額円

| 品目名       | 産地名   | 産地別割合 | 合計          | 4月         | 5月         | 6月        | 7月      | 8月      | 9月      | 10月     | 11月       | 12月        | 1月         | 2月         | 3月         |            |
|-----------|-------|-------|-------------|------------|------------|-----------|---------|---------|---------|---------|-----------|------------|------------|------------|------------|------------|
| 莓         | 合計    | 100%  | 191,996     | 36,986     | 14,176     | 1,370     | 472     | 610     | 567     | 667     | 1,180     | 11,733     | 35,762     | 43,090     | 45,383     |            |
|           |       | 100%  | 177,317,188 | 22,082,518 | 8,690,482  | 997,404   | 558,117 | 709,370 | 682,322 | 750,216 | 1,652,012 | 24,586,265 | 38,790,988 | 40,553,088 | 37,264,406 |            |
|           | 単価    |       |             |            |            |           |         |         |         |         |           |            |            |            |            |            |
|           |       |       |             | 924        | 597        | 613       | 728     | 1,182   | 1,162   | 1,204   | 1,125     | 1,400      | 2,095      | 1,085      | 941        | 821        |
|           | 前年対比  |       |             | 103.0%     | 98.9%      | 85.8%     | 87.5%   | 91.1%   | 108.1%  | 100.1%  | 114.1%    | 31.6%      | 54.0%      | 126.8%     | 134.7%     | 105.5%     |
|           |       |       |             | 100.4%     | 92.3%      | 90.4%     | 93.4%   | 87.4%   | 103.5%  | 91.0%   | 96.7%     | 37.7%      | 87.1%      | 115.1%     | 106.9%     | 106.7%     |
|           | 市内    |       | 51.9%       | 99,666     | 20,896     | 8,736     | 542     | 0       | 0       | 0       | 0         | 199        | 6,759      | 20,120     | 21,087     | 21,326     |
|           |       |       | 53.2%       | 94,321,798 | 12,118,060 | 5,859,221 | 407,938 | 0       | 0       | 0       | 0         | 339,393    | 14,351,566 | 22,330,432 | 20,724,960 | 18,190,228 |
|           | 三股町   |       | 10.9%       | 20,992     | 4,195      | 2,187     | 418     | 43      | 0       | 0       | 0         | 21         | 1,364      | 3,309      | 4,160      | 5,294      |
|           |       |       | 9.8%        | 17,364,462 | 2,261,377  | 1,226,472 | 300,158 | 31,080  | 0       | 0       | 0         | 31,186     | 2,722,303  | 3,285,275  | 3,589,186  | 3,917,425  |
|           | 西諸県郡  |       | 3.0%        | 5,678      | 725        | 122       | 0       | 0       | 0       | 0       | 0         | 138        | 835        | 1,484      | 1,091      | 1,283      |
|           |       |       | 3.3%        | 5,920,720  | 356,748    | 66,108    | 0       | 0       | 0       | 0       | 0         | 217,823    | 1,883,427  | 1,446,470  | 980,868    | 969,276    |
|           | 県内    |       | 16.0%       | 30,787     | 4,835      | 1,758     | 245     | 49      | 114     | 77      | 112       | 342        | 1,487      | 5,181      | 8,029      | 8,559      |
|           |       |       | 14.1%       | 24,995,557 | 2,560,605  | 584,625   | 92,748  | 71,925  | 112,634 | 89,618  | 87,204    | 477,657    | 2,909,318  | 5,353,276  | 6,464,734  | 6,191,213  |
|           | 曾於市   |       | 13.5%       | 25,896     | 5,780      | 1,303     | 0       | 0       | 0       | 0       | 0         | 14         | 717        | 4,604      | 8,065      | 5,413      |
|           |       |       | 14.0%       | 24,812,594 | 4,344,922  | 918,125   | 0       | 0       | 0       | 0       | 0         | 26,513     | 1,516,894  | 5,103,875  | 8,074,969  | 4,827,296  |
|           | 霧島市   |       | 0.0%        | 0          | 0          | 0         | 0       | 0       | 0       | 0       | 0         | 0          | 0          | 0          | 0          | 0          |
|           |       |       | 0.0%        | 0          | 0          | 0         | 0       | 0       | 0       | 0       | 0         | 0          | 0          | 0          | 0          | 0          |
|           | 鹿児島県内 |       | 2.9%        | 5,587      | 473        | 70        | 0       | 0       | 6       | 0       | 0         | 0          | 454        | 836        | 586        | 3,163      |
|           |       |       | 3.2%        | 5,757,707  | 391,298    | 35,931    | 0       | 0       | 6,300   | 0       | 0         | 0          | 1,025,727  | 1,010,073  | 597,202    | 2,691,176  |
|           | 熊本    |       | 0.0%        | 0          | 0          | 0         | 0       | 0       | 0       | 0       | 0         | 0          | 0          | 0          | 0          | 0          |
|           |       |       | 0.0%        | 0          | 0          | 0         | 0       | 0       | 0       | 0       | 0         | 0          | 0          | 0          | 0          | 0          |
|           | 大分    |       | 0.0%        | 0          | 0          | 0         | 0       | 0       | 0       | 0       | 0         | 0          | 0          | 0          | 0          | 0          |
|           |       |       | 0.0%        | 0          | 0          | 0         | 0       | 0       | 0       | 0       | 0         | 0          | 0          | 0          | 0          | 0          |
|           | 福岡    |       | 0.4%        | 745        | 81         | 0         | 0       | 0       | 0       | 0       | 0         | 0          | 18         | 228        | 73         | 346        |
|           |       |       | 0.5%        | 956,046    | 49,508     | 0         | 0       | 0       | 0       | 0       | 0         | 0          | 45,990     | 261,587    | 121,169    | 477,792    |
|           | 佐賀    |       | 0.0%        | 0          | 0          | 0         | 0       | 0       | 0       | 0       | 0         | 0          | 0          | 0          | 0          | 0          |
|           |       |       | 0.0%        | 0          | 0          | 0         | 0       | 0       | 0       | 0       | 0         | 0          | 0          | 0          | 0          | 0          |
| 長崎        |       | 0.0%  | 0           | 0          | 0          | 0         | 0       | 0       | 0       | 0       | 0         | 0          | 0          | 0          | 0          |            |
|           |       | 0.0%  | 0           | 0          | 0          | 0         | 0       | 0       | 0       | 0       | 0         | 0          | 0          | 0          | 0          |            |
| 沖縄        |       | 0.0%  | 0           | 0          | 0          | 0         | 0       | 0       | 0       | 0       | 0         | 0          | 0          | 0          | 0          |            |
|           |       | 0.0%  | 0           | 0          | 0          | 0         | 0       | 0       | 0       | 0       | 0         | 0          | 0          | 0          | 0          |            |
| その他<br>県外 |       | 1.4%  | 2,645       | 0          | 0          | 165       | 380     | 490     | 490     | 555     | 465       | 100        | 0          | 0          | 0          |            |
|           |       | 1.8%  | 3,188,304   | 0          | 0          | 196,560   | 455,112 | 590,436 | 592,704 | 663,012 | 559,440   | 131,040    | 0          | 0          | 0          |            |

上段:数量Kg

下段:金額円

| 品目名                             | 産地名   | 産地別割合 | 合計         | 4月         | 5月        | 6月        | 7月        | 8月        | 9月        | 10月       | 11月       | 12月       | 1月        | 2月        | 3月        |         |
|---------------------------------|-------|-------|------------|------------|-----------|-----------|-----------|-----------|-----------|-----------|-----------|-----------|-----------|-----------|-----------|---------|
| ア<br>ー<br>ル<br>ス<br>メ<br>ロ<br>ン | 合計    | 100%  | 90,047     | 4,494      | 10,394    | 5,052     | 7,734     | 7,735     | 20,909    | 10,996    | 4,764     | 10,442    | 1,292     | 1,845     | 4,391     |         |
|                                 |       | 100%  | 37,410,028 | 3,013,800  | 6,731,261 | 1,119,997 | 2,706,312 | 3,112,396 | 5,055,827 | 2,245,537 | 2,482,883 | 6,688,605 | 973,140   | 1,512,604 | 1,767,666 |         |
|                                 | 単価    |       |            |            |           |           |           |           |           |           |           |           |           |           |           |         |
|                                 |       |       |            | 415        | 671       | 648       | 222       | 350       | 402       | 242       | 204       | 521       | 641       | 753       | 820       | 403     |
|                                 | 前年対比  |       |            | 107.3%     | 63.2%     | 105.5%    | 117.9%    | 145.4%    | 76.5%     | 177.1%    | 98.1%     | 88.3%     | 92.4%     | 59.7%     | 80.4%     | 140.9%  |
|                                 |       |       |            | 93.4%      | 61.5%     | 104.8%    | 74.9%     | 96.8%     | 81.3%     | 144.7%    | 78.9%     | 134.1%    | 90.5%     | 64.5%     | 73.5%     | 120.2%  |
|                                 | 市内    |       | 0.0%       | 8          | 0         | 0         | 0         | 0         | 0         | 8         | 0         | 0         | 0         | 0         | 0         | 0       |
|                                 |       |       | 0.0%       | 2,940      | 0         | 0         | 0         | 0         | 0         | 2,940     | 0         | 0         | 0         | 0         | 0         | 0       |
|                                 | 三股町   |       | 0.0%       | 0          | 0         | 0         | 0         | 0         | 0         | 0         | 0         | 0         | 0         | 0         | 0         | 0       |
|                                 |       |       | 0.0%       | 0          | 0         | 0         | 0         | 0         | 0         | 0         | 0         | 0         | 0         | 0         | 0         | 0       |
|                                 | 西諸県郡  |       | 0.5%       | 435        | 0         | 0         | 0         | 0         | 0         | 0         | 0         | 0         | 107       | 0         | 95        | 233     |
|                                 |       |       | 1.2%       | 437,693    | 0         | 0         | 0         | 0         | 0         | 0         | 0         | 0         | 103,845   | 0         | 116,865   | 216,983 |
|                                 | 県内    |       | 17.2%      | 15,519     | 574       | 580       | 2,203     | 3,269     | 1,351     | 1,622     | 828       | 813       | 1,640     | 1,095     | 488       | 1,056   |
|                                 |       |       | 19.9%      | 7,436,989  | 402,675   | 317,940   | 912,261   | 979,439   | 498,946   | 520,118   | 237,080   | 347,445   | 885,675   | 725,025   | 621,075   | 989,310 |
|                                 | 曾於市   |       | 1.4%       | 1,264      | 0         | 0         | 0         | 0         | 0         | 0         | 1,264     | 0         | 0         | 0         | 0         | 0       |
|                                 |       |       | 1.1%       | 414,120    | 0         | 0         | 0         | 0         | 0         | 0         | 414,120   | 0         | 0         | 0         | 0         | 0       |
|                                 | 霧島市   |       | 0.0%       | 0          | 0         | 0         | 0         | 0         | 0         | 0         | 0         | 0         | 0         | 0         | 0         | 0       |
|                                 |       |       | 0.0%       | 0          | 0         | 0         | 0         | 0         | 0         | 0         | 0         | 0         | 0         | 0         | 0         | 0       |
|                                 | 鹿児島県内 |       | 38.1%      | 34,304     | 3,005     | 9,485     | 2,822     | 286       | 264       | 325       | 4,294     | 2,149     | 7,789     | 16        | 1,075     | 2,794   |
|                                 |       |       | 45.6%      | 17,043,964 | 2,474,430 | 6,176,441 | 188,731   | 132,563   | 138,390   | 19,919    | 436,948   | 1,331,610 | 5,279,190 | 22,050    | 536,104   | 307,588 |
|                                 | 熊本    |       | 16.9%      | 15,184     | 886       | 89        | 9         | 1,889     | 3,407     | 1,805     | 4,186     | 1,738     | 906       | 68        | 99        | 102     |
|                                 |       |       | 14.1%      | 5,279,008  | 86,295    | 46,305    | 5,355     | 735,410   | 1,434,352 | 529,673   | 1,042,755 | 779,153   | 419,895   | 70,980    | 122,325   | 6,510   |
|                                 | 大分    |       | 0.0%       | 0          | 0         | 0         | 0         | 0         | 0         | 0         | 0         | 0         | 0         | 0         | 0         | 0       |
|                                 |       |       | 0.0%       | 0          | 0         | 0         | 0         | 0         | 0         | 0         | 0         | 0         | 0         | 0         | 0         | 0       |
|                                 | 福岡    |       | 0.1%       | 120        | 0         | 0         | 0         | 120       | 0         | 0         | 0         | 0         | 0         | 0         | 0         | 0       |
|                                 |       |       | 0.1%       | 40,950     | 0         | 0         | 0         | 40,950    | 0         | 0         | 0         | 0         | 0         | 0         | 0         | 0       |
|                                 | 佐賀    |       | 0.0%       | 0          | 0         | 0         | 0         | 0         | 0         | 0         | 0         | 0         | 0         | 0         | 0         | 0       |
|                                 |       |       | 0.0%       | 0          | 0         | 0         | 0         | 0         | 0         | 0         | 0         | 0         | 0         | 0         | 0         | 0       |
| 長崎                              |       | 4.1%  | 3,648      | 0          | 0         | 0         | 2,016     | 364       | 796       | 408       | 64        | 0         | 0         | 0         | 0         |         |
|                                 |       | 3.2%  | 1,205,033  | 0          | 0         | 0         | 725,550   | 134,663   | 204,435   | 115,710   | 24,675    | 0         | 0         | 0         | 0         |         |
| 沖縄                              |       | 0.0%  | 0          | 0          | 0         | 0         | 0         | 0         | 0         | 0         | 0         | 0         | 0         | 0         | 0         |         |
|                                 |       | 0.0%  | 0          | 0          | 0         | 0         | 0         | 0         | 0         | 0         | 0         | 0         | 0         | 0         | 0         |         |
| その他<br>県外                       |       | 21.7% | 19,565     | 29         | 240       | 18        | 154       | 2,349     | 16,353    | 16        | 0         | 0         | 113       | 88        | 206       |         |
|                                 |       | 14.8% | 5,549,331  | 50,400     | 190,575   | 13,650    | 92,400    | 906,045   | 3,778,742 | -1,076    | 0         | 0         | 155,085   | 116,235   | 247,275   |         |

上段:数量Kg

下段:金額円

| 品目名                     | 産地名   | 産地別割合  | 合計      | 4月      | 5月     | 6月     | 7月   | 8月    | 9月    | 10月  | 11月  | 12月  | 1月   | 2月   | 3月   |      |
|-------------------------|-------|--------|---------|---------|--------|--------|------|-------|-------|------|------|------|------|------|------|------|
| プリン<br>ス<br>メ<br>ロ<br>ン | 合計    | 100%   | 3,640   | 1,835   | 290    | 1,345  | 0    | 100   | 70    | 0    | 0    | 0    | 0    | 0    | 0    |      |
|                         |       | 100%   | 566,685 | 426,300 | 48,405 | 79,590 | 0    | 8,190 | 4,200 | 0    | 0    | 0    | 0    | 0    | 0    |      |
|                         | 単価    |        |         |         |        |        |      |       |       |      |      |      |      |      |      |      |
|                         |       |        |         | 156     | 232    | 167    | 59   | -     | 82    | 60   | -    | -    | -    | -    | -    | -    |
|                         | 前年対比  |        |         | 184.8%  | 107.3% | 111.5% | 0.0% | 0.0%  | 0.0%  | 0.0% | 0.0% | 0.0% | 0.0% | 0.0% | 0.0% | 0.0% |
|                         |       |        |         | 116.0%  | 97.1%  | 98.1%  | 0.0% | 0.0%  | 0.0%  | 0.0% | 0.0% | 0.0% | 0.0% | 0.0% | 0.0% | 0.0% |
|                         | 市内    | 0.0%   | 0       | 0       | 0      | 0      | 0    | 0     | 0     | 0    | 0    | 0    | 0    | 0    | 0    | 0    |
|                         |       | 0.0%   | 0       | 0       | 0      | 0      | 0    | 0     | 0     | 0    | 0    | 0    | 0    | 0    | 0    | 0    |
|                         | 三股町   | 0.0%   | 0       | 0       | 0      | 0      | 0    | 0     | 0     | 0    | 0    | 0    | 0    | 0    | 0    | 0    |
|                         |       | 0.0%   | 0       | 0       | 0      | 0      | 0    | 0     | 0     | 0    | 0    | 0    | 0    | 0    | 0    | 0    |
|                         | 西諸県郡  | 0.0%   | 0       | 0       | 0      | 0      | 0    | 0     | 0     | 0    | 0    | 0    | 0    | 0    | 0    | 0    |
|                         |       | 0.0%   | 0       | 0       | 0      | 0      | 0    | 0     | 0     | 0    | 0    | 0    | 0    | 0    | 0    | 0    |
|                         | 県内    | 0.0%   | 0       | 0       | 0      | 0      | 0    | 0     | 0     | 0    | 0    | 0    | 0    | 0    | 0    | 0    |
|                         |       | 0.0%   | 0       | 0       | 0      | 0      | 0    | 0     | 0     | 0    | 0    | 0    | 0    | 0    | 0    | 0    |
|                         | 曾於市   | 0.0%   | 0       | 0       | 0      | 0      | 0    | 0     | 0     | 0    | 0    | 0    | 0    | 0    | 0    | 0    |
|                         |       | 0.0%   | 0       | 0       | 0      | 0      | 0    | 0     | 0     | 0    | 0    | 0    | 0    | 0    | 0    | 0    |
|                         | 霧島市   | 0.0%   | 0       | 0       | 0      | 0      | 0    | 0     | 0     | 0    | 0    | 0    | 0    | 0    | 0    | 0    |
|                         |       | 0.0%   | 0       | 0       | 0      | 0      | 0    | 0     | 0     | 0    | 0    | 0    | 0    | 0    | 0    | 0    |
|                         | 鹿児島県内 | 100.0% | 3,640   | 1,835   | 290    | 1,345  | 0    | 100   | 70    | 0    | 0    | 0    | 0    | 0    | 0    | 0    |
|                         |       | 100.0% | 566,685 | 426,300 | 48,405 | 79,590 | 0    | 8,190 | 4,200 | 0    | 0    | 0    | 0    | 0    | 0    | 0    |
|                         | 熊本    | 0.0%   | 0       | 0       | 0      | 0      | 0    | 0     | 0     | 0    | 0    | 0    | 0    | 0    | 0    | 0    |
|                         |       | 0.0%   | 0       | 0       | 0      | 0      | 0    | 0     | 0     | 0    | 0    | 0    | 0    | 0    | 0    | 0    |
|                         | 大分    | 0.0%   | 0       | 0       | 0      | 0      | 0    | 0     | 0     | 0    | 0    | 0    | 0    | 0    | 0    | 0    |
|                         |       | 0.0%   | 0       | 0       | 0      | 0      | 0    | 0     | 0     | 0    | 0    | 0    | 0    | 0    | 0    | 0    |
|                         | 福岡    | 0.0%   | 0       | 0       | 0      | 0      | 0    | 0     | 0     | 0    | 0    | 0    | 0    | 0    | 0    | 0    |
|                         |       | 0.0%   | 0       | 0       | 0      | 0      | 0    | 0     | 0     | 0    | 0    | 0    | 0    | 0    | 0    | 0    |
|                         | 佐賀    | 0.0%   | 0       | 0       | 0      | 0      | 0    | 0     | 0     | 0    | 0    | 0    | 0    | 0    | 0    | 0    |
|                         |       | 0.0%   | 0       | 0       | 0      | 0      | 0    | 0     | 0     | 0    | 0    | 0    | 0    | 0    | 0    | 0    |
| 長崎                      | 0.0%  | 0      | 0       | 0       | 0      | 0      | 0    | 0     | 0     | 0    | 0    | 0    | 0    | 0    | 0    |      |
|                         | 0.0%  | 0      | 0       | 0       | 0      | 0      | 0    | 0     | 0     | 0    | 0    | 0    | 0    | 0    | 0    |      |
| 沖縄                      | 0.0%  | 0      | 0       | 0       | 0      | 0      | 0    | 0     | 0     | 0    | 0    | 0    | 0    | 0    | 0    |      |
|                         | 0.0%  | 0      | 0       | 0       | 0      | 0      | 0    | 0     | 0     | 0    | 0    | 0    | 0    | 0    | 0    |      |
| その他<br>県外               | 0.0%  | 0      | 0       | 0       | 0      | 0      | 0    | 0     | 0     | 0    | 0    | 0    | 0    | 0    | 0    |      |
|                         | 0.0%  | 0      | 0       | 0       | 0      | 0      | 0    | 0     | 0     | 0    | 0    | 0    | 0    | 0    | 0    |      |

上段:数量Kg

下段:金額円

| 品目名       | 産地名   | 産地別割合  | 合計      | 4月      | 5月      | 6月     | 7月   | 8月   | 9月   | 10月  | 11月  | 12月  | 1月   | 2月   | 3月   |      |
|-----------|-------|--------|---------|---------|---------|--------|------|------|------|------|------|------|------|------|------|------|
| 白雪メロン     | 合計    | 100%   | 1,955   | 905     | 450     | 600    | 0    | 0    | 0    | 0    | 0    | 0    | 0    | 0    | 0    |      |
|           |       | 100%   | 476,438 | 291,848 | 123,270 | 61,320 | 0    | 0    | 0    | 0    | 0    | 0    | 0    | 0    | 0    |      |
|           | 単価    |        |         |         |         |        |      |      |      |      |      |      |      |      |      |      |
|           |       |        | 244     | 322     | 274     | 102    | -    | -    | -    | -    | -    | -    | -    | -    | -    |      |
|           | 前年対比  |        | 104.3%  | 132.1%  | 37.8%   | 0.0%   | 0.0% | 0.0% | 0.0% | 0.0% | 0.0% | 0.0% | 0.0% | 0.0% | 0.0% | 0.0% |
|           |       |        | 115.1%  | 173.9%  | 50.1%   | 0.0%   | 0.0% | 0.0% | 0.0% | 0.0% | 0.0% | 0.0% | 0.0% | 0.0% | 0.0% |      |
|           | 市内    | 0.0%   | 0       | 0       | 0       | 0      | 0    | 0    | 0    | 0    | 0    | 0    | 0    | 0    | 0    | 0    |
|           |       | 0.0%   | 0       | 0       | 0       | 0      | 0    | 0    | 0    | 0    | 0    | 0    | 0    | 0    | 0    |      |
|           | 三股町   | 0.0%   | 0       | 0       | 0       | 0      | 0    | 0    | 0    | 0    | 0    | 0    | 0    | 0    | 0    | 0    |
|           |       | 0.0%   | 0       | 0       | 0       | 0      | 0    | 0    | 0    | 0    | 0    | 0    | 0    | 0    | 0    |      |
|           | 西諸県郡  | 0.0%   | 0       | 0       | 0       | 0      | 0    | 0    | 0    | 0    | 0    | 0    | 0    | 0    | 0    | 0    |
|           |       | 0.0%   | 0       | 0       | 0       | 0      | 0    | 0    | 0    | 0    | 0    | 0    | 0    | 0    | 0    |      |
|           | 県内    | 0.0%   | 0       | 0       | 0       | 0      | 0    | 0    | 0    | 0    | 0    | 0    | 0    | 0    | 0    | 0    |
|           |       | 0.0%   | 0       | 0       | 0       | 0      | 0    | 0    | 0    | 0    | 0    | 0    | 0    | 0    | 0    |      |
|           | 曾於市   | 0.0%   | 0       | 0       | 0       | 0      | 0    | 0    | 0    | 0    | 0    | 0    | 0    | 0    | 0    | 0    |
|           |       | 0.0%   | 0       | 0       | 0       | 0      | 0    | 0    | 0    | 0    | 0    | 0    | 0    | 0    | 0    |      |
|           | 霧島市   | 0.0%   | 0       | 0       | 0       | 0      | 0    | 0    | 0    | 0    | 0    | 0    | 0    | 0    | 0    | 0    |
|           |       | 0.0%   | 0       | 0       | 0       | 0      | 0    | 0    | 0    | 0    | 0    | 0    | 0    | 0    | 0    |      |
|           | 鹿児島県内 | 100.0% | 1,955   | 905     | 450     | 600    | 0    | 0    | 0    | 0    | 0    | 0    | 0    | 0    | 0    | 0    |
|           |       | 100.0% | 476,438 | 291,848 | 123,270 | 61,320 | 0    | 0    | 0    | 0    | 0    | 0    | 0    | 0    | 0    |      |
|           | 熊本    | 0.0%   | 0       | 0       | 0       | 0      | 0    | 0    | 0    | 0    | 0    | 0    | 0    | 0    | 0    | 0    |
|           |       | 0.0%   | 0       | 0       | 0       | 0      | 0    | 0    | 0    | 0    | 0    | 0    | 0    | 0    | 0    |      |
|           | 大分    | 0.0%   | 0       | 0       | 0       | 0      | 0    | 0    | 0    | 0    | 0    | 0    | 0    | 0    | 0    | 0    |
|           |       | 0.0%   | 0       | 0       | 0       | 0      | 0    | 0    | 0    | 0    | 0    | 0    | 0    | 0    | 0    |      |
|           | 福岡    | 0.0%   | 0       | 0       | 0       | 0      | 0    | 0    | 0    | 0    | 0    | 0    | 0    | 0    | 0    | 0    |
|           |       | 0.0%   | 0       | 0       | 0       | 0      | 0    | 0    | 0    | 0    | 0    | 0    | 0    | 0    | 0    |      |
|           | 佐賀    | 0.0%   | 0       | 0       | 0       | 0      | 0    | 0    | 0    | 0    | 0    | 0    | 0    | 0    | 0    | 0    |
|           |       | 0.0%   | 0       | 0       | 0       | 0      | 0    | 0    | 0    | 0    | 0    | 0    | 0    | 0    | 0    |      |
| 長崎        | 0.0%  | 0      | 0       | 0       | 0       | 0      | 0    | 0    | 0    | 0    | 0    | 0    | 0    | 0    | 0    |      |
|           | 0.0%  | 0      | 0       | 0       | 0       | 0      | 0    | 0    | 0    | 0    | 0    | 0    | 0    | 0    |      |      |
| 沖縄        | 0.0%  | 0      | 0       | 0       | 0       | 0      | 0    | 0    | 0    | 0    | 0    | 0    | 0    | 0    | 0    |      |
|           | 0.0%  | 0      | 0       | 0       | 0       | 0      | 0    | 0    | 0    | 0    | 0    | 0    | 0    | 0    |      |      |
| その他<br>県外 | 0.0%  | 0      | 0       | 0       | 0       | 0      | 0    | 0    | 0    | 0    | 0    | 0    | 0    | 0    | 0    |      |
|           | 0.0%  | 0      | 0       | 0       | 0       | 0      | 0    | 0    | 0    | 0    | 0    | 0    | 0    | 0    |      |      |

上段:数量Kg

下段:金額円

| 品目名       | 産地名   | 産地別割合 | 合計         | 4月         | 5月         | 6月         | 7月         | 8月         | 9月        | 10月       | 11月       | 12月       | 1月        | 2月      | 3月        |           |
|-----------|-------|-------|------------|------------|------------|------------|------------|------------|-----------|-----------|-----------|-----------|-----------|---------|-----------|-----------|
| その他メロン    | 合計    | 100%  | 288,114    | 13,082     | 46,047     | 69,304     | 52,510     | 62,627     | 21,403    | 3,923     | 2,966     | 9,859     | 763       | 1,481   | 4,150     |           |
|           |       | 100%  | 91,620,709 | 5,973,640  | 18,750,547 | 16,809,098 | 16,578,816 | 19,321,392 | 5,101,994 | 1,180,243 | 1,293,023 | 4,343,588 | 248,745   | 232,365 | 1,787,258 |           |
|           | 単価    |       |            |            |            |            |            |            |           |           |           |           |           |         |           |           |
|           |       |       |            | 318        | 457        | 407        | 243        | 316        | 309       | 238       | 301       | 436       | 441       | 326     | 157       | 431       |
|           | 前年対比  |       |            | 102.0%     | 49.6%      | 72.3%      | 151.8%     | 118.0%     | 91.5%     | 228.1%    | 81.2%     | 145.1%    | 86.2%     | 306.4%  | 56.6%     | 125.5%    |
|           |       |       |            | 103.0%     | 58.8%      | 93.4%      | 132.7%     | 101.6%     | 108.8%    | 227.3%    | 109.1%    | 179.3%    | 83.7%     | 214.5%  | 17.4%     | 136.5%    |
|           | 市内    |       | 12.0%      | 34,680     | 2,420      | 4,870      | 17,960     | 2,750      | 1,425     | 295       | 0         | 1,115     | 0         | 0       | 0         | 3,845     |
|           |       |       | 10.1%      | 9,232,914  | 995,033    | 1,675,905  | 4,135,373  | 399,525    | 161,595   | 30,450    | 0         | 246,750   | 0         | 0       | 0         | 1,588,283 |
|           | 三股町   |       | 0.0%       | 0          | 0          | 0          | 0          | 0          | 0         | 0         | 0         | 0         | 0         | 0       | 0         | 0         |
|           |       |       | 0.0%       | 0          | 0          | 0          | 0          | 0          | 0         | 0         | 0         | 0         | 0         | 0       | 0         | 0         |
|           | 西諸県郡  |       | 5.0%       | 14,320     | 2,150      | 2,370      | 8,105      | 1,695      | 0         | 0         | 0         | 0         | 0         | 0       | 0         | 0         |
|           |       |       | 4.4%       | 3,992,521  | 1,069,425  | 798,683    | 1,745,205  | 379,208    | 0         | 0         | 0         | 0         | 0         | 0       | 0         | 0         |
|           | 県内    |       | 3.3%       | 9,565      | 585        | 1,227      | 5,011      | 602        | 354       | 208       | 457       | 335       | 152       | 263     | 66        | 305       |
|           |       |       | 3.8%       | 3,474,009  | 258,510    | 431,631    | 1,578,361  | 153,720    | 167,738   | 68,355    | 152,828   | 201,968   | 73,238    | 157,920 | 30,765    | 198,975   |
|           | 曾於市   |       | 11.4%      | 32,829     | 300        | 10,654     | 17,535     | 4,310      | 0         | 0         | 30        | 0         | 0         | 0       | 0         | 0         |
|           |       |       | 10.1%      | 9,235,960  | 168,735    | 4,191,390  | 3,941,807  | 928,358    | 0         | 0         | 5,670     | 0         | 0         | 0       | 0         | 0         |
|           | 霧島市   |       | 0.0%       | 0          | 0          | 0          | 0          | 0          | 0         | 0         | 0         | 0         | 0         | 0       | 0         | 0         |
|           |       |       | 0.0%       | 0          | 0          | 0          | 0          | 0          | 0         | 0         | 0         | 0         | 0         | 0       | 0         | 0         |
|           | 鹿児島県内 |       | 10.6%      | 30,492     | 2,491      | 7,550      | 5,840      | 1,846      | 2,200     | 0         | 0         | 1,408     | 9,157     | 0       | 0         | 0         |
|           |       |       | 15.9%      | 14,522,688 | 1,680,945  | 4,401,706  | 1,793,904  | 729,488    | 862,680   | 0         | 0         | 805,140   | 4,248,825 | 0       | 0         | 0         |
|           | 熊本    |       | 11.1%      | 31,995     | 1,401      | 15,521     | 13,303     | 1,151      | 80        | 8         | 8         | 108       | 0         | 0       | 415       | 0         |
|           |       |       | 11.3%      | 10,393,754 | 741,878    | 6,067,357  | 3,232,059  | 224,595    | 19,190    | 3,360     | 3,465     | 39,165    | 0         | 0       | 62,685    | 0         |
|           | 大分    |       | 1.4%       | 4,024      | 1,330      | 340        | 0          | 514        | 0         | 0         | 1,840     | 0         | 0         | 0       | 0         | 0         |
|           |       |       | 1.6%       | 1,455,584  | 543,060    | 139,020    | 0          | 207,501    | 0         | 0         | 566,003   | 0         | 0         | 0       | 0         | 0         |
|           | 福岡    |       | 0.3%       | 1,000      | 160        | 0          | 200        | 616        | 24        | 0         | 0         | 0         | 0         | 0       | 0         | 0         |
|           |       |       | 0.4%       | 350,364    | 62,265     | 0          | 98,049     | 178,710    | 11,340    | 0         | 0         | 0         | 0         | 0       | 0         | 0         |
|           | 佐賀    |       | 0.0%       | 0          | 0          | 0          | 0          | 0          | 0         | 0         | 0         | 0         | 0         | 0       | 0         | 0         |
|           |       |       | 0.0%       | 0          | 0          | 0          | 0          | 0          | 0         | 0         | 0         | 0         | 0         | 0       | 0         | 0         |
| 長崎        |       | 1.5%  | 4,340      | 645        | 3,255      | 0          | 440        | 0          | 0         | 0         | 0         | 0         | 0         | 0       | 0         |           |
|           |       | 1.5%  | 1,411,830  | 275,205    | 1,004,220  | 0          | 132,405    | 0          | 0         | 0         | 0         | 0         | 0         | 0       | 0         |           |
| 沖縄        |       | 0.0%  | 0          | 0          | 0          | 0          | 0          | 0          | 0         | 0         | 0         | 0         | 0         | 0       | 0         |           |
|           |       | 0.0%  | 0          | 0          | 0          | 0          | 0          | 0          | 0         | 0         | 0         | 0         | 0         | 0       | 0         |           |
| その他<br>県外 |       | 43.3% | 124,870    | 1,600      | 260        | 1,350      | 38,586     | 58,544     | 20,892    | 1,588     | 0         | 550       | 500       | 1,000   | 0         |           |
|           |       | 41.0% | 37,551,085 | 178,584    | 40,635     | 284,340    | 13,245,306 | 18,098,849 | 4,999,829 | 452,277   | 0         | 21,525    | 90,825    | 138,915 | 0         |           |

上段:数量Kg

下段:金額円

| 品目名       | 産地名   | 産地別割合 | 合計         | 4月         | 5月         | 6月         | 7月         | 8月         | 9月        | 10月     | 11月     | 12月     | 1月     | 2月      | 3月      |        |
|-----------|-------|-------|------------|------------|------------|------------|------------|------------|-----------|---------|---------|---------|--------|---------|---------|--------|
| 西<br>瓜    | 合計    | 100%  | 490,646    | 11,375     | 73,040     | 92,495     | 170,068    | 119,320    | 14,951    | 3,972   | 1,702   | 1,105   | 280    | 1,050   | 1,288   |        |
|           |       | 100%  | 78,058,686 | 3,925,197  | 17,930,804 | 13,722,440 | 20,878,311 | 17,690,955 | 2,023,436 | 620,928 | 270,480 | 256,935 | 57,330 | 158,760 | 523,110 |        |
|           | 単価    |       |            |            |            |            |            |            |           |         |         |         |        |         |         |        |
|           |       |       |            | 159        | 345        | 245        | 148        | 123        | 148       | 135     | 156     | 159     | 233    | 205     | 151     | 406    |
|           | 前年対比  |       |            | 83.6%      | 37.5%      | 85.9%      | 91.8%      | 107.2%     | 63.4%     | 166.5%  | 78.6%   | 176.0%  | 19.0%  | 21.7%   | 108.8%  | 117.3% |
|           |       |       |            |            | 75.8%      | 45.7%      | 87.0%      | 81.1%      | 60.2%     | 96.9%   | 217.7%  | 92.0%   | 107.2% | 33.0%   | 17.9%   | 33.1%  |
|           | 市内    |       | 0.0%       | 203        | 0          | 0          | 0          | 203        | 0         | 0       | 0       | 0       | 0      | 0       | 0       | 0      |
|           |       |       | 0.0%       | 9,377      | 0          | 0          | 0          | 9,377      | 0         | 0       | 0       | 0       | 0      | 0       | 0       | 0      |
|           | 三股町   |       | 0.0%       | 0          | 0          | 0          | 0          | 0          | 0         | 0       | 0       | 0       | 0      | 0       | 0       | 0      |
|           |       |       | 0.0%       | 0          | 0          | 0          | 0          | 0          | 0         | 0       | 0       | 0       | 0      | 0       | 0       | 0      |
|           | 西諸県郡  |       | 0.0%       | 0          | 0          | 0          | 0          | 0          | 0         | 0       | 0       | 0       | 0      | 0       | 0       | 0      |
|           |       |       | 0.0%       | 0          | 0          | 0          | 0          | 0          | 0         | 0       | 0       | 0       | 0      | 0       | 0       | 0      |
|           | 県内    |       | 0.8%       | 3,711      | 150        | 230        | 230        | 850        | 1,850     | 125     | 100     | 144     | 32     | 0       | 0       | 0      |
|           |       |       | 0.9%       | 678,490    | 68,250     | 60,165     | 21,735     | 131,723    | 329,312   | 10,500  | 15,960  | 34,125  | 6,720  | 0       | 0       | 0      |
|           | 曾於市   |       | 27.3%      | 133,959    | 0          | 1,700      | 3,900      | 81,092     | 42,607    | 4,660   | 0       | 0       | 0      | 0       | 0       | 0      |
|           |       |       | 18.9%      | 14,759,267 | 0          | 704,340    | 843,960    | 7,649,920  | 5,104,202 | 456,845 | 0       | 0       | 0      | 0       | 0       | 0      |
|           | 霧島市   |       | 0.6%       | 2,946      | 0          | 1,494      | 1,452      | 0          | 0         | 0       | 0       | 0       | 0      | 0       | 0       | 0      |
|           |       |       | 1.0%       | 748,619    | 0          | 492,818    | 255,801    | 0          | 0         | 0       | 0       | 0       | 0      | 0       | 0       | 0      |
|           | 鹿児島県内 |       | 25.8%      | 126,539    | 4,639      | 39,133     | 49,812     | 24,175     | 7,150     | 424     | 900     | 0       | 236    | 0       | 70      | 0      |
|           |       |       | 28.0%      | 21,844,812 | 1,685,755  | 9,540,680  | 6,731,627  | 2,672,023  | 1,024,834 | 44,993  | 99,330  | 0       | 29,400 | 0       | 16,170  | 0      |
| 熊本        |       | 26.8% | 131,282    | 6,502      | 28,937     | 34,137     | 34,982     | 13,537     | 8,680     | 152     | 1,418   | 689     | 280    | 760     | 1,208   |        |
|           |       | 30.1% | 23,480,683 | 2,150,717  | 6,823,786  | 5,224,407  | 4,537,210  | 2,445,902  | 1,303,618 | 13,503  | 194,355 | 204,015 | 57,330 | 51,555  | 474,285 |        |
| 大分        |       | 0.2%  | 1,136      | 0          | 0          | 0          | 1,136      | 0          | 0         | 0       | 0       | 0       | 0      | 0       | 0       |        |
|           |       | 0.2%  | 148,365    | 0          | 0          | 0          | 148,365    | 0          | 0         | 0       | 0       | 0       | 0      | 0       | 0       |        |
| 福岡        |       | 1.8%  | 8,812      | 84         | 916        | 950        | 3,698      | 2,656      | 150       | 40      | 140     | 148     | 0      | 30      | 0       |        |
|           |       | 1.8%  | 1,441,440  | 20,475     | 199,920    | 169,050    | 579,495    | 356,370    | 29,295    | 16,275  | 42,000  | 16,800  | 0      | 11,760  | 0       |        |
| 佐賀        |       | 0.0%  | 0          | 0          | 0          | 0          | 0          | 0          | 0         | 0       | 0       | 0       | 0      | 0       | 0       |        |
|           |       | 0.0%  | 0          | 0          | 0          | 0          | 0          | 0          | 0         | 0       | 0       | 0       | 0      | 0       | 0       |        |
| 長崎        |       | 0.4%  | 1,744      | 0          | 630        | 804        | 0          | 0          | 0         | 210     | 0       | 0       | 0      | 100     | 0       |        |
|           |       | 0.4%  | 338,100    | 0          | 109,095    | 168,525    | 0          | 0          | 0         | 33,180  | 0       | 0       | 0      | 27,300  | 0       |        |
| 沖縄        |       | 0.0%  | 0          | 0          | 0          | 0          | 0          | 0          | 0         | 0       | 0       | 0       | 0      | 0       | 0       |        |
|           |       | 0.0%  | 0          | 0          | 0          | 0          | 0          | 0          | 0         | 0       | 0       | 0       | 0      | 0       | 0       |        |
| その他<br>県外 |       | 16.4% | 80,314     | 0          | 0          | 1,210      | 23,932     | 51,520     | 912       | 2,570   | 0       | 0       | 0      | 90      | 80      |        |
|           |       | 18.7% | 14,609,533 | 0          | 0          | 307,335    | 5,150,198  | 8,430,335  | 178,185   | 442,680 | 0       | 0       | 0      | 51,975  | 48,825  |        |



上段:数量Kg

下段:金額円

| 品目名         | 産地名   | 産地別割合 | 合計          | 4月         | 5月         | 6月         | 7月         | 8月         | 9月        | 10月       | 11月       | 12月       | 1月        | 2月        | 3月        |           |
|-------------|-------|-------|-------------|------------|------------|------------|------------|------------|-----------|-----------|-----------|-----------|-----------|-----------|-----------|-----------|
| その他<br>國産果実 | 合計    | 100%  | 81,638      | 2,911      | 4,113      | 11,634     | 14,308     | 9,720      | 3,123     | 4,862     | 4,170     | 7,469     | 6,772     | 6,443     | 6,112     |           |
|             |       | 100%  | 105,994,693 | 5,066,288  | 11,816,295 | 25,354,712 | 25,898,646 | 11,167,631 | 2,260,058 | 1,712,102 | 2,900,001 | 7,031,685 | 4,897,461 | 3,957,451 | 3,932,363 |           |
|             | 単価    |       |             |            |            |            |            |            |           |           |           |           |           |           |           |           |
|             |       |       |             | 1,298      | 1,740      | 2,873      | 2,179      | 1,810      | 1,149     | 724       | 352       | 695       | 941       | 723       | 614       | 643       |
|             | 前年対比  |       |             | 102.5%     | 74.4%      | 50.9%      | 71.6%      | 86.0%      | 132.0%    | 97.1%     | 192.7%    | 113.8%    | 103.4%    | 163.5%    | 244.6%    | 153.0%    |
|             |       |       |             | 99.3%      | 71.1%      | 64.5%      | 104.4%     | 98.4%      | 127.8%    | 130.7%    | 145.3%    | 116.0%    | 91.1%     | 111.0%    | 222.7%    | 148.3%    |
|             | 市内    |       | 0.1%        | 97         | 0          | 7          | 18         | 11         | 27        | 2         | 0         | 32        | 0         | 0         | 0         | 0         |
|             |       |       | 0.0%        | 44,226     | 0          | 630        | 50,400     | -23,310    | 9,702     | 84        | 0         | 6,720     | 0         | 0         | 0         | 0         |
|             | 三股町   |       | 0.0%        | 33         | 0          | 15         | 0          | 0          | 0         | 2         | 16        | 0         | 0         | 0         | 0         | 0         |
|             |       |       | 0.0%        | 16,328     | 0          | 3,938      | 0          | 0          | 0         | 1,470     | 10,920    | 0         | 0         | 0         | 0         | 0         |
|             | 西諸県郡  |       | 14.2%       | 11,628     | 386        | 497        | 2,472      | 3,995      | 3,224     | 1,035     | 18        | 0         | 0         | 0         | 1         | 0         |
|             |       |       | 25.8%       | 27,387,939 | 2,024,411  | 2,296,970  | 6,847,575  | 9,578,730  | 5,344,710 | 1,271,498 | 11,445    | 0         | 0         | 0         | 12,600    | 0         |
|             | 県内    |       | 21.8%       | 17,778     | 621        | 1,991      | 4,734      | 5,779      | 3,362     | 23        | 4         | 58        | 139       | 46        | 378       | 643       |
|             |       |       | 40.4%       | 42,860,121 | 2,088,450  | 8,419,772  | 13,873,349 | 12,504,350 | 4,271,146 | 33,600    | 7,140     | 59,640    | 26,040    | 11,760    | 174,599   | 1,390,275 |
|             | 曾於市   |       | 2.6%        | 2,098      | 0          | 21         | 456        | 729        | 312       | 275       | 149       | 121       | 5         | 31        | 0         | 0         |
|             |       |       | 2.1%        | 2,185,024  | 0          | 45,570     | 900,197    | 657,906    | 255,034   | 126,928   | 90,141    | 70,450    | 4,883     | 33,915    | 0         | 0         |
|             | 霧島市   |       | 0.0%        | 0          | 0          | 0          | 0          | 0          | 0         | 0         | 0         | 0         | 0         | 0         | 0         | 0         |
|             |       |       | 0.0%        | 0          | 0          | 0          | 0          | 0          | 0         | 0         | 0         | 0         | 0         | 0         | 0         | 0         |
|             | 鹿児島県内 |       | 6.0%        | 4,876      | 642        | 140        | 524        | 268        | 1         | 9         | 0         | 0         | 0         | 504       | 1,276     | 1,512     |
|             |       |       | 2.1%        | 2,255,473  | 291,785    | 42,000     | 194,985    | 235,726    | 6,552     | 19,740    | 0         | 0         | 0         | 245,076   | 595,819   | 623,790   |
|             | 熊本    |       | 21.6%       | 17,660     | 75         | 220        | 234        | 468        | 123       | 53        | 308       | 2,045     | 4,393     | 4,000     | 3,318     | 2,423     |
|             |       |       | 12.6%       | 13,367,990 | 71,362     | 184,163    | 215,632    | 258,307    | 88,863    | 77,526    | 268,781   | 1,890,926 | 3,671,900 | 2,948,454 | 2,311,786 | 1,380,290 |
|             | 大分    |       | 0.0%        | 0          | 0          | 0          | 0          | 0          | 0         | 0         | 0         | 0         | 0         | 0         | 0         | 0         |
|             |       |       | 0.0%        | 0          | 0          | 0          | 0          | 0          | 0         | 0         | 0         | 0         | 0         | 0         | 0         | 0         |
|             | 福岡    |       | 12.8%       | 10,422     | 991        | 994        | 1,237      | 1,217      | 1,429     | 1,180     | 773       | 552       | 170       | 454       | 454       | 971       |
|             |       |       | 4.2%        | 4,401,145  | 396,333    | 387,752    | 388,420    | 443,054    | 715,184   | 553,638   | 426,952   | 284,128   | 69,951    | 193,032   | 176,337   | 366,364   |
|             | 佐賀    |       | 0.9%        | 725        | 0          | 0          | 7          | 196        | 10        | 0         | 0         | 0         | 305       | 207       | 0         | 0         |
|             |       |       | 0.3%        | 332,631    | 0          | 0          | 14,700     | 62,538     | 10,290    | 0         | 0         | 0         | 229,290   | 15,813    | 0         | 0         |
| 長崎          |       | 0.1%  | 57          | 0          | 0          | 0          | 31         | 26         | 0         | 0         | 0         | 0         | 0         | 0         | 0         |           |
|             |       | 0.1%  | 72,188      | 0          | 0          | 0          | 39,375     | 32,813     | 0         | 0         | 0         | 0         | 0         | 0         | 0         |           |
| 沖縄          |       | 0.0%  | 24          | 0          | 0          | 2          | 22         | 0          | 0         | 0         | 0         | 0         | 0         | 0         | 0         |           |
|             |       | 0.0%  | 24,150      | 0          | 0          | 3,675      | 20,475     | 0          | 0         | 0         | 0         | 0         | 0         | 0         | 0         |           |
| その他<br>県外   |       | 19.9% | 16,241      | 196        | 230        | 1,950      | 1,591      | 1,206      | 544       | 3,593     | 1,362     | 2,458     | 1,531     | 1,017     | 564       |           |
|             |       | 12.3% | 13,047,478  | 193,947    | 435,500    | 2,865,779  | 2,121,495  | 433,337    | 175,574   | 896,723   | 588,137   | 3,029,621 | 1,449,411 | 686,310   | 171,644   |           |

上段:数量Kg

下段:金額円

| 品目名       | 産地名   | 産地別割合 | 合計          | 4月         | 5月         | 6月         | 7月         | 8月         | 9月         | 10月        | 11月        | 12月       | 1月        | 2月        | 3月         |           |
|-----------|-------|-------|-------------|------------|------------|------------|------------|------------|------------|------------|------------|-----------|-----------|-----------|------------|-----------|
| バナナ       | 合計    | 100%  | 1,154,727   | 102,435    | 113,623    | 112,166    | 105,310    | 113,669    | 96,109     | 100,059    | 102,208    | 92,722    | 74,843    | 66,936    | 74,648     |           |
|           |       | 100%  | 145,055,495 | 13,354,998 | 15,014,974 | 14,962,206 | 13,764,554 | 12,358,539 | 12,189,376 | 12,513,515 | 11,032,827 | 9,745,450 | 8,607,603 | 9,322,939 | 12,188,514 |           |
|           | 単価    |       |             |            |            |            |            |            |            |            |            |           |           |           |            |           |
|           |       |       |             | 126        | 130        | 132        | 133        | 131        | 109        | 127        | 125        | 108       | 105       | 115       | 139        | 163       |
|           | 前年対比  |       |             | 84.6%      | 83.6%      | 80.3%      | 84.0%      | 83.4%      | 93.7%      | 87.0%      | 93.3%      | 93.3%     | 78.9%     | 83.1%     | 81.4%      | 72.9%     |
|           |       |       |             | 89.3%      | 76.1%      | 90.0%      | 90.8%      | 85.8%      | 89.1%      | 96.9%      | 88.8%      | 87.5%     | 91.7%     | 96.7%     | 93.0%      | 93.9%     |
|           | 市内    |       | 0.0%        | 0          | 0          | 0          | 0          | 0          | 0          | 0          | 0          | 0         | 0         | 0         | 0          | 0         |
|           |       |       | 0.0%        | 0          | 0          | 0          | 0          | 0          | 0          | 0          | 0          | 0         | 0         | 0         | 0          | 0         |
|           | 三股町   |       | 0.0%        | 0          | 0          | 0          | 0          | 0          | 0          | 0          | 0          | 0         | 0         | 0         | 0          | 0         |
|           |       |       | 0.0%        | 0          | 0          | 0          | 0          | 0          | 0          | 0          | 0          | 0         | 0         | 0         | 0          | 0         |
|           | 西諸県郡  |       | 0.0%        | 0          | 0          | 0          | 0          | 0          | 0          | 0          | 0          | 0         | 0         | 0         | 0          | 0         |
|           |       |       | 0.0%        | 0          | 0          | 0          | 0          | 0          | 0          | 0          | 0          | 0         | 0         | 0         | 0          | 0         |
|           | 県内    |       | 20.7%       | 238,717    | 17,752     | 19,518     | 18,824     | 18,857     | 20,295     | 19,424     | 21,949     | 23,676    | 25,389    | 18,543    | 16,726     | 17,764    |
|           |       |       | 17.3%       | 25,152,589 | 2,166,570  | 2,408,700  | 2,219,039  | 2,087,106  | 1,846,887  | 1,873,431  | 2,210,880  | 2,104,253 | 1,973,932 | 1,636,110 | 1,931,433  | 2,694,248 |
|           | 曾於市   |       | 0.0%        | 0          | 0          | 0          | 0          | 0          | 0          | 0          | 0          | 0         | 0         | 0         | 0          | 0         |
|           |       |       | 0.0%        | 0          | 0          | 0          | 0          | 0          | 0          | 0          | 0          | 0         | 0         | 0         | 0          | 0         |
|           | 霧島市   |       | 0.0%        | 0          | 0          | 0          | 0          | 0          | 0          | 0          | 0          | 0         | 0         | 0         | 0          | 0         |
|           |       |       | 0.0%        | 0          | 0          | 0          | 0          | 0          | 0          | 0          | 0          | 0         | 0         | 0         | 0          | 0         |
|           | 鹿児島県内 |       | 0.0%        | 0          | 0          | 0          | 0          | 0          | 0          | 0          | 0          | 0         | 0         | 0         | 0          | 0         |
|           |       |       | 0.0%        | 0          | 0          | 0          | 0          | 0          | 0          | 0          | 0          | 0         | 0         | 0         | 0          | 0         |
|           | 熊本    |       | 0.0%        | 65         | 0          | 0          | 0          | 0          | 0          | 0          | 0          | 6         | 45        | 14        | 0          | 0         |
|           |       |       | 0.0%        | 32,939     | 0          | 0          | 0          | 0          | 0          | 0          | 0          | 3,780     | 25,799    | 3,360     | 0          | 0         |
|           | 大分    |       | 0.0%        | 0          | 0          | 0          | 0          | 0          | 0          | 0          | 0          | 0         | 0         | 0         | 0          | 0         |
|           |       |       | 0.0%        | 0          | 0          | 0          | 0          | 0          | 0          | 0          | 0          | 0         | 0         | 0         | 0          | 0         |
|           | 福岡    |       | 0.1%        | 910        | 0          | 0          | 910        | 0          | 0          | 0          | 0          | 0         | 0         | 0         | 0          | 0         |
|           |       |       | 0.1%        | 139,650    | 0          | 0          | 139,650    | 0          | 0          | 0          | 0          | 0         | 0         | 0         | 0          | 0         |
|           | 佐賀    |       | 0.0%        | 0          | 0          | 0          | 0          | 0          | 0          | 0          | 0          | 0         | 0         | 0         | 0          | 0         |
|           |       |       | 0.0%        | 0          | 0          | 0          | 0          | 0          | 0          | 0          | 0          | 0         | 0         | 0         | 0          | 0         |
| 長崎        |       | 0.0%  | 0           | 0          | 0          | 0          | 0          | 0          | 0          | 0          | 0          | 0         | 0         | 0         | 0          |           |
|           |       | 0.0%  | 0           | 0          | 0          | 0          | 0          | 0          | 0          | 0          | 0          | 0         | 0         | 0         | 0          |           |
| 沖縄        |       | 0.0%  | 0           | 0          | 0          | 0          | 0          | 0          | 0          | 0          | 0          | 0         | 0         | 0         | 0          |           |
|           |       | 0.0%  | 0           | 0          | 0          | 0          | 0          | 0          | 0          | 0          | 0          | 0         | 0         | 0         | 0          |           |
| その他<br>県外 |       | 79.2% | 915,035     | 84,683     | 94,105     | 92,432     | 86,453     | 93,374     | 76,685     | 78,110     | 78,526     | 67,288    | 56,286    | 50,210    | 56,884     |           |
|           |       | 82.5% | 119,730,317 | 11,188,428 | 12,606,274 | 12,603,517 | 11,677,448 | 10,511,652 | 10,315,945 | 10,302,635 | 8,924,794  | 7,745,719 | 6,968,133 | 7,391,506 | 9,494,266  |           |

上段:数量Kg

下段:金額円

| 品目名       | 産地名   | 産地別割合 | 合計         | 4月         | 5月        | 6月        | 7月        | 8月        | 9月        | 10月       | 11月       | 12月       | 1月        | 2月        | 3月        |
|-----------|-------|-------|------------|------------|-----------|-----------|-----------|-----------|-----------|-----------|-----------|-----------|-----------|-----------|-----------|
| パイナップル    | 合計    | 100%  | 179,847    | 21,170     | 19,789    | 20,912    | 22,025    | 14,658    | 10,015    | 13,880    | 12,480    | 14,610    | 8,990     | 9,237     | 12,081    |
|           |       | 100%  | 30,444,038 | 3,707,550  | 3,676,691 | 3,185,753 | 3,814,526 | 2,780,863 | 2,196,396 | 2,308,138 | 1,846,217 | 1,891,576 | 1,354,233 | 1,454,773 | 2,227,322 |
|           | 単価    |       | 169        | 175        | 186       | 152       | 173       | 190       | 219       | 166       | 148       | 129       | 151       | 157       | 184       |
|           |       |       |            |            |           |           |           |           |           |           |           |           |           |           |           |
|           | 前年対比  |       | 101.3%     | 141.7%     | 134.4%    | 133.9%    | 106.2%    | 75.3%     | 72.9%     | 128.9%    | 108.0%    | 102.1%    | 105.0%    | 61.3%     | 67.0%     |
|           |       |       | 95.2%      | 136.4%     | 130.2%    | 99.1%     | 100.3%    | 79.9%     | 89.6%     | 107.2%    | 94.5%     | 73.7%     | 96.2%     | 57.8%     | 77.0%     |
|           | 市内    |       | 0.0%       | 0          | 0         | 0         | 0         | 0         | 0         | 0         | 0         | 0         | 0         | 0         | 0         |
|           |       |       | 0.0%       | 0          | 0         | 0         | 0         | 0         | 0         | 0         | 0         | 0         | 0         | 0         | 0         |
|           | 三股町   |       | 0.0%       | 0          | 0         | 0         | 0         | 0         | 0         | 0         | 0         | 0         | 0         | 0         | 0         |
|           |       |       | 0.0%       | 0          | 0         | 0         | 0         | 0         | 0         | 0         | 0         | 0         | 0         | 0         | 0         |
|           | 西諸県郡  |       | 0.1%       | 200        | 0         | 0         | 0         | 0         | 200       | 0         | 0         | 0         | 0         | 0         | 0         |
|           |       |       | 0.1%       | 28,140     | 0         | 0         | 0         | 0         | 28,140    | 0         | 0         | 0         | 0         | 0         | 0         |
|           | 県内    |       | 0.4%       | 733        | 190       | 10        | 40        | 143       | 280       | 40        | 10        | 10        | 0         | 0         | 10        |
|           |       |       | 0.2%       | 75,978     | 41,895    | 315       | 1,470     | 14,343    | 8,820     | 7,980     | 315       | 315       | 0         | 0         | 525       |
|           | 曾於市   |       | 0.0%       | 0          | 0         | 0         | 0         | 0         | 0         | 0         | 0         | 0         | 0         | 0         | 0         |
|           |       |       | 0.0%       | 0          | 0         | 0         | 0         | 0         | 0         | 0         | 0         | 0         | 0         | 0         | 0         |
|           | 霧島市   |       | 0.0%       | 0          | 0         | 0         | 0         | 0         | 0         | 0         | 0         | 0         | 0         | 0         | 0         |
|           |       |       | 0.0%       | 0          | 0         | 0         | 0         | 0         | 0         | 0         | 0         | 0         | 0         | 0         | 0         |
|           | 鹿児島県内 |       | 0.0%       | 0          | 0         | 0         | 0         | 0         | 0         | 0         | 0         | 0         | 0         | 0         | 0         |
|           |       |       | 0.0%       | 0          | 0         | 0         | 0         | 0         | 0         | 0         | 0         | 0         | 0         | 0         | 0         |
|           | 熊本    |       | 0.5%       | 950        | 200       | 200       | 50        | 50        | 0         | 0         | 0         | 0         | 0         | 300       | 0         |
|           |       |       | 0.5%       | 165,539    | 29,400    | 37,800    | 9,450     | 9,975     | 0         | 0         | 0         | 0         | 0         | 51,975    | 0         |
|           | 大分    |       | 0.0%       | 0          | 0         | 0         | 0         | 0         | 0         | 0         | 0         | 0         | 0         | 0         | 0         |
|           |       |       | 0.0%       | 0          | 0         | 0         | 0         | 0         | 0         | 0         | 0         | 0         | 0         | 0         | 0         |
|           | 福岡    |       | 35.7%      | 64,167     | 7,160     | 7,084     | 8,207     | 8,657     | 7,818     | 3,405     | 4,590     | 4,770     | 4,520     | 2,670     | 2,327     |
|           |       |       | 42.1%      | 12,802,081 | 1,590,540 | 1,609,871 | 1,315,388 | 1,785,599 | 1,536,770 | 904,801   | 893,214   | 743,568   | 698,765   | 471,975   | 497,910   |
|           | 佐賀    |       | 0.0%       | 0          | 0         | 0         | 0         | 0         | 0         | 0         | 0         | 0         | 0         | 0         | 0         |
|           |       |       | 0.0%       | 0          | 0         | 0         | 0         | 0         | 0         | 0         | 0         | 0         | 0         | 0         | 0         |
| 長崎        |       | 0.0%  | 0          | 0          | 0         | 0         | 0         | 0         | 0         | 0         | 0         | 0         | 0         | 0         |           |
|           |       | 0.0%  | 0          | 0          | 0         | 0         | 0         | 0         | 0         | 0         | 0         | 0         | 0         | 0         |           |
| 沖縄        |       | 0.0%  | 68         | 0          | 0         | 10        | 55        | 0         | 0         | 0         | 0         | 0         | 0         | 0         |           |
|           |       | 0.3%  | 80,850     | 0          | 0         | 12,600    | 63,525    | 0         | 0         | 0         | 0         | 0         | 0         | 4,725     |           |
| その他<br>県外 |       | 63.2% | 113,729    | 13,620     | 12,495    | 12,605    | 13,120    | 6,360     | 6,570     | 9,280     | 7,700     | 10,090    | 6,020     | 6,900     |           |
|           |       | 56.8% | 17,291,450 | 2,045,715  | 2,028,705 | 1,846,845 | 1,941,084 | 1,207,133 | 1,283,615 | 1,414,609 | 1,102,334 | 1,192,811 | 830,283   | 956,338   |           |

上段:数量Kg

下段:金額円

| 品目名       | 産地名   | 産地別割合 | 合計         | 4月        | 5月        | 6月        | 7月        | 8月        | 9月        | 10月       | 11月       | 12月       | 1月      | 2月      | 3月        |         |
|-----------|-------|-------|------------|-----------|-----------|-----------|-----------|-----------|-----------|-----------|-----------|-----------|---------|---------|-----------|---------|
| レモン       | 合計    | 100%  | 72,637     | 5,303     | 6,875     | 6,622     | 6,570     | 6,856     | 6,243     | 6,223     | 7,532     | 5,815     | 4,401   | 4,354   | 5,843     |         |
|           |       | 100%  | 14,684,604 | 977,813   | 1,559,638 | 1,489,689 | 1,521,928 | 1,666,322 | 1,285,569 | 1,026,529 | 1,083,952 | 1,208,376 | 860,500 | 801,629 | 1,202,659 |         |
|           | 単価    |       |            |           |           |           |           |           |           |           |           |           |         |         |           |         |
|           |       |       |            | 202       | 184       | 227       | 225       | 232       | 243       | 206       | 165       | 144       | 208     | 196     | 184       | 206     |
|           | 前年対比  |       |            | 96.7%     | 90.5%     | 111.4%    | 86.3%     | 74.6%     | 85.2%     | 105.4%    | 126.1%    | 131.9%    | 82.8%   | 107.0%  | 90.2%     | 96.8%   |
|           |       |       |            | 87.9%     | 73.5%     | 115.1%    | 94.7%     | 74.7%     | 82.4%     | 85.8%     | 98.8%     | 89.9%     | 74.6%   | 101.7%  | 79.8%     | 102.9%  |
|           | 市内    |       | 0.0%       | 0         | 0         | 0         | 0         | 0         | 0         | 0         | 0         | 0         | 0       | 0       | 0         | 0       |
|           |       |       | 0.0%       | 0         | 0         | 0         | 0         | 0         | 0         | 0         | 0         | 0         | 0       | 0       | 0         | 0       |
|           | 三股町   |       | 0.0%       | 0         | 0         | 0         | 0         | 0         | 0         | 0         | 0         | 0         | 0       | 0       | 0         | 0       |
|           |       |       | 0.0%       | 0         | 0         | 0         | 0         | 0         | 0         | 0         | 0         | 0         | 0       | 0       | 0         | 0       |
|           | 西諸県郡  |       | 0.0%       | 0         | 0         | 0         | 0         | 0         | 0         | 0         | 0         | 0         | 0       | 0       | 0         | 0       |
|           |       |       | 0.0%       | 0         | 0         | 0         | 0         | 0         | 0         | 0         | 0         | 0         | 0       | 0       | 0         | 0       |
|           | 県内    |       | 1.4%       | 987       | 30        | 105       | 247       | 120       | 60        | 75        | 85        | 60        | 95      | 60      | 50        | 0       |
|           |       |       | 0.4%       | 55,020    | 840       | 5,040     | 16,170    | 3,990     | 3,465     | 5,250     | 6,825     | 2,100     | 6,825   | 2,100   | 2,415     | 0       |
|           | 曾於市   |       | 0.0%       | 0         | 0         | 0         | 0         | 0         | 0         | 0         | 0         | 0         | 0       | 0       | 0         | 0       |
|           |       |       | 0.0%       | 0         | 0         | 0         | 0         | 0         | 0         | 0         | 0         | 0         | 0       | 0       | 0         | 0       |
|           | 霧島市   |       | 0.0%       | 0         | 0         | 0         | 0         | 0         | 0         | 0         | 0         | 0         | 0       | 0       | 0         | 0       |
|           |       |       | 0.0%       | 0         | 0         | 0         | 0         | 0         | 0         | 0         | 0         | 0         | 0       | 0       | 0         | 0       |
|           | 鹿児島県内 |       | 0.0%       | 0         | 0         | 0         | 0         | 0         | 0         | 0         | 0         | 0         | 0       | 0       | 0         | 0       |
|           |       |       | 0.0%       | 0         | 0         | 0         | 0         | 0         | 0         | 0         | 0         | 0         | 0       | 0       | 0         | 0       |
|           | 熊本    |       | 1.8%       | 1,338     | 0         | 0         | 0         | 0         | 402       | 251       | 357       | 0         | 0       | 120     | 74        | 134     |
|           |       |       | 2.1%       | 304,373   | 0         | 0         | 0         | 0         | 103,244   | 49,823    | 80,483    | 0         | 0       | 25,358  | 16,485    | 28,980  |
|           | 大分    |       | 0.0%       | 0         | 0         | 0         | 0         | 0         | 0         | 0         | 0         | 0         | 0       | 0       | 0         | 0       |
|           |       |       | 0.0%       | 0         | 0         | 0         | 0         | 0         | 0         | 0         | 0         | 0         | 0       | 0       | 0         | 0       |
|           | 福岡    |       | 42.5%      | 30,868    | 1,557     | 2,310     | 2,411     | 3,168     | 2,923     | 2,809     | 1,746     | 5,335     | 2,919   | 1,932   | 1,695     | 2,063   |
|           |       |       | 43.9%      | 6,444,743 | 275,048   | 546,188   | 556,133   | 826,093   | 772,518   | 630,263   | 283,663   | 699,169   | 667,363 | 434,783 | 307,826   | 445,696 |
|           | 佐賀    |       | 0.7%       | 510       | 0         | 0         | 0         | 0         | 0         | 100       | 410       | 0         | 0       | 0       | 0         | 0       |
|           |       |       | 0.2%       | 25,935    | 0         | 0         | 0         | 0         | 0         | 15,750    | 10,185    | 0         | 0       | 0       | 0         | 0       |
| 長崎        |       | 0.0%  | 0          | 0         | 0         | 0         | 0         | 0         | 0         | 0         | 0         | 0         | 0       | 0       | 0         |         |
|           |       | 0.0%  | 0          | 0         | 0         | 0         | 0         | 0         | 0         | 0         | 0         | 0         | 0       | 0       | 0         |         |
| 沖縄        |       | 0.0%  | 0          | 0         | 0         | 0         | 0         | 0         | 0         | 0         | 0         | 0         | 0       | 0       | 0         |         |
|           |       | 0.0%  | 0          | 0         | 0         | 0         | 0         | 0         | 0         | 0         | 0         | 0         | 0       | 0       | 0         |         |
| その他<br>県外 |       | 53.6% | 38,934     | 3,716     | 4,460     | 3,964     | 3,282     | 3,471     | 3,008     | 3,625     | 2,137     | 2,801     | 2,289   | 2,535   | 3,646     |         |
|           |       | 53.5% | 7,854,533  | 701,925   | 1,008,410 | 917,386   | 691,845   | 787,095   | 584,483   | 645,373   | 382,683   | 534,188   | 398,259 | 474,903 | 727,983   |         |

上段:数量Kg

下段:金額円

| 品目名       | 産地名   | 産地別割合 | 合計         | 4月        | 5月        | 6月        | 7月        | 8月        | 9月        | 10月     | 11月     | 12月     | 1月      | 2月      | 3月      |         |
|-----------|-------|-------|------------|-----------|-----------|-----------|-----------|-----------|-----------|---------|---------|---------|---------|---------|---------|---------|
| グレープフルーツ  | 合計    | 100%  | 74,473     | 5,939     | 9,574     | 8,836     | 7,790     | 12,026    | 5,994     | 4,874   | 4,468   | 4,925   | 2,766   | 3,348   | 3,933   |         |
|           |       | 100%  | 13,237,257 | 1,085,080 | 1,621,037 | 1,445,035 | 1,375,439 | 2,110,166 | 1,087,681 | 883,671 | 804,554 | 978,061 | 560,675 | 499,386 | 786,472 |         |
|           | 単価    |       |            |           |           |           |           |           |           |         |         |         |         |         |         |         |
|           |       |       |            | 178       | 183       | 169       | 164       | 177       | 175       | 181     | 181     | 180     | 199     | 203     | 149     | 200     |
|           | 前年対比  |       |            | 75.9%     | 144.0%    | 138.6%    | 115.5%    | 58.6%     | 82.8%     | 69.1%   | 107.5%  | 37.1%   | 51.5%   | 42.1%   | 66.5%   | 76.0%   |
|           |       |       |            | 88.8%     | 139.0%    | 139.1%    | 119.3%    | 62.6%     | 83.2%     | 71.9%   | 135.3%  | 71.5%   | 104.1%  | 50.4%   | 65.9%   | 86.0%   |
|           | 市内    |       | 0.0%       | 0         | 0         | 0         | 0         | 0         | 0         | 0       | 0       | 0       | 0       | 0       | 0       | 0       |
|           |       |       | 0.0%       | 0         | 0         | 0         | 0         | 0         | 0         | 0       | 0       | 0       | 0       | 0       | 0       | 0       |
|           | 三股町   |       | 0.0%       | 0         | 0         | 0         | 0         | 0         | 0         | 0       | 0       | 0       | 0       | 0       | 0       | 0       |
|           |       |       | 0.0%       | 0         | 0         | 0         | 0         | 0         | 0         | 0       | 0       | 0       | 0       | 0       | 0       | 0       |
|           | 西諸県郡  |       | 0.0%       | 0         | 0         | 0         | 0         | 0         | 0         | 0       | 0       | 0       | 0       | 0       | 0       | 0       |
|           |       |       | 0.0%       | 0         | 0         | 0         | 0         | 0         | 0         | 0       | 0       | 0       | 0       | 0       | 0       | 0       |
|           | 県内    |       | 4.2%       | 3,105     | 360       | 540       | 975       | 480       | 165       | 75      | 15      | 120     | 150     | 60      | 90      | 75      |
|           |       |       | 0.9%       | 120,330   | 7,560     | 14,700    | 64,470    | 15,225    | 3,885     | 1,575   | 315     | 2,520   | 4,830   | 1,260   | 2,205   | 1,785   |
|           | 曾於市   |       | 0.0%       | 0         | 0         | 0         | 0         | 0         | 0         | 0       | 0       | 0       | 0       | 0       | 0       | 0       |
|           |       |       | 0.0%       | 0         | 0         | 0         | 0         | 0         | 0         | 0       | 0       | 0       | 0       | 0       | 0       | 0       |
|           | 霧島市   |       | 0.0%       | 0         | 0         | 0         | 0         | 0         | 0         | 0       | 0       | 0       | 0       | 0       | 0       | 0       |
|           |       |       | 0.0%       | 0         | 0         | 0         | 0         | 0         | 0         | 0       | 0       | 0       | 0       | 0       | 0       | 0       |
|           | 鹿児島県内 |       | 0.0%       | 0         | 0         | 0         | 0         | 0         | 0         | 0       | 0       | 0       | 0       | 0       | 0       | 0       |
|           |       |       | 0.0%       | 0         | 0         | 0         | 0         | 0         | 0         | 0       | 0       | 0       | 0       | 0       | 0       | 0       |
|           | 熊本    |       | 0.7%       | 543       | 0         | 0         | 0         | 0         | 0         | 0       | 318     | 75      | 150     | 0       | 0       | 0       |
|           |       |       | 0.7%       | 98,595    | 0         | 0         | 0         | 0         | 0         | 0       | 51,345  | 14,700  | 32,550  | 0       | 0       | 0       |
|           | 大分    |       | 0.0%       | 0         | 0         | 0         | 0         | 0         | 0         | 0       | 0       | 0       | 0       | 0       | 0       | 0       |
|           |       |       | 0.0%       | 0         | 0         | 0         | 0         | 0         | 0         | 0       | 0       | 0       | 0       | 0       | 0       | 0       |
|           | 福岡    |       | 50.1%      | 37,321    | 2,873     | 3,967     | 4,478     | 4,538     | 5,862     | 3,964   | 1,317   | 3,049   | 2,873   | 1,289   | 1,672   | 1,439   |
|           |       |       | 52.4%      | 6,934,425 | 586,095   | 719,139   | 818,740   | 839,303   | 1,033,039 | 714,238 | 225,376 | 569,237 | 600,019 | 275,442 | 226,648 | 327,149 |
|           | 佐賀    |       | 0.0%       | 0         | 0         | 0         | 0         | 0         | 0         | 0       | 0       | 0       | 0       | 0       | 0       | 0       |
|           |       |       | 0.0%       | 0         | 0         | 0         | 0         | 0         | 0         | 0       | 0       | 0       | 0       | 0       | 0       | 0       |
| 長崎        |       | 0.0%  | 0          | 0         | 0         | 0         | 0         | 0         | 0         | 0       | 0       | 0       | 0       | 0       | 0       |         |
|           |       | 0.0%  | 0          | 0         | 0         | 0         | 0         | 0         | 0         | 0       | 0       | 0       | 0       | 0       | 0       |         |
| 沖縄        |       | 0.0%  | 0          | 0         | 0         | 0         | 0         | 0         | 0         | 0       | 0       | 0       | 0       | 0       | 0       |         |
|           |       | 0.0%  | 0          | 0         | 0         | 0         | 0         | 0         | 0         | 0       | 0       | 0       | 0       | 0       | 0       |         |
| その他<br>県外 |       | 45.0% | 33,504     | 2,706     | 5,067     | 3,383     | 2,772     | 5,999     | 1,955     | 3,224   | 1,224   | 1,752   | 1,417   | 1,586   | 2,419   |         |
|           |       | 46.0% | 6,083,907  | 491,425   | 887,198   | 561,825   | 520,911   | 1,073,242 | 371,868   | 606,635 | 218,097 | 340,662 | 283,973 | 270,533 | 457,538 |         |

上段:数量Kg

下段:金額円

| 品 目 名            | 産 地 名 | 産地別割合 | 合 計        | 4月         | 5月        | 6月        | 7月        | 8月        | 9月        | 10月       | 11月       | 12月       | 1月      | 2月        | 3月        |         |
|------------------|-------|-------|------------|------------|-----------|-----------|-----------|-----------|-----------|-----------|-----------|-----------|---------|-----------|-----------|---------|
| オ<br>レ<br>ン<br>ジ | 合 計   | 100%  | 133,950    | 12,768     | 17,074    | 14,349    | 14,178    | 23,298    | 14,870    | 10,603    | 5,549     | 4,980     | 3,693   | 4,663     | 7,925     |         |
|                  |       | 100%  | 27,278,441 | 2,829,823  | 3,685,297 | 3,164,267 | 2,999,715 | 4,483,212 | 2,502,401 | 1,674,382 | 1,084,428 | 1,170,430 | 870,413 | 1,064,837 | 1,749,236 |         |
|                  | 単 価   |       |            |            |           |           |           |           |           |           |           |           |         |           |           |         |
|                  |       |       |            | 204        | 222       | 216       | 221       | 212       | 192       | 168       | 158       | 195       | 235     | 236       | 228       | 221     |
|                  | 前年対比  |       |            | 97.4%      | 101.0%    | 108.0%    | 103.9%    | 83.8%     | 103.3%    | 112.8%    | 101.1%    | 102.7%    | 76.1%   | 92.6%     | 74.8%     | 79.3%   |
|                  |       |       |            | 94.3%      | 101.4%    | 108.1%    | 100.3%    | 80.2%     | 101.7%    | 98.5%     | 86.4%     | 97.7%     | 87.2%   | 94.0%     | 75.3%     | 81.7%   |
|                  | 市 内   |       | 0.0%       | 14         | 0         | 0         | 0         | 0         | 0         | 0         | 0         | 14        | 0       | 0         | 0         | 0       |
|                  |       |       | 0.0%       | 315        | 0         | 0         | 0         | 0         | 0         | 0         | 0         | 315       | 0       | 0         | 0         | 0       |
|                  | 三股町   |       | 0.0%       | 0          | 0         | 0         | 0         | 0         | 0         | 0         | 0         | 0         | 0       | 0         | 0         | 0       |
|                  |       |       | 0.0%       | 0          | 0         | 0         | 0         | 0         | 0         | 0         | 0         | 0         | 0       | 0         | 0         | 0       |
|                  | 西諸県郡  |       | 0.0%       | 0          | 0         | 0         | 0         | 0         | 0         | 0         | 0         | 0         | 0       | 0         | 0         | 0       |
|                  |       |       | 0.0%       | 0          | 0         | 0         | 0         | 0         | 0         | 0         | 0         | 0         | 0       | 0         | 0         | 0       |
|                  | 県 内   |       | 0.5%       | 705        | 30        | 75        | 90        | 30        | 135       | 135       | 60        | 120       | 0       | 0         | 0         | 30      |
|                  |       |       | 0.1%       | 40,583     | 945       | 2,468     | 6,195     | 630       | 21,000    | 4,935     | 1,260     | 2,520     | 0       | 0         | 0         | 630     |
|                  | 曾於市   |       | 0.0%       | 0          | 0         | 0         | 0         | 0         | 0         | 0         | 0         | 0         | 0       | 0         | 0         | 0       |
|                  |       |       | 0.0%       | 0          | 0         | 0         | 0         | 0         | 0         | 0         | 0         | 0         | 0       | 0         | 0         | 0       |
|                  | 霧島市   |       | 0.0%       | 0          | 0         | 0         | 0         | 0         | 0         | 0         | 0         | 0         | 0       | 0         | 0         | 0       |
|                  |       |       | 0.0%       | 0          | 0         | 0         | 0         | 0         | 0         | 0         | 0         | 0         | 0       | 0         | 0         | 0       |
|                  | 鹿児島県内 |       | 0.0%       | 0          | 0         | 0         | 0         | 0         | 0         | 0         | 0         | 0         | 0       | 0         | 0         | 0       |
|                  |       |       | 0.0%       | 0          | 0         | 0         | 0         | 0         | 0         | 0         | 0         | 0         | 0       | 0         | 0         | 0       |
|                  | 熊 本   |       | 3.6%       | 4,758      | 0         | 0         | 1,065     | 319       | 693       | 213       | 30        | 656       | 723     | 276       | 239       | 544     |
|                  |       |       | 3.9%       | 1,055,682  | 0         | 0         | 209,060   | 72,765    | 120,383   | 58,538    | 630       | 144,569   | 176,957 | 71,741    | 55,204    | 145,835 |
|                  | 大 分   |       | 0.0%       | 0          | 0         | 0         | 0         | 0         | 0         | 0         | 0         | 0         | 0       | 0         | 0         | 0       |
|                  |       |       | 0.0%       | 0          | 0         | 0         | 0         | 0         | 0         | 0         | 0         | 0         | 0       | 0         | 0         | 0       |
|                  | 福 岡   |       | 44.7%      | 59,863     | 5,156     | 9,300     | 5,702     | 5,925     | 10,947    | 7,452     | 4,835     | 2,086     | 1,900   | 802       | 1,783     | 3,975   |
|                  |       |       | 44.9%      | 12,260,194 | 1,181,212 | 1,970,972 | 1,286,676 | 1,323,820 | 2,087,668 | 1,195,486 | 714,949   | 492,034   | 459,600 | 205,842   | 435,939   | 905,996 |
|                  | 佐 賀   |       | 0.0%       | 0          | 0         | 0         | 0         | 0         | 0         | 0         | 0         | 0         | 0       | 0         | 0         | 0       |
|                  |       |       | 0.0%       | 0          | 0         | 0         | 0         | 0         | 0         | 0         | 0         | 0         | 0       | 0         | 0         | 0       |
| 長 崎              |       | 0.0%  | 0          | 0          | 0         | 0         | 0         | 0         | 0         | 0         | 0         | 0         | 0       | 0         | 0         |         |
|                  |       | 0.0%  | 0          | 0          | 0         | 0         | 0         | 0         | 0         | 0         | 0         | 0         | 0       | 0         | 0         |         |
| 沖 縄              |       | 0.0%  | 0          | 0          | 0         | 0         | 0         | 0         | 0         | 0         | 0         | 0         | 0       | 0         | 0         |         |
|                  |       | 0.0%  | 0          | 0          | 0         | 0         | 0         | 0         | 0         | 0         | 0         | 0         | 0       | 0         | 0         |         |
| その他<br>県 外       |       | 51.2% | 68,610     | 7,582      | 7,699     | 7,492     | 7,904     | 11,523    | 7,070     | 5,678     | 2,673     | 2,357     | 2,615   | 2,641     | 3,376     |         |
|                  |       | 51.0% | 13,921,667 | 1,647,666  | 1,711,857 | 1,662,336 | 1,602,500 | 2,254,161 | 1,243,442 | 957,543   | 444,990   | 533,873   | 592,830 | 573,694   | 696,775   |         |

上段:数量Kg

下段:金額円

| 品 目 名      | 産 地 名 | 産地別割合 | 合 計        | 4月        | 5月        | 6月        | 7月        | 8月        | 9月        | 10月       | 11月       | 12月       | 1月        | 2月        | 3月        |        |
|------------|-------|-------|------------|-----------|-----------|-----------|-----------|-----------|-----------|-----------|-----------|-----------|-----------|-----------|-----------|--------|
| キウイフルーツ    | 合 計   | 100%  | 67,949     | 2,581     | 4,501     | 5,661     | 6,520     | 8,678     | 5,558     | 7,015     | 7,312     | 7,751     | 4,405     | 4,906     | 3,063     |        |
|            |       | 100%  | 30,538,856 | 1,248,071 | 2,398,124 | 2,889,907 | 2,938,265 | 4,065,811 | 2,704,994 | 3,040,085 | 3,313,345 | 3,277,541 | 1,727,387 | 1,827,963 | 1,107,363 |        |
|            | 単 価   |       |            |           |           |           |           |           |           |           |           |           |           |           |           |        |
|            |       |       | 449        | 484       | 533       | 511       | 451       | 469       | 487       | 433       | 453       | 423       | 392       | 373       | 362       |        |
|            | 前年対比  |       |            | 100.9%    | 72.8%     | 137.0%    | 87.5%     | 119.2%    | 126.3%    | 105.2%    | 139.9%    | 126.5%    | 123.8%    | 59.3%     | 104.6%    | 42.2%  |
|            |       |       |            | 98.3%     | 75.6%     | 135.4%    | 96.2%     | 107.8%    | 124.3%    | 106.4%    | 132.0%    | 146.1%    | 126.2%    | 54.8%     | 82.7%     | 31.1%  |
|            | 市 内   |       | 0.0%       | 22        | 0         | 0         | 0         | 0         | 0         | 0         | 0         | 0         | 14        | 7         | 0         | 0      |
|            |       |       | 0.1%       | 17,388    | 0         | 0         | 0         | 0         | 0         | 0         | 0         | 0         | 11,592    | 5,796     | 0         | 0      |
|            | 三股町   |       | 0.0%       | 0         | 0         | 0         | 0         | 0         | 0         | 0         | 0         | 0         | 0         | 0         | 0         | 0      |
|            |       |       | 0.0%       | 0         | 0         | 0         | 0         | 0         | 0         | 0         | 0         | 0         | 0         | 0         | 0         | 0      |
|            | 西諸県郡  |       | 0.1%       | 35        | 0         | 0         | 0         | 0         | 35        | 0         | 0         | 0         | 0         | 0         | 0         | 0      |
|            |       |       | 0.1%       | 18,480    | 0         | 0         | 0         | 0         | 18,480    | 0         | 0         | 0         | 0         | 0         | 0         | 0      |
|            | 県 内   |       | 6.1%       | 4,171     | 154       | 0         | 60        | 72        | 343       | 155       | 231       | 292       | 1,452     | 716       | 696       | 0      |
|            |       |       | 3.2%       | 980,574   | 41,265    | 0         | 5,775     | 6,300     | 32,760    | 13,965    | 14,805    | 19,530    | 392,154   | 241,836   | 212,184   | 0      |
|            | 曾於市   |       | 0.0%       | 10        | 0         | 0         | 0         | 0         | 0         | 0         | 0         | 10        | 0         | 0         | 0         | 0      |
|            |       |       | 0.0%       | 2,993     | 0         | 0         | 0         | 0         | 0         | 0         | 0         | 2,993     | 0         | 0         | 0         | 0      |
|            | 霧島市   |       | 0.0%       | 0         | 0         | 0         | 0         | 0         | 0         | 0         | 0         | 0         | 0         | 0         | 0         | 0      |
|            |       |       | 0.0%       | 0         | 0         | 0         | 0         | 0         | 0         | 0         | 0         | 0         | 0         | 0         | 0         | 0      |
|            | 鹿児島県内 |       | 0.0%       | 0         | 0         | 0         | 0         | 0         | 0         | 0         | 0         | 0         | 0         | 0         | 0         | 0      |
|            |       |       | 0.0%       | 0         | 0         | 0         | 0         | 0         | 0         | 0         | 0         | 0         | 0         | 0         | 0         | 0      |
|            | 熊 本   |       | 0.2%       | 112       | 0         | 0         | 0         | 45        | 0         | 24        | 0         | 0         | 29        | 14        | 0         | 0      |
|            |       |       | 0.2%       | 56,070    | 0         | 0         | 0         | 23,100    | 0         | 11,340    | 0         | 0         | 14,280    | 7,350     | 0         | 0      |
|            | 大 分   |       | 0.0%       | 0         | 0         | 0         | 0         | 0         | 0         | 0         | 0         | 0         | 0         | 0         | 0         | 0      |
|            |       |       | 0.0%       | 0         | 0         | 0         | 0         | 0         | 0         | 0         | 0         | 0         | 0         | 0         | 0         | 0      |
|            | 福 岡   |       | 25.6%      | 17,398    | 0         | 1,907     | 1,895     | 2,664     | 3,502     | 620       | 1,317     | 1,468     | 2,050     | 1,165     | 555       | 255    |
|            |       |       | 25.3%      | 7,736,929 | 0         | 954,515   | 915,080   | 905,431   | 1,579,145 | 270,150   | 704,831   | 737,905   | 1,019,211 | 457,371   | 154,125   | 39,165 |
|            | 佐 賀   |       | 0.5%       | 320       | 0         | 0         | 0         | 0         | 0         | 0         | 0         | 120       | 164       | 36        | 0         | 0      |
|            |       |       | 0.7%       | 199,290   | 0         | 0         | 0         | 0         | 0         | 0         | 0         | 74,760    | 101,955   | 22,575    | 0         | 0      |
| 長 崎        |       | 0.6%  | 388        | 0         | 0         | 0         | 0         | 0         | 0         | 0         | 388       | 0         | 0         | 0         | 0         |        |
|            |       | 0.3%  | 105,373    | 0         | 0         | 0         | 0         | 0         | 0         | 0         | 105,373   | 0         | 0         | 0         | 0         |        |
| 沖 縄        |       | 0.0%  | 0          | 0         | 0         | 0         | 0         | 0         | 0         | 0         | 0         | 0         | 0         | 0         | 0         |        |
|            |       | 0.0%  | 0          | 0         | 0         | 0         | 0         | 0         | 0         | 0         | 0         | 0         | 0         | 0         | 0         |        |
| その他<br>県 外 |       | 67.0% | 45,494     | 2,427     | 2,594     | 3,706     | 3,739     | 4,798     | 4,759     | 5,467     | 5,035     | 4,042     | 2,467     | 3,655     | 2,808     |        |
|            |       | 70.1% | 21,421,759 | 1,206,806 | 1,443,609 | 1,969,052 | 2,003,434 | 2,435,426 | 2,409,539 | 2,320,449 | 2,372,784 | 1,738,349 | 992,459   | 1,461,654 | 1,068,198 |        |

上段:数量Kg

下段:金額円

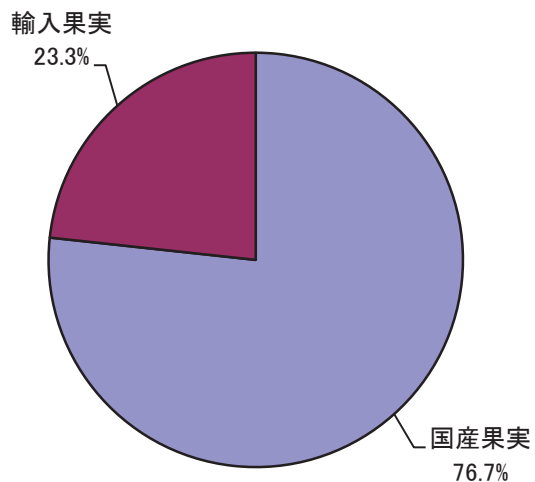
| 品目名       | 産地名   | 産地別割合 | 合計         | 4月         | 5月        | 6月        | 7月        | 8月        | 9月        | 10月       | 11月       | 12月       | 1月        | 2月        | 3月        |         |
|-----------|-------|-------|------------|------------|-----------|-----------|-----------|-----------|-----------|-----------|-----------|-----------|-----------|-----------|-----------|---------|
| その他輸入果実   | 合計    | 100%  | 119,798    | 11,228     | 13,379    | 12,425    | 7,343     | 7,138     | 6,396     | 13,133    | 11,747    | 12,438    | 6,475     | 5,981     | 12,117    |         |
|           |       | 100%  | 44,199,210 | 4,445,051  | 6,446,731 | 6,097,566 | 3,699,319 | 3,211,336 | 2,783,565 | 3,770,803 | 3,046,954 | 3,099,099 | 2,044,668 | 2,196,979 | 3,357,139 |         |
|           | 単価    |       |            |            |           |           |           |           |           |           |           |           |           |           |           |         |
|           |       |       | 369        | 396        | 482       | 491       | 504       | 450       | 435       | 287       | 259       | 249       | 316       | 367       | 277       |         |
|           | 前年対比  |       |            | 119.1%     | 84.1%     | 135.2%    | 146.2%    | 106.8%    | 118.5%    | 69.4%     | 246.7%    | 127.8%    | 96.1%     | 115.9%    | 79.4%     | 196.2%  |
|           |       |       |            | 103.0%     | 94.3%     | 131.2%    | 111.7%    | 88.6%     | 103.7%    | 74.7%     | 153.5%    | 106.1%    | 92.6%     | 107.4%    | 69.1%     | 109.0%  |
|           | 市内    |       | 0.0%       | 2          | 0         | 0         | 0         | 0         | 0         | 0         | 2         | 0         | 0         | 0         | 0         | 0       |
|           |       |       | 0.0%       | 1,050      | 0         | 0         | 0         | 0         | 0         | 0         | 1,050     | 0         | 0         | 0         | 0         | 0       |
|           | 三股町   |       | 0.0%       | 0          | 0         | 0         | 0         | 0         | 0         | 0         | 0         | 0         | 0         | 0         | 0         | 0       |
|           |       |       | 0.0%       | 0          | 0         | 0         | 0         | 0         | 0         | 0         | 0         | 0         | 0         | 0         | 0         | 0       |
|           | 西諸県郡  |       | 0.0%       | 50         | 0         | 30        | 0         | 20        | 0         | 0         | 0         | 0         | 0         | 0         | 0         | 0       |
|           |       |       | 0.0%       | 12,075     | 0         | 8,820     | 0         | 3,255     | 0         | 0         | 0         | 0         | 0         | 0         | 0         | 0       |
|           | 県内    |       | 3.2%       | 3,829      | 72        | 172       | 286       | 210       | 531       | 907       | 428       | 332       | 98        | 405       | 30        | 358     |
|           |       |       | 1.7%       | 739,038    | 28,875    | 107,751   | 52,248    | 45,754    | 78,225    | 209,879   | 89,696    | 46,127    | 9,870     | 17,640    | 2,310     | 50,663  |
|           | 曾於市   |       | 0.0%       | 0          | 0         | 0         | 0         | 0         | 0         | 0         | 0         | 0         | 0         | 0         | 0         | 0       |
|           |       |       | 0.0%       | 0          | 0         | 0         | 0         | 0         | 0         | 0         | 0         | 0         | 0         | 0         | 0         | 0       |
|           | 霧島市   |       | 0.0%       | 0          | 0         | 0         | 0         | 0         | 0         | 0         | 0         | 0         | 0         | 0         | 0         | 0       |
|           |       |       | 0.0%       | 0          | 0         | 0         | 0         | 0         | 0         | 0         | 0         | 0         | 0         | 0         | 0         | 0       |
|           | 鹿児島県内 |       | 0.2%       | 287        | 280       | 0         | 0         | 7         | 0         | 0         | 0         | 0         | 0         | 0         | 0         | 0       |
|           |       |       | 0.2%       | 95,865     | 87,990    | 0         | 0         | 7,875     | 0         | 0         | 0         | 0         | 0         | 0         | 0         | 0       |
|           | 熊本    |       | 5.2%       | 6,182      | 258       | 376       | 1,036     | 671       | 253       | 147       | 1,273     | 166       | 165       | 1,052     | 248       | 537     |
|           |       |       | 7.3%       | 3,212,472  | 87,906    | 419,286   | 852,209   | 453,800   | 109,515   | 35,595    | 353,588   | 78,903    | 76,703    | 472,700   | 90,255    | 182,012 |
|           | 大分    |       | 0.0%       | 0          | 0         | 0         | 0         | 0         | 0         | 0         | 0         | 0         | 0         | 0         | 0         | 0       |
|           |       |       | 0.0%       | 0          | 0         | 0         | 0         | 0         | 0         | 0         | 0         | 0         | 0         | 0         | 0         | 0       |
|           | 福岡    |       | 25.9%      | 30,976     | 3,578     | 4,419     | 2,045     | 1,639     | 2,619     | 1,581     | 5,151     | 1,853     | 2,566     | 312       | 1,793     | 3,420   |
|           |       |       | 26.8%      | 11,854,093 | 1,410,917 | 2,051,732 | 1,175,454 | 1,049,355 | 1,259,370 | 936,670   | 1,434,724 | 514,605   | 669,236   | 94,424    | 448,275   | 809,331 |
|           | 佐賀    |       | 0.0%       | 0          | 0         | 0         | 0         | 0         | 0         | 0         | 0         | 0         | 0         | 0         | 0         | 0       |
|           |       |       | 0.0%       | 0          | 0         | 0         | 0         | 0         | 0         | 0         | 0         | 0         | 0         | 0         | 0         | 0       |
| 長崎        |       | 0.0%  | 0          | 0          | 0         | 0         | 0         | 0         | 0         | 0         | 0         | 0         | 0         | 0         | 0         |         |
|           |       | 0.0%  | 0          | 0          | 0         | 0         | 0         | 0         | 0         | 0         | 0         | 0         | 0         | 0         | 0         |         |
| 沖縄        |       | 0.0%  | 45         | 0          | 0         | 18        | 24        | 3         | 0         | 0         | 0         | 0         | 0         | 0         | 0         |         |
|           |       | 0.1%  | 65,730     | 0          | 0         | 28,560    | 28,350    | 8,820     | 0         | 0         | 0         | 0         | 0         | 0         | 0         |         |
| その他<br>県外 |       | 65.5% | 78,426     | 7,040      | 8,382     | 9,040     | 4,772     | 3,732     | 3,761     | 6,279     | 9,396     | 9,609     | 4,706     | 3,910     | 7,802     |         |
|           |       | 63.8% | 28,218,887 | 2,829,363  | 3,859,142 | 3,989,095 | 2,110,930 | 1,755,406 | 1,601,421 | 1,891,745 | 2,407,319 | 2,343,290 | 1,459,904 | 1,656,139 | 2,315,133 |         |



# 輸入品目取扱円グラフ(果実)

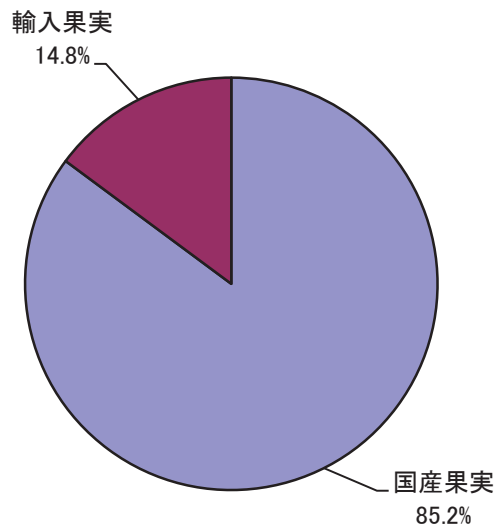
取扱数量(kg)

|      |           |
|------|-----------|
| 合計   | 7,745,661 |
| 国産果実 | 5,942,281 |
| 輸入果実 | 1,803,380 |



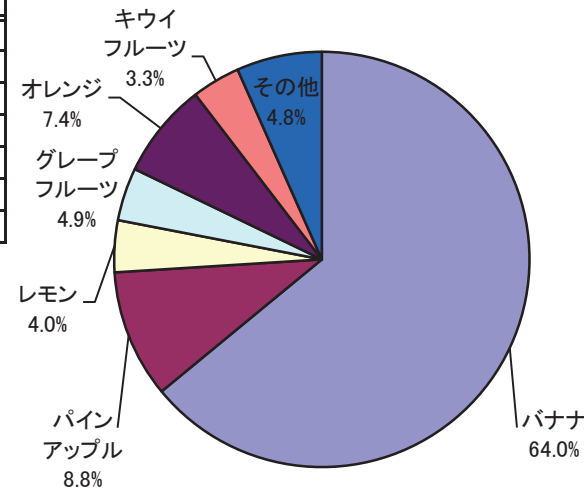
取扱金額(円)

|      |               |
|------|---------------|
| 合計   | 2,057,207,691 |
| 国産果実 | 1,751,769,790 |
| 輸入果実 | 305,437,901   |



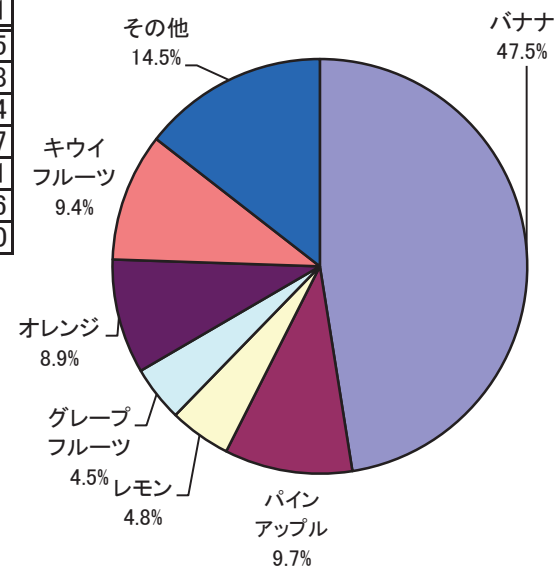
取扱数量(kg)

|          |           |
|----------|-----------|
| 合計       | 1,803,380 |
| バナナ      | 1,154,727 |
| パインアップル  | 179,847   |
| レモン      | 72,637    |
| グレープフルーツ | 74,473    |
| オレンジ     | 133,950   |
| キウイフルーツ  | 67,949    |
| その他      | 119,798   |



取扱金額(円)

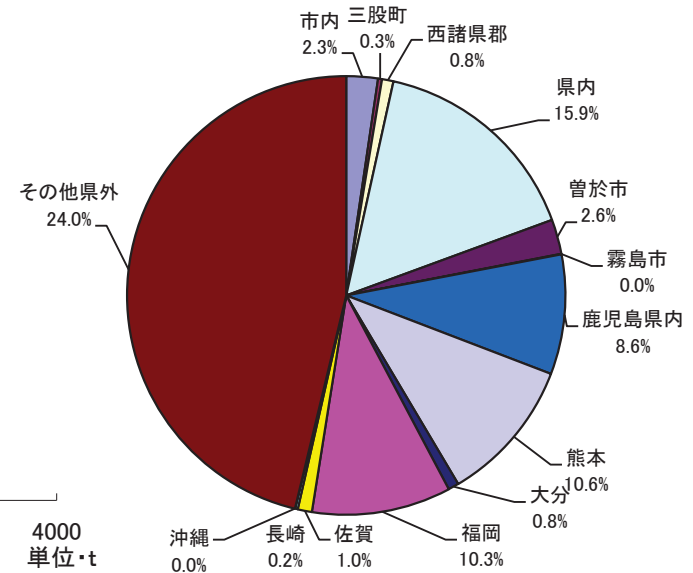
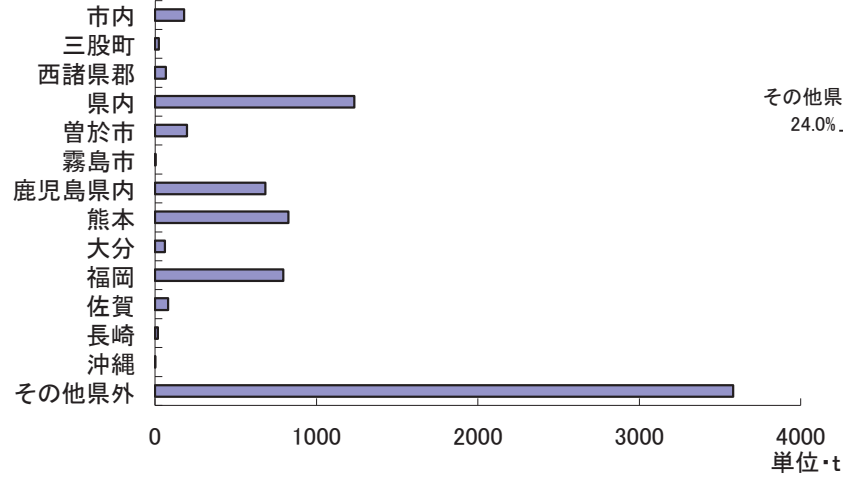
|          |             |
|----------|-------------|
| 合計       | 305,437,901 |
| バナナ      | 145,055,495 |
| パインアップル  | 30,444,038  |
| レモン      | 14,684,604  |
| グレープフルーツ | 13,237,257  |
| オレンジ     | 27,278,441  |
| キウイフルーツ  | 30,538,856  |
| その他      | 44,199,210  |



## 取扱品目産地別グラフ(果実)

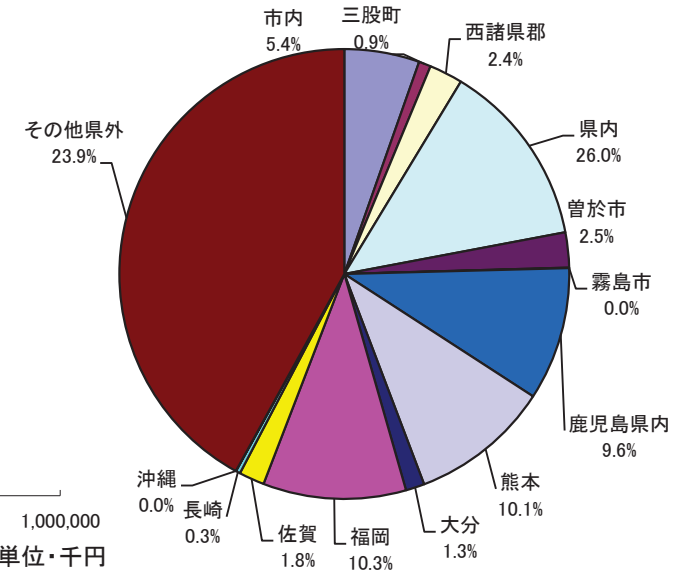
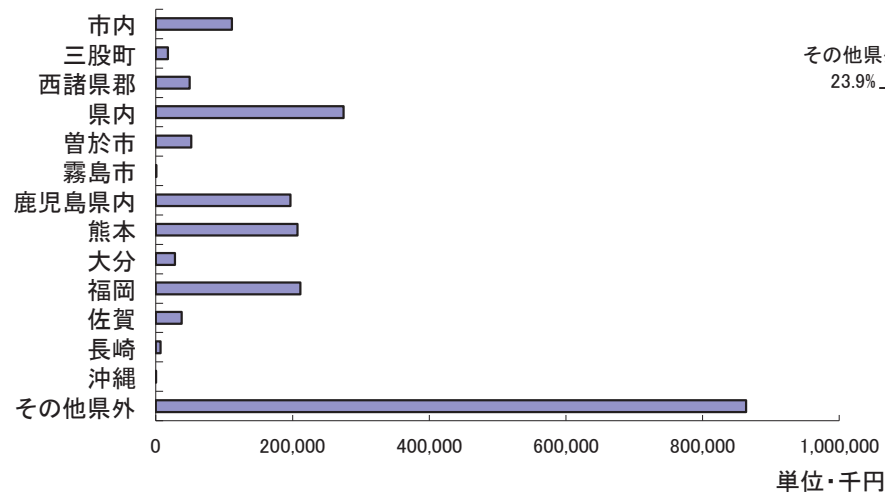
取扱数量(t)

|       |       |
|-------|-------|
| 合計    | 7,746 |
| 市内    | 180   |
| 三股町   | 23    |
| 西諸県郡  | 65    |
| 県内    | 1,235 |
| 曾於市   | 198   |
| 霧島市   | 3     |
| 鹿児島県内 | 684   |
| 熊本    | 825   |
| 大分    | 61    |
| 福岡    | 794   |
| 佐賀    | 81    |
| 長崎    | 16    |
| 沖縄    | 0     |
| その他県外 | 3,582 |



取扱金額(千円)

|       |           |
|-------|-----------|
| 合計    | 2,057,208 |
| 市内    | 111,009   |
| 三股町   | 17,785    |
| 西諸県郡  | 49,531    |
| 県内    | 274,811   |
| 曾於市   | 51,854    |
| 霧島市   | 749       |
| 鹿児島県内 | 196,874   |
| 熊本    | 207,229   |
| 大分    | 27,727    |
| 福岡    | 211,357   |
| 佐賀    | 37,751    |
| 長崎    | 6,564     |
| 沖縄    | 171       |
| その他県外 | 863,797   |



品目別：月別取扱高10位(果実)

数量

単位:kg

| 順位  | 品目名 | 年間        | 4月      | 5月      | 6月      | 7月       | 8月      | 9月      | 10月     | 11月      | 12月      | 1月       | 2月       | 3月      |
|-----|-----|-----------|---------|---------|---------|----------|---------|---------|---------|----------|----------|----------|----------|---------|
| 1位  | 品目名 | バナナ       | ふじ      | バナナ     | バナナ     | 西瓜       | 西瓜      | バナナ     | みかん     | みかん      | みかん      | みかん      | みかん      | ふじ      |
|     | 数量  | 1,154,727 | 102,693 | 113,623 | 112,166 | 170,068  | 119,320 | 96,109  | 170,470 | 217,580  | 279,375  | 110,275  | 89,149   | 153,867 |
| 2位  | 品目名 | みかん       | バナナ     | ふじ      | ふじ      | バナナ      | ジョナゴールド | みかん     | バナナ     | バナナ      | バナナ      | バナナ      | ふじ       | バナナ     |
|     | 数量  | 1,031,322 | 102,435 | 94,760  | 89,420  | 105,310  | 77,700  | 72,158  | 100,059 | 102,208  | 92,722   | 74,843   | 127,957  | 74,648  |
| 3位  | 品目名 | ふじ        | 莓       | 西瓜      | 西瓜      | ふじ       | バナナ     | 豊水      | ふじ      | ふじ       | ふじ       | ふじ       | バナナ      | 莓       |
|     | 数量  | 999,888   | 36,986  | 73,040  | 92,495  | 58,465   | 113,669 | 30,850  | 49,805  | 72,004   | 110,720  | 87,897   | 66,936   | 45,383  |
| 4位  | 品目名 | 西瓜        | ジョナゴールド | ジョナゴールド | ジョナゴールド | ジョナゴールド  | 桃       | ジョナゴールド | 二十世紀梨   | 富有柿      | 莓        | 莓        | 莓        | みかん     |
|     | 数量  | 490,646   | 23,110  | 35,882  | 46,634  | 44,956   | 31,995  | 7,740   | 9,390   | 44,324   | 11,733   | 35,762   | 43,090   | 36,266  |
| 5位  | 品目名 | ジョナゴールド   | 王林      | 王林      | 王林      | 桃        | ふじ      | 桃       | 栗       | 豊水       | ジョナゴールド  | ジョナゴールド  | パイナップル   | 王林      |
|     | 数量  | 277,162   | 7,350   | 11,850  | 14,110  | 27,948   | 43,110  | 18,676  | 8,377   | 0        | 5,900    | 7,700    | 9,237    | 0       |
| 6位  | 品目名 | 王林        | 西瓜      | 莓       | パイナップル  | パイナップル   | 巨峰      | 巨峰      | アールスメロン | ジョナゴールド  | 王林       | 王林       | 伊予柑      | ジョナゴールド |
|     | 数量  | 101,738   | 11,375  | 14,176  | 20,912  | 22,025   | 33,479  | 28,276  | 10,996  | 4,090    | 15,600   | 12,356   | 14,639   | 0       |
| 7位  | 品目名 | 莓         | パイナップル  | オレンジ    | オレンジ    | 王林       | みかん     | 栗       | パイナップル  | グレープフルーツ | パイナップル   | パイナップル   | 日向夏      | パイナップル  |
|     | 数量  | 191,996   | 21,170  | 17,074  | 14,349  | 13,212   | 22,557  | 19,095  | 13,880  | 4,468    | 14,610   | 8,990    | 5,883    | 12,081  |
| 8位  | 品目名 | パイナップル    | 日向夏     | パイナップル  | 桃       | オレンジ     | オレンジ    | パイナップル  | オレンジ    | パイナップル   | アールスメロン  | キウイフルーツ  | オレンジ     | 日向夏     |
|     | 数量  | 179,847   | 8,045   | 19,789  | 13,820  | 14,178   | 23,298  | 10,015  | 10,603  | 12,480   | 10,442   | 4,405    | 4,663    | 10,302  |
| 9位  | 品目名 | オレンジ      | オレンジ    | 枇杷      | みかん     | みかん      | パイナップル  | オレンジ    | 豊水      | 王林       | グレープフルーツ | グレープフルーツ | 八朔       | 伊予柑     |
|     | 数量  | 133,950   | 12,768  | 3,779   | 20,821  | 14,658   | 14,870  | 14,197  | 5,520   | 4,925    | 4,925    | 2,766    | 5,697    | 8,710   |
| 10位 | 品目名 | 桃         | アールスメロン | アールスメロン | レモン     | グレープフルーツ | 豊水      | アールスメロン | 巨峰      | キウイフルーツ  | 富有柿      | 伊予柑      | グレープフルーツ | オレンジ    |
|     | 数量  | 94,857    | 4,494   | 10,394  | 6,622   | 7,790    | 14,674  | 20,909  | 8,977   | 7,312    | 33,447   | 5,985    | 3,348    | 7,925   |

金額

単位:円

| 順位  | 品目名 | 年間          | 4月         | 5月         | 6月         | 7月         | 8月         | 9月         | 10月        | 11月        | 12月        | 1月         | 2月         | 3月         |
|-----|-----|-------------|------------|------------|------------|------------|------------|------------|------------|------------|------------|------------|------------|------------|
| 1位  | 品目名 | ふじ          | ふじ         | ふじ         | ふじ         | 西瓜         | ジョナゴールド    | みかん        | みかん        | みかん        | みかん        | 莓          | 莓          | ふじ         |
|     | 数量  | 304,031,641 | 36,751,334 | 35,783,633 | 34,273,470 | 20,878,311 | 43,153,793 | 12,892,900 | 13,646,100 | 20,102,281 | 32,569,452 | 38,790,988 | 40,553,088 | 34,056,993 |
| 2位  | 品目名 | みかん         | 莓          | 西瓜         | 西瓜         | ふじ         | 巨峰         | バナナ        | バナナ        | ふじ         | ふじ         | ふじ         | ふじ         | 莓          |
|     | 数量  | 149,255,633 | 22,082,518 | 17,930,804 | 13,722,440 | 26,901,211 | 24,233,958 | 12,189,376 | 12,513,515 | 17,113,290 | 29,480,887 | 19,891,527 | 29,543,767 | 37,264,406 |
| 3位  | 品目名 | 莓           | バナナ        | バナナ        | バナナ        | バナナ        | 桃          | 豊水         | ふじ         | バナナ        | 莓          | みかん        | みかん        | バナナ        |
|     | 数量  | 177,317,188 | 13,354,998 | 15,014,974 | 14,962,206 | 13,764,554 | 14,051,898 | 9,377,835  | 12,430,636 | 11,032,827 | 24,586,265 | 16,224,065 | 13,983,590 | 12,188,514 |
| 4位  | 品目名 | バナナ         | ジョナゴールド    | ジョナゴールド    | ジョナゴールド    | ジョナゴールド    | 西瓜         | 巨峰         | 栗          | 富有柿        | バナナ        | バナナ        | バナナ        | ジョナゴールド    |
|     | 数量  | 145,055,495 | 8,987,528  | 14,960,568 | 19,284,870 | 21,138,811 | 17,690,955 | 15,701,913 | 2,860,738  | 6,724,520  | 9,745,450  | 8,607,603  | 9,322,939  | 0          |
| 5位  | 品目名 | ジョナゴールド     | 西瓜         | 莓          | すもも        | 桃          | みかん        | ジョナゴールド    | 巨峰         | 豊水         | アールスメロン    | ジョナゴールド    | 日向夏        | みかん        |
|     | 数量  | 121,778,788 | 3,925,197  | 8,690,482  | 5,346,593  | 10,932,325 | 12,485,311 | 3,914,400  | 4,659,585  | 0          | 6,688,605  | 2,386,798  | 2,253,891  | 5,567,813  |
| 6位  | 品目名 | 西瓜          | 王林         | 王林         | みかん        | みかん        | ふじ         | 栗          | 二十世紀梨      | 莓          | ジョナゴールド    | 王林         | パイナップル     | 王林         |
|     | 数量  | 78,058,686  | 2,605,470  | 4,246,673  | 6,215,742  | 12,343,941 | 22,747,253 | 13,591,688 | 2,667,683  | 1,652,012  | 1,369,778  | 2,687,213  | 1,454,773  | 0          |
| 7位  | 品目名 | 巨峰          | アールスメロン    | アールスメロン    | 王林         | 巨峰         | バナナ        | 桃          | アールスメロン    | ジョナゴールド    | 王林         | キウイフルーツ    | 伊予柑        | 日向夏        |
|     | 数量  | 57,498,404  | 3,013,800  | 6,731,261  | 5,029,973  | 9,598,261  | 12,358,539 | 6,082,600  | 2,245,537  | 751,328    | 3,431,223  | 1,727,387  | 1,723,691  | 3,126,331  |
| 8位  | 品目名 | 王林          | 日向夏        | 枇杷         | 桃          | 王林         | 豊水         | アールスメロン    | キウイフルーツ    | 王林         | 富有柿        | 富有柿        | キウイフルーツ    | キウイフルーツ    |
|     | 数量  | 29,083,463  | 2,279,573  | 2,765,675  | 5,011,570  | 4,612,493  | 4,578,181  | 5,055,827  | 3,040,085  | 1,119,248  | 4,899,164  | 1,757,910  | 1,827,963  | 1,107,363  |
| 9位  | 品目名 | 桃           | オレンジ       | オレンジ       | デラウェア      | すもも        | オレンジ       | 二十世紀梨      | パイナップル     | キウイフルーツ    | 日向夏        | アールスメロン    | アールスメロン    | パイナップル     |
|     | 数量  | 37,382,983  | 2,829,823  | 3,685,297  | 3,817,833  | 2,533,382  | 4,483,212  | 8,946,652  | 2,308,138  | 3,313,345  | 1,452,882  | 973,140    | 1,512,604  | 2,227,322  |
| 10位 | 品目名 | アールスメロン     | パイナップル     | パイナップル     | パイナップル     | パイナップル     | アールスメロン    | キウイフルーツ    | オレンジ       | パイナップル     | キウイフルーツ    | パイナップル     | オレンジ       | オレンジ       |
|     | 数量  | 37,410,028  | 3,707,550  | 3,676,691  | 3,185,753  | 3,814,526  | 3,112,396  | 2,704,994  | 1,674,382  | 1,846,217  | 3,277,541  | 1,354,233  | 1,064,837  | 1,749,236  |

主要品目・月別平均単価(果実)

単位:円

| 品目名    | 年次  | 平均  | 4月   | 5月   | 6月  | 7月  | 8月  | 9月  | 10月  | 11月 | 12月 | 1月  | 2月  | 3月   | 品目名     | 年次  | 平均    | 4月    | 5月    | 6月    | 7月    | 8月    | 9月    | 10月   | 11月   | 12月   | 1月    | 2月    | 3月    |
|--------|-----|-----|------|------|-----|-----|-----|-----|------|-----|-----|-----|-----|------|---------|-----|-------|-------|-------|-------|-------|-------|-------|-------|-------|-------|-------|-------|-------|
| みかん    | 20年 | 341 | 195  | 1165 | 667 | 584 | 502 | 232 | 96   | 90  | 127 | 134 | 143 | 156  | デラウェア   | 20年 | 713   | 542   | 1,149 | 878   | 624   | 421   | 667   | -     | -     | -     | -     | -     | -     |
|        | 21年 | 373 | 364  | 1166 | 834 | 728 | 671 | 152 | 70   | 72  | 86  | 94  | 98  | 144  |         | 21年 | 989   | 1,976 | 1,363 | 872   | 559   | 515   | 649   | -     | -     | -     | -     | -     | -     |
|        | 22年 | 394 | 271  | 913  | 824 | 711 | 623 | 240 | 133  | 124 | 174 | 228 | 253 | 241  |         | 22年 | 793   | 1,342 | 1,356 | 1,062 | 286   | 531   | 625   | 350   | -     | -     | -     | -     | -     |
|        | 23年 | 424 | 985  | 983  | 707 | 693 | 561 | 266 | 109  | 107 | 141 | 170 | 185 | 181  |         | 23年 | 1,051 | 2,530 | 1,411 | 1,190 | 826   | 419   | 514   | 525   | 1,122 | 919   | -     | -     | -     |
|        | 24年 | 368 | 678  | 976  | 685 | 593 | 553 | 179 | 80   | 92  | 117 | 147 | 157 | 154  |         | 24年 | 1,075 | 2,320 | 1,526 | 989   | 849   | 516   | 637   | 690   | -     | -     | -     | -     | -     |
| 日向夏みかん | 20年 | 395 | 251  | 309  | 251 | -   | -   | -   | -    | -   | 773 | 455 | 382 | 341  | 巨峰      | 20年 | 743   | -     | 1,381 | 1,041 | 768   | 556   | 482   | 525   | 448   | -     | -     | -     | -     |
|        | 21年 | 528 | 352  | 433  | -   | 978 | -   | -   | -    | 780 | 699 | 487 | 272 | 225  |         | 21年 | 787   | -     | 1,505 | 985   | 777   | 693   | 489   | 471   | 587   | -     | -     | -     |       |
|        | 22年 | 491 | 219  | 245  | 236 | -   | -   | -   | -    | 929 | 833 | 703 | 445 | 319  |         | 22年 | 957   | -     | 1,486 | 1,072 | 1,008 | 707   | 664   | 762   | 1,002 | -     | -     | -     |       |
|        | 23年 | 472 | 312  | 293  | -   | -   | -   | -   | -    | 787 | 660 | 564 | 375 | 309  |         | 23年 | 952   | -     | 1,725 | 1,411 | 975   | 659   | 656   | 647   | 590   | -     | -     | -     |       |
|        | 24年 | 386 | 283  | 226  | 209 | -   | -   | -   | -    | 675 | 607 | 403 | 383 | 303  |         | 24年 | 887   | -     | 1,546 | 1,155 | 990   | 724   | 555   | 519   | 718   | -     | -     | -     |       |
| 伊予柑    | 20年 | 116 | -    | -    | -   | -   | -   | -   | -    | -   | 74  | 138 | 126 | 126  | 苺       | 20年 | 1,000 | 574   | 550   | 746   | 1,276 | 1,255 | 1,267 | 1,290 | 1,367 | 1,223 | 936   | 800   | 711   |
|        | 21年 | 98  | -    | -    | -   | -   | -   | -   | -    | -   | 114 | 87  | 92  | 21年  |         | 962 | 561   | 342   | 707   | 1,240 | 1,260 | 1,260 | 1,279 | 1,475 | 1,107 | 835   | 765   | 718   |       |
|        | 22年 | 192 | -    | -    | -   | -   | -   | -   | -    | -   | 162 | 196 | 223 | 189  |         | 22年 | 1,071 | 588   | 486   | 719   | 1,257 | 1,266 | 1,264 | 1,385 | 1,680 | 1,546 | 1,077 | 850   | 741   |
|        | 23年 | 152 | 160  | -    | -   | -   | -   | -   | -    | -   | 26  | 220 | 181 | 173  |         | 23年 | 1,056 | 640   | 582   | 682   | 1,232 | 1,214 | 1,325 | 1,329 | 1,174 | 1,298 | 1,195 | 1,185 | 812   |
|        | 24年 | 123 | 134  | -    | -   | -   | -   | -   | -    | -   | -   | 134 | 118 | 108  |         | 24年 | 1,080 | 597   | 613   | 728   | 1,182 | 1,162 | 1,204 | 1,125 | 1,400 | 2,095 | 1,085 | 941   | 821   |
| 富士りんご  | 20年 | 293 | 290  | 323  | 340 | 339 | 342 | 358 | 316  | 260 | 233 | 237 | 235 | 239  | アールスメロン | 20年 | 585   | 851   | 644   | 358   | 354   | 310   | 289   | 382   | 384   | 588   | 867   | 893   | 1,096 |
|        | 21年 | 271 | 262  | 322  | 341 | 351 | 383 | 327 | 293  | 216 | 195 | 182 | 182 | 204  |         | 21年 | 518   | 829   | 669   | 342   | 391   | 323   | 327   | 358   | 476   | 591   | 705   | 688   | 512   |
|        | 22年 | 246 | 225  | 274  | 284 | 334 | 377 | 252 | 229  | 205 | 173 | 179 | 198 | 220  |         | 22年 | 488   | 761   | 554   | 362   | 341   | 375   | 419   | 264   | 421   | 626   | 737   | 547   | 443   |
|        | 23年 | 295 | 200  | 246  | 242 | 272 | 306 | 343 | 323  | 304 | 293 | 323 | 331 | 354  |         | 23年 | 517   | 689   | 652   | 349   | 526   | 379   | 296   | 254   | 343   | 655   | 697   | 897   | 472   |
|        | 24年 | 341 | 358  | 378  | 383 | 460 | 528 | 550 | 250  | 238 | 266 | 226 | 231 | 221  |         | 24年 | 490   | 671   | 648   | 222   | 350   | 402   | 242   | 204   | 521   | 641   | 753   | 820   | 403   |
| 陸奥りんご  | 20年 | 368 | 457  | 520  | 464 | 611 | 655 | 381 | 180  | 204 | 327 | 180 | 211 | 223  | プリンスメロン | 20年 | 135   | 230   | 186   | 71    | -     | 53    | -     | -     | -     | -     | -     | -     | -     |
|        | 21年 | 275 | 178  | 333  | 321 | 269 | 274 | 323 | -    | 153 | 164 | 386 | 175 | 446  |         | 21年 | 119   | 258   | 198   | 85    | -     | 32    | 22    | -     | -     | -     | -     | -     |       |
|        | 22年 | 362 | 485  | 401  | 474 | 498 | 475 | 525 | -    | 143 | 134 | 145 | 371 | 329  |         | 22年 | 195   | 238   | 232   | 115   | -     | -     | -     | -     | -     | -     | -     | -     |       |
|        | 23年 | 357 | 463  | 179  | 369 | 292 | 418 | 473 | 360  | 236 | -   | -   | 230 | 546  |         | 23年 | 223   | 257   | 190   | -     | -     | -     | -     | -     | -     | -     | -     | -     |       |
|        | 24年 | 401 | 274  | 494  | 391 | 339 | 455 | 483 | -    | -   | 228 | 546 | 476 | 320  |         | 24年 | 120   | 232   | 167   | 59    | -     | 82    | 60    | -     | -     | -     | -     | -     |       |
| 20世紀梨  | 20年 | 200 | -    | -    | -   | -   | 216 | 184 | 201  | -   | -   | -   | -   | -    | 西瓜      | 20年 | 193   | 244   | 196   | 121   | 128   | 72    | 84    | 181   | 174   | 144   | 288   | 315   | 366   |
|        | 21年 | 163 | -    | -    | -   | 215 | 263 | 183 | 133  | 23  | -   | -   | -   | -    |         | 21年 | 216   | 273   | 218   | 139   | 83    | 79    | 146   | 111   | 213   | 182   | 432   | 365   | 348   |
|        | 22年 | 232 | -    | -    | -   | 266 | 271 | 337 | 212  | 72  | -   | -   | -   | -    |         | 22年 | 197   | 301   | 244   | 191   | 126   | 162   | 174   | 159   | 133   | 146   | 193   | 202   | 338   |
|        | 23年 | 234 | -    | -    | -   | 217 | 231 | 253 | -    | -   | -   | -   | -   | -    |         | 23年 | 237   | 283   | 243   | 168   | 219   | 97    | 103   | 133   | 261   | 134   | 249   | 498   | 462   |
|        | 24年 | 282 | -    | -    | -   | 262 | 300 | 284 | -    | -   | -   | -   | -   | -    |         | 24年 | 205   | 345   | 245   | 148   | 123   | 148   | 135   | 156   | 159   | 233   | 205   | 151   | 406   |
| 富有柿    | 20年 | 249 | -    | -    | -   | -   | 195 | 139 | 146  | 150 | 318 | 353 | 441 | バナナ  | 20年     | 149 | 130   | 129   | 144   | 138   | 131   | 157   | 209   | 168   | 142   | 166   | 134   | 137   |       |
|        | 21年 | 214 | -    | -    | -   | -   | -   | 90  | 111  | 157 | 303 | 312 | 312 |      | 21年     | 126 | 164   | 165   | 135   | 125   | 134   | 118   | 105   | 88    | 93    | 96    | 142   | 144   |       |
|        | 22年 | 317 | -    | -    | -   | -   | -   | -   | 101  | 264 | 320 | 415 | 395 |      | 410     | 22年 | 115   | 118   | 131   | 137   | 129   | 113   | 108   | 102   | 99    | 91    | 109   | 111   | 135   |
|        | 23年 | 340 | -    | -    | -   | -   | -   | -   | 185  | 205 | 340 | 441 | 528 |      | -       | 23年 | 119   | 143   | 118   | 123   | 127   | 114   | 114   | 131   | 115   | 90    | 99    | 122   | 127   |
|        | 24年 | 196 | -    | -    | -   | -   | -   | -   | 119  | 152 | 146 | 252 | 268 |      | 240     | 24年 | 126   | 130   | 132   | 133   | 131   | 109   | 127   | 125   | 108   | 105   | 115   | 139   | 163   |
| 桃      | 20年 | 706 | -    | 843  | 406 | 352 | 350 | 288 | 1995 | -   | -   | -   | -   | オレンジ | 20年     | 207 | 217   | 217   | 231   | 221   | 213   | 198   | 199   | 165   | 154   | 236   | 213   | 220   |       |
|        | 21年 | 412 | -    | 793  | 437 | 391 | 383 | 361 | 105  | -   | -   | -   | -   |      | 21年     | 208 | 225   | 245   | 235   | 209   | 206   | 198   | 142   | 224   | 235   | 181   | 202   | 191   |       |
|        | 22年 | 477 | -    | 735  | 470 | 449 | 414 | 414 | 379  | -   | -   | -   | -   |      | 22年     | 208 | 222   | 228   | 218   | 196   | 203   | 201   | 206   | 184   | 206   | 209   | 196   | 225   |       |
|        | 23年 | 690 | 2078 | 956  | 423 | 460 | 270 | 308 | 337  | -   | -   | -   | -   |      | 23年     | 212 | 221   | 216   | 229   | 221   | 196   | 193   | 185   | 205   | 205   | 232   | 227   | 214   |       |
|        | 24年 | 447 | -    | 954  | 363 | 391 | 439 | 326 | 210  | -   | -   | -   | -   |      | 24年     | 209 | 222   | 216   | 221   | 212   | 192   | 168   | 158   | 195   | 235   | 236   | 228   | 221   |       |

花 き 部

上段:数量:本  
下段:金額:円

切花

| 品目名       | 産地名 | 産地別割合  | 合計          | 4月         | 5月         | 6月         | 7月         | 8月          | 9月         | 10月        | 11月        | 12月         | 1月         | 2月         | 3月         |
|-----------|-----|--------|-------------|------------|------------|------------|------------|-------------|------------|------------|------------|-------------|------------|------------|------------|
| 合計        |     | 100.0% | 16,300,616  | 1,390,506  | 1,256,439  | 1,178,691  | 1,301,403  | 1,653,904   | 1,312,579  | 1,301,808  | 1,155,061  | 1,624,142   | 1,096,416  | 1,251,469  | 1,778,198  |
|           |     | 100.0% | 920,488,488 | 76,270,270 | 61,902,557 | 52,870,094 | 65,758,731 | 116,687,720 | 78,535,550 | 68,092,835 | 63,422,547 | 116,271,518 | 64,392,592 | 68,478,688 | 87,805,387 |
| 単価        |     |        | 56          | 55         | 49         | 45         | 51         | 71          | 60         | 52         | 55         | 72          | 59         | 55         | 49         |
| 前年<br>対比  |     |        | 100.6%      | 101.0%     | 96.0%      | 116.3%     | 100.0%     | 92.6%       | 99.2%      | 106.0%     | 101.0%     | 91.3%       | 91.3%      | 105.2%     | 113.9%     |
|           |     |        | 98.2%       | 119.7%     | 100.9%     | 90.0%      | 84.8%      | 105.7%      | 103.5%     | 89.5%      | 111.1%     | 106.0%      | 99.7%      | 87.5%      | 84.3%      |
| 市内        |     | 2.6%   | 429,884     | 16,070     | 22,385     | 43,116     | 49,500     | 42,098      | 40,665     | 46,955     | 35,455     | 61,905      | 18,090     | 12,200     | 41,445     |
|           |     | 2.0%   | 18,390,708  | 680,269    | 984,212    | 1,240,607  | 1,555,034  | 2,108,573   | 2,008,136  | 1,684,646  | 1,708,219  | 3,952,988   | 678,300    | 506,100    | 1,283,625  |
| 三股町       |     | 1.5%   | 246,791     | 0          | 20,260     | 24,780     | 38,160     | 49,700      | 7,450      | 7,210      | 300        | 57,204      | 4,723      | 23,408     | 13,596     |
|           |     | 1.5%   | 13,471,584  | 0          | 751,464    | 1,048,215  | 1,661,940  | 3,022,173   | 358,838    | 298,725    | 16,590     | 3,845,699   | 325,542    | 1,336,220  | 806,180    |
| 西諸<br>県郡  |     | 4.9%   | 798,860     | 44,830     | 28,800     | 56,100     | 112,180    | 134,120     | 80,610     | 59,130     | 57,610     | 64,480      | 39,940     | 65,420     | 55,640     |
|           |     | 4.3%   | 39,969,384  | 3,365,250  | 927,833    | 1,583,663  | 3,286,920  | 8,330,858   | 4,550,385  | 2,266,110  | 2,654,978  | 3,942,278   | 2,720,130  | 3,807,930  | 2,533,052  |
| 県内        |     | 14.9%  | 2,422,885   | 208,678    | 160,020    | 134,846    | 141,667    | 163,196     | 173,654    | 213,801    | 204,579    | 262,025     | 212,780    | 236,732    | 310,907    |
|           |     | 17.7%  | 162,786,200 | 14,530,190 | 13,358,877 | 10,014,144 | 8,338,402  | 12,937,738  | 10,024,943 | 10,592,022 | 11,567,861 | 22,696,805  | 14,034,788 | 15,708,247 | 18,982,184 |
| 曾於市       |     | 3.5%   | 567,225     | 47,142     | 49,076     | 48,677     | 48,147     | 55,016      | 31,927     | 43,258     | 56,501     | 58,621      | 36,403     | 36,982     | 55,475     |
|           |     | 3.3%   | 30,720,554  | 2,480,930  | 2,620,296  | 2,046,623  | 2,104,841  | 2,936,561   | 1,845,081  | 2,273,660  | 2,644,614  | 3,617,738   | 2,072,805  | 2,275,392  | 3,802,013  |
| 霧島市       |     | 0.2%   | 34,899      | 0          | 0          | 519        | 0          | 1,920       | 2,430      | 4,580      | 6,610      | 12,140      | 6,700      | 0          | 0          |
|           |     | 0.2%   | 1,628,445   | 0          | 0          | 44,352     | 0          | 120,813     | 108,465    | 160,230    | 266,753    | 632,783     | 295,050    | 0          | 0          |
| 鹿児島<br>県内 |     | 16.5%  | 2,687,306   | 310,369    | 254,544    | 204,528    | 158,223    | 216,782     | 169,760    | 153,839    | 114,697    | 266,490     | 205,529    | 253,299    | 379,246    |
|           |     | 14.4%  | 132,199,190 | 16,875,138 | 10,423,712 | 7,543,846  | 5,827,290  | 13,688,115  | 9,454,872  | 7,344,299  | 6,150,680  | 17,432,079  | 10,243,002 | 11,379,060 | 15,837,098 |
| 熊本        |     | 8.5%   | 1,391,209   | 96,150     | 108,965    | 113,940    | 156,286    | 157,832     | 120,361    | 111,088    | 110,410    | 134,330     | 83,523     | 88,671     | 109,653    |
|           |     | 9.1%   | 84,080,869  | 3,908,898  | 4,516,247  | 4,350,444  | 9,502,049  | 13,399,034  | 8,012,393  | 7,780,290  | 7,247,331  | 10,576,046  | 5,098,511  | 4,268,675  | 5,420,951  |
| 大分        |     | 1.0%   | 161,194     | 25,860     | 12,760     | 13,570     | 18,161     | 36,903      | 9,645      | 8,575      | 4,790      | 9,540       | 7,290      | 5,630      | 8,470      |
|           |     | 1.2%   | 11,439,372  | 1,286,639  | 827,012    | 784,865    | 1,129,118  | 3,136,928   | 440,895    | 477,383    | 486,990    | 995,610     | 617,085    | 501,480    | 755,370    |
| 福岡        |     | 27.4%  | 4,469,166   | 318,907    | 316,512    | 274,885    | 371,214    | 490,543     | 433,067    | 426,264    | 377,762    | 478,972     | 299,647    | 290,306    | 391,087    |
|           |     | 25.0%  | 230,360,881 | 15,574,083 | 13,486,993 | 11,412,534 | 17,997,305 | 28,988,589  | 22,480,432 | 21,331,963 | 19,416,117 | 29,700,111  | 16,561,902 | 14,595,184 | 18,815,669 |
| 佐賀        |     | 2.7%   | 438,397     | 73,957     | 98,940     | 81,800     | 5,190      | 6,280       | 9,630      | 16,267     | 16,722     | 11,886      | 16,906     | 25,944     | 74,875     |
|           |     | 2.8%   | 25,343,162  | 3,860,588  | 4,358,944  | 3,442,058  | 216,930    | 228,060     | 306,180    | 1,185,713  | 1,892,951  | 2,074,013   | 1,636,016  | 1,857,398  | 4,284,315  |
| 長崎        |     | 0.0%   | 0           | 0          | 0          | 0          | 0          | 0           | 0          | 0          | 0          | 0           | 0          | 0          | 0          |
|           |     | 0.0%   | 0           | 0          | 0          | 0          | 0          | 0           | 0          | 0          | 0          | 0           | 0          | 0          | 0          |
| 沖縄        |     | 1.6%   | 259,966     | 62,652     | 19,550     | 3,379      | 3,100      | 3,402       | 2,405      | 2,179      | 7,200      | 14,384      | 26,815     | 30,030     | 84,870     |
|           |     | 1.0%   | 9,610,545   | 2,290,103  | 651,767    | 203,837    | 204,068    | 281,096     | 164,168    | 147,830    | 235,043    | 648,900     | 1,185,450  | 1,117,673  | 2,480,615  |
| その他<br>県外 |     | 14.7%  | 2,392,834   | 185,891    | 164,627    | 178,551    | 199,575    | 296,112     | 230,975    | 208,662    | 162,425    | 192,165     | 138,070    | 182,847    | 252,934    |
|           |     | 17.4%  | 160,487,595 | 11,418,184 | 8,995,201  | 9,154,908  | 13,934,837 | 27,509,183  | 18,780,764 | 12,549,966 | 9,134,424  | 16,156,470  | 8,924,011  | 11,125,331 | 12,804,317 |

## 切花

上段:数量:本  
下段:金額:円

| 品目名       | 産地名 | 産地別割合  | 合計          | 4月         | 5月        | 6月        | 7月        | 8月         | 9月         | 10月        | 11月       | 12月        | 1月         | 2月         | 3月         |
|-----------|-----|--------|-------------|------------|-----------|-----------|-----------|------------|------------|------------|-----------|------------|------------|------------|------------|
| 合計        |     | 100.0% | 3,172,959   | 258,810    | 229,560   | 262,880   | 322,280   | 395,950    | 297,195    | 279,490    | 167,534   | 326,160    | 147,220    | 217,030    | 268,850    |
|           |     | 100.0% | 166,544,417 | 17,777,025 | 9,204,090 | 8,648,063 | 9,996,179 | 25,345,362 | 16,477,283 | 11,787,416 | 8,600,267 | 21,360,045 | 10,253,954 | 12,882,818 | 14,211,918 |
| 単価        |     |        | 52          | 69         | 40        | 33        | 31        | 64         | 55         | 42         | 51        | 65         | 70         | 59         | 53         |
| 前年<br>対比  |     |        | 83.8%       | 97.7%      | 80.6%     | 114.4%    | 91.3%     | 84.2%      | 87.2%      | 91.3%      | 63.0%     | 69.0%      | 50.9%      | 92.3%      | 98.9%      |
|           |     |        | 84.2%       | 128.0%     | 89.1%     | 78.0%     | 55.8%     | 100.9%     | 99.8%      | 65.6%      | 68.9%     | 84.6%      | 72.4%      | 82.5%      | 81.6%      |
| 市内        |     | 6.4%   | 202,290     | 4,370      | 0         | 24,820    | 38,480    | 23,570     | 17,840     | 30,050     | 17,370    | 38,150     | 370        | 750        | 6,520      |
|           |     | 5.6%   | 9,282,000   | 233,573    | 32,445    | 583,538   | 1,224,668 | 1,250,970  | 1,001,385  | 1,125,915  | 924,420   | 2,504,565  | 23,205     | 49,455     | 327,863    |
| 三股町       |     | 6.8%   | 216,780     | 0          | 20,060    | 21,360    | 28,310    | 42,200     | 6,490      | 7,210      | 0         | 54,060     | 3,700      | 21,500     | 11,890     |
|           |     | 7.0%   | 11,715,743  | 0          | 734,160   | 926,100   | 1,209,128 | 2,673,510  | 213,098    | 298,725    | 0         | 3,466,313  | 278,355    | 1,219,838  | 696,518    |
| 西諸<br>県郡  |     | 23.3%  | 738,720     | 44,610     | 28,800    | 53,250    | 102,300   | 122,530    | 71,120     | 53,630     | 51,520    | 61,820     | 39,840     | 64,020     | 45,280     |
|           |     | 21.8%  | 36,288,420  | 3,350,340  | 927,833   | 1,484,018 | 2,942,100 | 7,585,620  | 3,731,700  | 1,898,505  | 2,293,358 | 3,529,418  | 2,715,405  | 3,697,050  | 2,133,075  |
| 県内        |     | 14.0%  | 444,604     | 25,520     | 36,130    | 30,340    | 21,690    | 30,870     | 73,680     | 51,350     | 34,044    | 40,110     | 27,620     | 35,330     | 37,920     |
|           |     | 15.4%  | 25,616,199  | 1,640,520  | 1,885,485 | 1,231,178 | 678,090   | 2,010,488  | 4,091,693  | 2,234,453  | 1,927,517 | 2,890,335  | 2,209,043  | 2,560,688  | 2,256,713  |
| 曾於市       |     | 0.3%   | 10,200      | 0          | 0         | 0         | 0         | 0          | 0          | 0          | 0         | 5,250      | 0          | 4,950      | 0          |
|           |     | 0.5%   | 798,368     | 0          | 0         | 0         | 0         | 0          | -7,875     | 0          | -840      | 376,425    | 0          | 361,620    | 69,038     |
| 霧島市       |     | 0.0%   | 280         | 0          | 0         | 0         | 0         | 0          | 0          | 0          | 280       | 0          | 0          | 0          | 0          |
|           |     | 0.0%   | 13,440      | 0          | 0         | 0         | 0         | 0          | 0          | 0          | 13,440    | 0          | 0          | 0          | 0          |
| 鹿児島<br>県内 |     | 36.5%  | 1,159,580   | 136,120    | 119,590   | 95,120    | 81,240    | 99,020     | 93,450     | 110,290    | 56,680    | 109,520    | 62,300     | 80,940     | 115,310    |
|           |     | 39.1%  | 65,139,543  | 9,916,200  | 4,824,488 | 3,284,033 | 2,441,775 | 7,346,000  | 5,564,265  | 5,253,465  | 3,165,435 | 7,648,830  | 4,251,681  | 4,571,123  | 6,872,250  |
| 熊本        |     | 0.7%   | 23,225      | 970        | 600       | 190       | 820       | 8,760      | 835        | 7,140      | 1,860     | 160        | 0          | 0          | 1,890      |
|           |     | 0.8%   | 1,395,503   | 89,933     | 46,200    | 2,993     | 48,300    | 542,010    | 56,858     | 360,465    | 94,605    | 14,280     | 0          | 0          | 139,860    |
| 大分        |     | 0.0%   | 0           | 0          | 0         | 0         | 0         | 0          | 0          | 0          | 0         | 0          | 0          | 0          | 0          |
|           |     | 0.0%   | 0           | 0          | 0         | 0         | 0         | 0          | 0          | 0          | 0         | 0          | 0          | 0          | 0          |
| 福岡        |     | 9.9%   | 314,330     | 41,660     | 23,980    | 37,800    | 49,440    | 69,000     | 33,480     | 18,600     | 2,640     | 11,590     | 5,300      | 1,000      | 19,840     |
|           |     | 7.9%   | 13,141,842  | 2,269,575  | 750,540   | 1,136,205 | 1,452,119 | 3,645,495  | 1,800,960  | 561,960    | 93,450    | 669,270    | 336,788    | 31,500     | 393,981    |
| 佐賀        |     | 0.0%   | 0           | 0          | 0         | 0         | 0         | 0          | 0          | 0          | 0         | 0          | 0          | 0          | 0          |
|           |     | 0.0%   | 0           | 0          | 0         | 0         | 0         | 0          | 0          | 0          | 0         | 0          | 0          | 0          | 0          |
| 長崎        |     | 0.0%   | 0           | 0          | 0         | 0         | 0         | 0          | 0          | 0          | 0         | 0          | 0          | 0          | 0          |
|           |     | 0.0%   | 0           | 0          | 0         | 0         | 0         | 0          | 0          | 0          | 0         | 0          | 0          | 0          | 0          |
| 沖縄        |     | 1.5%   | 46,180      | 5,560      | 0         | 0         | 0         | 0          | 0          | 820        | 3,140     | 4,300      | 6,560      | 4,050      | 21,750     |
|           |     | 1.4%   | 2,347,181   | 276,885    | 0         | 0         | 0         | 0          | 0          | 50,778     | 88,883    | 230,370    | 349,388    | 184,433    | 1,166,445  |
| その他<br>県外 |     | 0.5%   | 16,770      | 0          | 400       | 0         | 0         | 0          | 300        | 400        | 0         | 1,200      | 1,530      | 4,490      | 8,450      |
|           |     | 0.5%   | 806,180     | 0          | 2,940     | 0         | 0         | 291,270    | 25,200     | 3,150      | 0         | 30,240     | 90,090     | 207,113    | 156,177    |

上段:数量:本  
下段:金額:円

切花

| 品目名       | 産地名 | 産地別割合  | 合計         | 4月        | 5月      | 6月      | 7月        | 8月        | 9月        | 10月       | 11月       | 12月       | 1月        | 2月        | 3月        |
|-----------|-----|--------|------------|-----------|---------|---------|-----------|-----------|-----------|-----------|-----------|-----------|-----------|-----------|-----------|
| 合計        |     | 100.0% | 678,945    | 54,190    | 26,960  | 26,105  | 67,590    | 82,855    | 94,365    | 90,035    | 56,990    | 42,175    | 29,710    | 31,340    | 76,630    |
|           |     | 100.0% | 24,250,963 | 1,906,380 | 998,603 | 710,378 | 2,043,221 | 3,593,147 | 4,123,114 | 2,416,523 | 1,905,750 | 2,430,089 | 1,167,222 | 1,260,893 | 1,695,645 |
| 単価        |     |        | 36         | 35        | 37      | 27      | 30        | 43        | 44        | 27        | 33        | 58        | 39        | 40        | 22        |
| 前年<br>対比  |     |        | 103.1%     | 212.3%    | 102.4%  | 158.6%  | 120.7%    | 64.6%     | 106.3%    | 110.5%    | 162.1%    | 52.1%     | 74.6%     | 107.2%    | 151.4%    |
|           |     |        | 100.8%     | 234.8%    | 131.4%  | 95.5%   | 100.1%    | 78.2%     | 128.3%    | 75.5%     | 149.7%    | 81.4%     | 109.8%    | 87.5%     | 87.5%     |
| 市内        |     | 9.9%   | 67,435     | 0         | 4,630   | 3,905   | 7,610     | 13,430    | 18,560    | 9,950     | 1,340     | 1,100     | 6,170     | 740       | 0         |
|           |     | 10.5%  | 2,537,115  | 0         | 239,505 | 147,630 | 195,930   | 573,930   | 826,350   | 265,808   | 35,910    | 64,050    | 163,590   | 24,413    | 0         |
| 三股町       |     | 4.0%   | 27,400     | 0         | 0       | 3,420   | 9,590     | 7,320     | 820       | 0         | 0         | 2,900     | 270       | 1,440     | 1,640     |
|           |     | 6.5%   | 1,582,718  | 0         | 0       | 122,115 | 443,573   | 341,355   | 107,310   | 0         | 0         | 351,855   | 9,870     | 103,320   | 103,320   |
| 西諸<br>県郡  |     | 3.7%   | 25,030     | 0         | 0       | 350     | 3,590     | 4,440     | 5,030     | 3,570     | 6,090     | 1,960     | 0         | 0         | 0         |
|           |     | 8.8%   | 2,129,243  | 0         | 0       | 16,800  | 101,430   | 320,618   | 644,595   | 309,120   | 361,620   | 375,060   | 0         | 0         | 0         |
| 県内        |     | 35.9%  | 243,410    | 0         | 400     | 0       | 27,720    | 49,140    | 50,820    | 65,740    | 34,830    | 14,560    | 0         | 200       | 0         |
|           |     | 34.4%  | 8,336,129  | 0         | 16,800  | 0       | 846,143   | 2,044,424 | 2,054,430 | 1,667,085 | 1,054,463 | 643,335   | 0         | 9,450     | 0         |
| 曾於市       |     | 2.6%   | 17,970     | 0         | 0       | 0       | 0         | 0         | 0         | 0         | 8,780     | 7,350     | 1,840     | 0         | 0         |
|           |     | 0.7%   | 177,807    | 0         | 0       | 0       | 0         | 0         | 0         | 0         | 56,333    | 95,172    | 26,303    | 0         | 0         |
| 霧島市       |     | 0.0%   | 0          | 0         | 0       | 0       | 0         | 0         | 0         | 0         | 0         | 0         | 0         | 0         | 0         |
|           |     | 0.0%   | 0          | 0         | 0       | 0       | 0         | 0         | 0         | 0         | 0         | 0         | 0         | 0         | 0         |
| 鹿児島<br>県内 |     | 1.6%   | 11,010     | 40        | 1,030   | 560     | 0         | 160       | 0         | 0         | 2,550     | 2,860     | 1,040     | 1,470     | 1,300     |
|           |     | 5.9%   | 1,428,914  | 2,100     | 64,523  | 32,760  | 0         | 16,800    | 0         | 0         | 303,975   | 473,319   | 150,192   | 189,735   | 195,510   |
| 熊本        |     | 6.4%   | 43,735     | 0         | 2,250   | 12,570  | 12,730    | 4,835     | 6,275     | 3,200     | 500       | 1,125     | 0         | 250       | 0         |
|           |     | 4.8%   | 1,161,353  | 0         | 81,375  | 307,440 | 328,151   | 160,886   | 173,644   | 30,056    | 17,850    | 52,763    | 0         | 9,188     | 0         |
| 大分        |     | 0.0%   | 0          | 0         | 0       | 0       | 0         | 0         | 0         | 0         | 0         | 0         | 0         | 0         | 0         |
|           |     | 0.0%   | 0          | 0         | 0       | 0       | 0         | 0         | 0         | 0         | 0         | 0         | 0         | 0         | 0         |
| 福岡        |     | 7.4%   | 50,075     | 0         | 50      | 4,300   | 6,350     | 3,530     | 12,860    | 7,325     | 0         | 500       | 1,000     | 2,700     | 11,460    |
|           |     | 4.1%   | 985,976    | 0         | 1,575   | 47,933  | 127,995   | 135,135   | 316,785   | 140,516   | 0         | 26,250    | 23,100    | 52,763    | 113,925   |
| 佐賀        |     | 0.0%   | 0          | 0         | 0       | 0       | 0         | 0         | 0         | 0         | 0         | 0         | 0         | 0         | 0         |
|           |     | 0.0%   | 0          | 0         | 0       | 0       | 0         | 0         | 0         | 0         | 0         | 0         | 0         | 0         | 0         |
| 長崎        |     | 0.0%   | 0          | 0         | 0       | 0       | 0         | 0         | 0         | 0         | 0         | 0         | 0         | 0         | 0         |
|           |     | 0.0%   | 0          | 0         | 0       | 0       | 0         | 0         | 0         | 0         | 0         | 0         | 0         | 0         | 0         |
| 沖縄        |     | 28.3%  | 191,830    | 54,150    | 18,600  | 1,000   | 0         | 0         | 0         | 0         | 2,900     | 9,020     | 19,390    | 24,540    | 62,230    |
|           |     | 24.3%  | 5,899,583  | 1,904,280 | 594,825 | 35,700  | 0         | 0         | 0         | 0         | 78,750    | 347,445   | 789,968   | 865,725   | 1,282,890 |
| その他<br>県外 |     | 0.2%   | 1,050      | 0         | 0       | 0       | 0         | 0         | 0         | 250       | 0         | 800       | 0         | 0         | 0         |
|           |     | 0.1%   | 12,128     | 0         | 0       | 0       | 0         | 0         | 0         | 3,938     | -3,150    | 840       | 4,200     | 6,300     | 0         |



## 切花

上段:数量:本  
下段:金額:円

| 品目名       | 産地名 | 産地別割合  | 合計          | 4月         | 5月         | 6月         | 7月         | 8月         | 9月         | 10月        | 11月        | 12月        | 1月         | 2月         | 3月         |
|-----------|-----|--------|-------------|------------|------------|------------|------------|------------|------------|------------|------------|------------|------------|------------|------------|
| 合計        |     | 100.0% | 4,263,974   | 363,350    | 314,060    | 308,180    | 345,510    | 381,090    | 311,035    | 335,359    | 309,180    | 466,905    | 307,400    | 349,125    | 472,780    |
|           |     | 100.0% | 206,330,628 | 17,546,603 | 15,602,160 | 13,383,043 | 15,644,874 | 24,118,826 | 17,973,727 | 14,550,485 | 12,709,872 | 27,521,503 | 15,294,426 | 15,105,846 | 16,879,265 |
| 単価        |     |        | 48          | 48         | 50         | 43         | 45         | 63         | 58         | 43         | 41         | 59         | 50         | 43         | 36         |
| 前年<br>対比  |     |        | 113.1%      | 105.2%     | 111.4%     | 127.9%     | 108.3%     | 105.4%     | 102.6%     | 138.4%     | 109.3%     | 100.7%     | 106.6%     | 126.2%     | 129.3%     |
|           |     |        | 109.8%      | 134.6%     | 131.3%     | 93.1%      | 84.9%      | 116.2%     | 111.3%     | 98.3%      | 112.8%     | 121.2%     | 123.7%     | 116.5%     | 87.8%      |
| 市内        |     | 1.7%   | 71,165      | 200        | 0          | 0          | 100        | 0          | 105        | 1,890      | 9,060      | 18,330     | 8,260      | 6,720      | 26,500     |
|           |     | 1.3%   | 2,688,578   | 12,600     | 0          | 0          | 2,520      | 0          | 2,730      | 61,320     | 326,865    | 1,147,125  | 306,075    | 254,048    | 575,295    |
| 三股町       |     | 0.0%   | 200         | 0          | 0          | 0          | 200        | 0          | 0          | 0          | 0          | 0          | 0          | 0          | 0          |
|           |     | 0.0%   | 7,350       | 0          | 0          | 0          | 7,350      | 0          | 0          | 0          | 0          | 0          | 0          | 0          | 0          |
| 西諸<br>県郡  |     | 0.6%   | 23,950      | 220        | 0          | 2,500      | 6,290      | 7,150      | 4,460      | 1,930      | 0          | 700        | 0          | 0          | 700        |
|           |     | 0.5%   | 1,065,540   | 14,910     | 0          | 82,845     | 243,390    | 424,620    | 174,090    | 58,485     | 0          | 37,800     | 0          | 0          | 29,400     |
| 県内        |     | 2.1%   | 89,400      | 0          | 930        | 6,930      | 14,410     | 18,360     | 6,550      | 33,580     | 1,690      | 5,200      | 680        | 1,070      | 0          |
|           |     | 2.0%   | 4,050,491   | 0          | 71,505     | 306,548    | 595,907    | 1,222,599  | 359,468    | 822,570    | 64,943     | 521,430    | 34,965     | 50,558     | 0          |
| 曾於市       |     | 6.2%   | 263,760     | 21,250     | 21,660     | 20,070     | 23,230     | 25,030     | 12,300     | 22,400     | 26,140     | 26,050     | 19,930     | 17,660     | 28,040     |
|           |     | 5.4%   | 11,107,299  | 808,605    | 960,803    | 739,316    | 910,088    | 1,498,875  | 696,623    | 884,783    | 910,088    | 1,366,733  | 766,343    | 629,013    | 936,033    |
| 霧島市       |     | 0.8%   | 32,910      | 0          | 0          | 0          | 0          | 1,920      | 2,430      | 4,580      | 6,330      | 10,950     | 6,700      | 0          | 0          |
|           |     | 0.7%   | 1,405,908   | 0          | 0          | 0          | 0          | 120,813    | 108,465    | 160,230    | 253,313    | 468,038    | 295,050    | 0          | 0          |
| 鹿児島<br>県内 |     | 23.3%  | 994,125     | 114,710    | 66,490     | 62,870     | 59,540     | 81,860     | 48,190     | 33,630     | 29,740     | 110,250    | 88,570     | 119,205    | 179,070    |
|           |     | 18.9%  | 38,959,011  | 4,254,338  | 2,790,900  | 2,383,920  | 2,281,073  | 4,463,424  | 2,509,616  | 1,534,250  | 1,296,383  | 5,829,600  | 3,531,308  | 3,827,523  | 4,256,679  |
| 熊本        |     | 6.0%   | 257,480     | 6,090      | 21,060     | 19,660     | 28,850     | 7,660      | 25,075     | 12,790     | 20,350     | 42,565     | 24,670     | 23,410     | 25,300     |
|           |     | 6.2%   | 12,798,597  | 252,945    | 1,004,535  | 589,675    | 1,256,850  | 458,378    | 1,315,676  | 549,071    | 847,287    | 2,440,520  | 1,510,215  | 1,273,125  | 1,300,320  |
| 大分        |     | 0.0%   | 80          | 0          | 0          | 0          | 0          | 0          | 80         | 0          | 0          | 0          | 0          | 0          | 0          |
|           |     | 0.0%   | 5,880       | 0          | 0          | 0          | 0          | 0          | 5,880      | 0          | 0          | 0          | 0          | 0          | 0          |
| 福岡        |     | 31.9%  | 1,361,229   | 127,480    | 117,500    | 116,340    | 121,660    | 123,860    | 12,060     | 137,129    | 137,140    | 159,170    | 94,700     | 99,320     | 114,870    |
|           |     | 32.9%  | 67,788,063  | 6,615,630  | 5,859,105  | 5,515,545  | 6,102,285  | 7,104,405  | 673,995    | 6,428,142  | 5,879,160  | 8,559,338  | 4,982,901  | 4,730,775  | 5,336,783  |
| 佐賀        |     | 2.4%   | 102,005     | 0          | 0          | 0          | 0          | 0          | 102,005    | 0          | 0          | 0          | 0          | 0          | 0          |
|           |     | 2.7%   | 5,582,955   | 0          | 0          | 0          | 0          | 0          | 5,582,955  | 0          | 0          | 0          | 0          | 0          | 0          |
| 長崎        |     | 0.0%   | 0           | 0          | 0          | 0          | 0          | 0          | 0          | 0          | 0          | 0          | 0          | 0          | 0          |
|           |     | 0.0%   | 0           | 0          | 0          | 0          | 0          | 0          | 0          | 0          | 0          | 0          | 0          | 0          | 0          |
| 沖縄        |     | 0.0%   | 1,200       | 400        | 0          | 0          | 0          | 0          | 0          | 0          | 0          | 0          | 0          | 800        | 0          |
|           |     | 0.0%   | 49,350      | 15,750     | 0          | 0          | 0          | 0          | 0          | 0          | 0          | 0          | 0          | 33,600     | 0          |
| その他<br>県外 |     | 25.0%  | 1,066,470   | 93,000     | 86,420     | 79,810     | 91,230     | 115,250    | 97,780     | 87,430     | 78,730     | 93,690     | 63,890     | 80,940     | 98,300     |
|           |     | 29.5%  | 60,821,607  | 5,571,825  | 4,915,313  | 3,765,195  | 4,245,413  | 8,825,712  | 6,544,230  | 4,051,635  | 3,131,835  | 7,150,920  | 3,867,570  | 4,307,205  | 4,444,755  |

## スプレー菊

## 切花

上段:数量:本  
下段:金額:円

| 品目名       | 産地名 | 産地別割合  | 合計         | 4月        | 5月        | 6月      | 7月        | 8月        | 9月        | 10月       | 11月       | 12月       | 1月        | 2月        | 3月        |
|-----------|-----|--------|------------|-----------|-----------|---------|-----------|-----------|-----------|-----------|-----------|-----------|-----------|-----------|-----------|
| 合計        |     | 100.0% | 511,664    | 25,890    | 46,547    | 24,999  | 33,502    | 57,971    | 57,618    | 41,580    | 44,105    | 68,473    | 33,416    | 36,893    | 40,670    |
|           |     | 100.0% | 23,423,636 | 1,082,235 | 2,141,213 | 901,945 | 1,582,865 | 2,928,424 | 2,527,098 | 2,074,118 | 2,025,881 | 3,553,993 | 1,532,685 | 1,432,295 | 1,640,888 |
| 単価        |     |        | 46         | 42        | 46        | 36      | 47        | 51        | 44        | 50        | 46        | 52        | 46        | 39        | 40        |
| 前年対比      |     |        | 113.8%     | 104.8%    | 125.9%    | 91.1%   | 87.3%     | 104.4%    | 117.7%    | 105.9%    | 127.5%    | 133.3%    | 123.5%    | 147.8%    | 100.6%    |
|           |     |        | 107.1%     | 88.9%     | 91.6%     | 64.3%   | 88.8%     | 113.3%    | 119.7%    | 100.5%    | 139.5%    | 146.1%    | 134.5%    | 118.4%    | 76.6%     |
| 市内        |     | 0.0%   | 0          | 0         | 0         | 0       | 0         | 0         | 0         | 0         | 0         | 0         | 0         | 0         | 0         |
|           |     | 0.0%   | 0          | 0         | 0         | 0       | 0         | 0         | 0         | 0         | 0         | 0         | 0         | 0         | 0         |
| 三股町       |     | 0.0%   | 0          | 0         | 0         | 0       | 0         | 0         | 0         | 0         | 0         | 0         | 0         | 0         | 0         |
|           |     | 0.0%   | 0          | 0         | 0         | 0       | 0         | 0         | 0         | 0         | 0         | 0         | 0         | 0         | 0         |
| 西諸<br>県郡  |     | 0.0%   | 0          | 0         | 0         | 0       | 0         | 0         | 0         | 0         | 0         | 0         | 0         | 0         | 0         |
|           |     | 0.0%   | 0          | 0         | 0         | 0       | 0         | 0         | 0         | 0         | 0         | 0         | 0         | 0         | 0         |
| 県内        |     | 0.0%   | 0          | 0         | 0         | 0       | 0         | 0         | 0         | 0         | 0         | 0         | 0         | 0         | 0         |
|           |     | 0.0%   | 0          | 0         | 0         | 0       | 0         | 0         | 0         | 0         | 0         | 0         | 0         | 0         | 0         |
| 曾於市       |     | 0.0%   | 0          | 0         | 0         | 0       | 0         | 0         | 0         | 0         | 0         | 0         | 0         | 0         | 0         |
|           |     | 0.0%   | 0          | 0         | 0         | 0       | 0         | 0         | 0         | 0         | 0         | 0         | 0         | 0         | 0         |
| 霧島市       |     | 0.0%   | 0          | 0         | 0         | 0       | 0         | 0         | 0         | 0         | 0         | 0         | 0         | 0         | 0         |
|           |     | 0.0%   | 0          | 0         | 0         | 0       | 0         | 0         | 0         | 0         | 0         | 0         | 0         | 0         | 0         |
| 鹿児島<br>県内 |     | 0.3%   | 1,400      | 900       | 500       | 0       | 0         | 0         | 0         | 0         | 0         | 0         | 0         | 0         | 0         |
|           |     | 0.3%   | 62,213     | 32,288    | 29,925    | 0       | 0         | 0         | 0         | 0         | 0         | 0         | 0         | 0         | 0         |
| 熊本        |     | 0.0%   | 0          | 0         | 0         | 0       | 0         | 0         | 0         | 0         | 0         | 0         | 0         | 0         | 0         |
|           |     | 0.0%   | 0          | 0         | 0         | 0       | 0         | 0         | 0         | 0         | 0         | 0         | 0         | 0         | 0         |
| 大分        |     | 0.0%   | 0          | 0         | 0         | 0       | 0         | 0         | 0         | 0         | 0         | 0         | 0         | 0         | 0         |
|           |     | 0.0%   | 0          | 0         | 0         | 0       | 0         | 0         | 0         | 0         | 0         | 0         | 0         | 0         | 0         |
| 福岡        |     | 80.6%  | 412,343    | 13,700    | 26,767    | 15,649  | 33,352    | 53,270    | 55,868    | 39,770    | 39,155    | 59,693    | 27,186    | 24,873    | 23,060    |
|           |     | 83.2%  | 19,490,095 | 569,048   | 1,233,960 | 633,092 | 1,577,877 | 2,784,395 | 2,483,261 | 1,994,843 | 1,855,455 | 3,161,030 | 1,237,635 | 1,035,920 | 923,580   |
| 佐賀        |     | 13.8%  | 70,440     | 10,490    | 14,500    | 9,350   | 150       | 300       | 1,350     | 1,810     | 2,750     | 1,730     | 5,830     | 8,120     | 14,060    |
|           |     | 13.3%  | 3,126,333  | 462,000   | 748,703   | 268,853 | 4,988     | 5,775     | 38,588    | 79,275    | 134,201   | 105,158   | 284,288   | 329,175   | 665,333   |
| 長崎        |     | 0.0%   | 0          | 0         | 0         | 0       | 0         | 0         | 0         | 0         | 0         | 0         | 0         | 0         | 0         |
|           |     | 0.0%   | 0          | 0         | 0         | 0       | 0         | 0         | 0         | 0         | 0         | 0         | 0         | 0         | 0         |
| 沖縄        |     | 0.0%   | 0          | 0         | 0         | 0       | 0         | 0         | 0         | 0         | 0         | 0         | 0         | 0         | 0         |
|           |     | 0.0%   | 0          | 0         | 0         | 0       | 0         | 0         | 0         | 0         | 0         | 0         | 0         | 0         | 0         |
| その他<br>県外 |     | 5.4%   | 27,481     | 800       | 4,780     | 0       | 0         | 4,401     | 400       | 0         | 2,200     | 7,050     | 400       | 3,900     | 3,550     |
|           |     | 3.2%   | 744,996    | 18,900    | 128,625   | 0       | 0         | 138,254   | 5,250     | 0         | 36,225    | 287,805   | 10,763    | 67,200    | 51,975    |

カーネーション

## 切花

上段:数量:本  
下段:金額:円

| 品目名       | 産地名 | 産地別割合  | 合計         | 4月        | 5月        | 6月        | 7月        | 8月        | 9月        | 10月       | 11月       | 12月       | 1月        | 2月        | 3月        |
|-----------|-----|--------|------------|-----------|-----------|-----------|-----------|-----------|-----------|-----------|-----------|-----------|-----------|-----------|-----------|
| 合計        |     | 100.0% | 1,008,372  | 94,060    | 148,420   | 79,539    | 53,521    | 81,002    | 83,492    | 80,212    | 72,065    | 90,531    | 65,000    | 63,600    | 96,930    |
|           |     | 100.0% | 45,375,897 | 3,799,583 | 5,307,687 | 2,217,873 | 2,698,642 | 4,394,759 | 4,086,647 | 4,123,775 | 3,462,454 | 5,073,175 | 3,142,650 | 2,773,523 | 4,295,130 |
| 単価        |     |        | 45         | 40        | 36        | 28        | 50        | 54        | 49        | 51        | 48        | 56        | 48        | 44        | 44        |
| 前年<br>対比  |     |        | 99.7%      | 89.0%     | 96.9%     | 92.4%     | 87.2%     | 116.9%    | 157.5%    | 105.4%    | 121.7%    | 95.7%     | 99.9%     | 90.4%     | 82.7%     |
|           |     |        | 96.2%      | 97.4%     | 88.5%     | 69.6%     | 99.5%     | 112.3%    | 134.9%    | 103.6%    | 132.2%    | 105.0%    | 103.9%    | 78.0%     | 67.2%     |
| 市内        |     | 0.0%   | 0          | 0         | 0         | 0         | 0         | 0         | 0         | 0         | 0         | 0         | 0         | 0         | 0         |
|           |     | 0.0%   | 0          | 0         | 0         | 0         | 0         | 0         | 0         | 0         | 0         | 0         | 0         | 0         | 0         |
| 三股町       |     | 0.0%   | 0          | 0         | 0         | 0         | 0         | 0         | 0         | 0         | 0         | 0         | 0         | 0         | 0         |
|           |     | 0.0%   | 0          | 0         | 0         | 0         | 0         | 0         | 0         | 0         | 0         | 0         | 0         | 0         | 0         |
| 西諸<br>県郡  |     | 0.0%   | 0          | 0         | 0         | 0         | 0         | 0         | 0         | 0         | 0         | 0         | 0         | 0         | 0         |
|           |     | 0.0%   | 0          | 0         | 0         | 0         | 0         | 0         | 0         | 0         | 0         | 0         | 0         | 0         | 0         |
| 県内        |     | 7.0%   | 70,930     | 17,450    | 17,800    | 0         | 0         | 0         | 0         | 0         | 2,000     | 5,450     | 8,050     | 7,800     | 12,380    |
|           |     | 8.8%   | 4,000,343  | 854,700   | 1,083,600 | 0         | 0         | 0         | 0         | 0         | 101,850   | 342,300   | 438,113   | 418,163   | 761,618   |
| 曾於市       |     | 0.0%   | 0          | 0         | 0         | 0         | 0         | 0         | 0         | 0         | 0         | 0         | 0         | 0         | 0         |
|           |     | 0.0%   | 0          | 0         | 0         | 0         | 0         | 0         | 0         | 0         | 0         | 0         | 0         | 0         | 0         |
| 霧島市       |     | 0.0%   | 0          | 0         | 0         | 0         | 0         | 0         | 0         | 0         | 0         | 0         | 0         | 0         | 0         |
|           |     | 0.0%   | 0          | 0         | 0         | 0         | 0         | 0         | 0         | 0         | 0         | 0         | 0         | 0         | 0         |
| 鹿児島<br>県内 |     | 0.9%   | 8,975      | 3,700     | 3,900     | 0         | 0         | 0         | 0         | 0         | 325       | 50        | 0         | 300       | 700       |
|           |     | 0.9%   | 399,263    | 140,700   | 194,775   | 0         | 0         | 0         | 0         | 0         | 12,075    | 2,625     | 0         | 14,700    | 34,388    |
| 熊本        |     | 0.0%   | 0          | 0         | 0         | 0         | 0         | 0         | 0         | 0         | 0         | 0         | 0         | 0         | 0         |
|           |     | 0.0%   | 0          | 0         | 0         | 0         | 0         | 0         | 0         | 0         | 0         | 0         | 0         | 0         | 0         |
| 大分        |     | 0.0%   | 0          | 0         | 0         | 0         | 0         | 0         | 0         | 0         | 0         | 0         | 0         | 0         | 0         |
|           |     | 0.0%   | 0          | 0         | 0         | 0         | 0         | 0         | 0         | 0         | 0         | 0         | 0         | 0         | 0         |
| 福岡        |     | 63.3%  | 638,472    | 15,810    | 44,270    | 15,514    | 50,971    | 80,302    | 83,067    | 78,212    | 64,490    | 78,906    | 48,730    | 40,200    | 38,000    |
|           |     | 68.3%  | 31,011,262 | 661,238   | 1,332,959 | 633,896   | 2,631,179 | 4,371,397 | 4,074,572 | 4,054,213 | 3,175,541 | 4,420,862 | 2,356,620 | 1,752,660 | 1,546,125 |
| 佐賀        |     | 27.1%  | 273,550    | 57,100    | 80,250    | 63,750    | 2,550     | 0         | 0         | 1,850     | 4,850     | 3,250     | 6,300     | 13,700    | 39,950    |
|           |     | 21.1%  | 9,575,606  | 2,142,945 | 2,669,809 | 1,577,940 | 67,463    | 0         | 0         | 64,838    | 163,013   | 177,975   | 298,725   | 550,725   | 1,862,175 |
| 長崎        |     | 0.0%   | 0          | 0         | 0         | 0         | 0         | 0         | 0         | 0         | 0         | 0         | 0         | 0         | 0         |
|           |     | 0.0%   | 0          | 0         | 0         | 0         | 0         | 0         | 0         | 0         | 0         | 0         | 0         | 0         | 0         |
| 沖縄        |     | 0.0%   | 0          | 0         | 0         | 0         | 0         | 0         | 0         | 0         | 0         | 0         | 0         | 0         | 0         |
|           |     | 0.0%   | 0          | 0         | 0         | 0         | 0         | 0         | 0         | 0         | 0         | 0         | 0         | 0         | 0         |
| その他<br>県外 |     | 1.6%   | 16,445     | 0         | 2,200     | 275       | 0         | 700       | 425       | 150       | 400       | 2,875     | 1,920     | 1,600     | 5,900     |
|           |     | 0.9%   | 389,424    | 0         | 26,544    | 6,038     | 0         | 23,363    | 12,075    | 4,725     | 9,975     | 129,413   | 49,193    | 37,275    | 90,825    |

## 切花

上段:数量:本  
下段:金額:円

| 品目名       | 産地名 | 産地別割合  | 合計        | 4月      | 5月      | 6月      | 7月      | 8月      | 9月      | 10月     | 11月     | 12月     | 1月      | 2月      | 3月      |
|-----------|-----|--------|-----------|---------|---------|---------|---------|---------|---------|---------|---------|---------|---------|---------|---------|
| 合計        |     | 100.0% | 99,880    | 9,650   | 9,500   | 5,670   | 16,290  | 7,300   | 1,560   | 3,890   | 8,620   | 11,300  | 8,520   | 6,260   | 11,320  |
|           |     | 100.0% | 4,769,384 | 388,217 | 386,295 | 284,109 | 854,595 | 468,405 | 108,591 | 245,018 | 390,180 | 668,262 | 348,338 | 212,573 | 414,803 |
| 単価        |     |        | 48        | 40      | 41      | 50      | 52      | 64      | 70      | 63      | 45      | 59      | 41      | 34      | 37      |
| 前年<br>対比  |     |        | 83.9%     | 88.6%   | 66.3%   | 193.5%  | 176.1%  | 84.3%   | 33.9%   | 58.0%   | 45.3%   | 59.3%   | 313.2%  | 70.9%   | 93.9%   |
|           |     |        | 87.2%     | 90.7%   | 82.4%   | 152.0%  | 153.9%  | 82.4%   | 36.3%   | 54.0%   | 58.3%   | 96.2%   | 246.5%  | 49.8%   | 72.0%   |
| 市内        |     | 0.0%   | 0         | 0       | 0       | 0       | 0       | 0       | 0       | 0       | 0       | 0       | 0       | 0       | 0       |
|           |     | 0.0%   | 0         | 0       | 0       | 0       | 0       | 0       | 0       | 0       | 0       | 0       | 0       | 0       | 0       |
| 三股町       |     | 0.0%   | 0         | 0       | 0       | 0       | 0       | 0       | 0       | 0       | 0       | 0       | 0       | 0       | 0       |
|           |     | 0.0%   | 0         | 0       | 0       | 0       | 0       | 0       | 0       | 0       | 0       | 0       | 0       | 0       | 0       |
| 西諸<br>県郡  |     | 0.0%   | 0         | 0       | 0       | 0       | 0       | 0       | 0       | 0       | 0       | 0       | 0       | 0       | 0       |
|           |     | 0.0%   | 0         | 0       | 0       | 0       | 0       | 0       | 0       | 0       | 0       | 0       | 0       | 0       | 0       |
| 県内        |     | 0.0%   | 0         | 0       | 0       | 0       | 0       | 0       | 0       | 0       | 0       | 0       | 0       | 0       | 0       |
|           |     | 0.0%   | 0         | 0       | 0       | 0       | 0       | 0       | 0       | 0       | 0       | 0       | 0       | 0       | 0       |
| 曾於市       |     | 0.1%   | 70        | 0       | 0       | 30      | 40      | 0       | 0       | 0       | 0       | 0       | 0       | 0       | 0       |
|           |     | 0.0%   | 735       | 0       | 0       | 315     | 420     | 0       | 0       | 0       | 0       | 0       | 0       | 0       | 0       |
| 霧島市       |     | 0.0%   | 0         | 0       | 0       | 0       | 0       | 0       | 0       | 0       | 0       | 0       | 0       | 0       | 0       |
|           |     | 0.0%   | 0         | 0       | 0       | 0       | 0       | 0       | 0       | 0       | 0       | 0       | 0       | 0       | 0       |
| 鹿児島<br>県内 |     | 61.7%  | 61,590    | 9,450   | 9,100   | 1,780   | 0       | 0       | 0       | 0       | 7,820   | 10,820  | 8,020   | 4,660   | 9,940   |
|           |     | 56.2%  | 2,678,865 | 375,617 | 362,145 | 82,037  | 0       | 0       | 0       | 0       | 345,030 | 640,752 | 331,695 | 167,003 | 374,588 |
| 熊本        |     | 23.7%  | 23,630    | 0       | 0       | 1,960   | 14,650  | 5,310   | 860     | 650     | 0       | 0       | 200     | 0       | 0       |
|           |     | 27.6%  | 1,316,984 | 0       | 0       | 107,310 | 785,925 | 324,660 | 53,046  | 41,580  | 0       | 0       | 4,463   | 0       | 0       |
| 大分        |     | 0.0%   | 0         | 0       | 0       | 0       | 0       | 0       | 0       | 0       | 0       | 0       | 0       | 0       | 0       |
|           |     | 0.0%   | 0         | 0       | 0       | 0       | 0       | 0       | 0       | 0       | 0       | 0       | 0       | 0       | 0       |
| 福岡        |     | 8.1%   | 8,110     | 200     | 400     | 1,300   | 1,090   | 220     | 0       | 2,740   | 800     | 480     | 300     | 200     | 380     |
|           |     | 8.8%   | 421,155   | 12,600  | 24,150  | 65,153  | 40,740  | 11,340  | 0       | 166,058 | 45,150  | 27,510  | 12,180  | 6,300   | 9,975   |
| 佐賀        |     | 0.0%   | 0         | 0       | 0       | 0       | 0       | 0       | 0       | 0       | 0       | 0       | 0       | 0       | 0       |
|           |     | 0.0%   | 0         | 0       | 0       | 0       | 0       | 0       | 0       | 0       | 0       | 0       | 0       | 0       | 0       |
| 長崎        |     | 0.0%   | 0         | 0       | 0       | 0       | 0       | 0       | 0       | 0       | 0       | 0       | 0       | 0       | 0       |
|           |     | 0.0%   | 0         | 0       | 0       | 0       | 0       | 0       | 0       | 0       | 0       | 0       | 0       | 0       | 0       |
| 沖縄        |     | 0.0%   | 0         | 0       | 0       | 0       | 0       | 0       | 0       | 0       | 0       | 0       | 0       | 0       | 0       |
|           |     | 0.0%   | 0         | 0       | 0       | 0       | 0       | 0       | 0       | 0       | 0       | 0       | 0       | 0       | 0       |
| その他<br>県外 |     | 6.5%   | 6,480     | 0       | 0       | 600     | 510     | 1,770   | 700     | 500     | 0       | 0       | 0       | 1,400   | 1,000   |
|           |     | 7.4%   | 351,645   | 0       | 0       | 29,295  | 27,510  | 132,405 | 55,545  | 37,380  | 0       | 0       | 0       | 39,270  | 30,240  |

## ガラスオラス

## 切花

上段:数量:本  
下段:金額:円

| 品目名       | 産地名 | 産地別割合  | 合計         | 4月        | 5月        | 6月        | 7月        | 8月        | 9月        | 10月       | 11月       | 12月       | 1月        | 2月        | 3月        |
|-----------|-----|--------|------------|-----------|-----------|-----------|-----------|-----------|-----------|-----------|-----------|-----------|-----------|-----------|-----------|
| 合計        |     | 100.0% | 663,506    | 56,053    | 66,558    | 63,126    | 62,575    | 61,792    | 51,975    | 61,282    | 58,787    | 49,156    | 34,816    | 29,621    | 67,765    |
|           |     | 100.0% | 40,636,160 | 3,019,574 | 3,176,749 | 2,762,849 | 2,867,718 | 2,715,830 | 3,186,272 | 3,701,875 | 4,292,048 | 4,111,716 | 2,531,435 | 2,566,904 | 5,703,191 |
| 単価        |     |        | 61         | 54        | 48        | 44        | 46        | 44        | 61        | 60        | 73        | 84        | 73        | 87        | 84        |
| 前年<br>対比  |     |        | 85.6%      | 69.0%     | 74.7%     | 82.4%     | 68.9%     | 98.3%     | 76.5%     | 89.9%     | 105.8%    | 105.3%    | 72.9%     | 86.1%     | 124.8%    |
|           |     |        | 87.5%      | 81.3%     | 68.9%     | 75.8%     | 81.8%     | 108.8%    | 77.6%     | 89.7%     | 129.2%    | 87.0%     | 81.8%     | 76.8%     | 98.8%     |
| 市内        |     | 6.5%   | 43,135     | 5,810     | 6,980     | 5,840     | 2,245     | 2,550     | 3,340     | 4,720     | 6,525     | 3,225     | 1,700     | 200       | 0         |
|           |     | 4.8%   | 1,938,326  | 181,519   | 305,944   | 255,019   | 95,104    | 87,071    | 147,368   | 222,626   | 363,484   | 172,568   | 93,975    | 13,650    | 0         |
| 三股町       |     | 0.0%   | 0          | 0         | 0         | 0         | 0         | 0         | 0         | 0         | 0         | 0         | 0         | 0         | 0         |
|           |     | 0.0%   | 0          | 0         | 0         | 0         | 0         | 0         | 0         | 0         | 0         | 0         | 0         | 0         | 0         |
| 西諸<br>県郡  |     | 0.0%   | 0          | 0         | 0         | 0         | 0         | 0         | 0         | 0         | 0         | 0         | 0         | 0         | 0         |
|           |     | 0.0%   | 0          | 0         | 0         | 0         | 0         | 0         | 0         | 0         | 0         | 0         | 0         | 0         | 0         |
| 県内        |     | 5.1%   | 33,767     | 1,893     | 1,614     | 2,223     | 4,099     | 4,289     | 3,330     | 2,910     | 2,424     | 1,083     | 1,420     | 1,341     | 7,141     |
|           |     | 4.8%   | 1,959,395  | 86,252    | 75,149    | 104,638   | 187,635   | 168,352   | 147,273   | 125,055   | 136,038   | 71,894    | 100,695   | 106,313   | 650,102   |
| 曾於市       |     | 35.3%  | 234,393    | 21,432    | 24,166    | 27,039    | 24,827    | 24,549    | 18,932    | 19,509    | 18,347    | 15,672    | 10,633    | 10,062    | 19,225    |
|           |     | 37.6%  | 15,296,778 | 1,368,297 | 1,471,019 | 1,217,165 | 1,192,916 | 1,088,120 | 1,086,404 | 1,270,626 | 1,394,505 | 1,335,469 | 895,314   | 923,874   | 2,053,070 |
| 霧島市       |     | 0.0%   | 0          | 0         | 0         | 0         | 0         | 0         | 0         | 0         | 0         | 0         | 0         | 0         | 0         |
|           |     | 0.0%   | 0          | 0         | 0         | 0         | 0         | 0         | 0         | 0         | 0         | 0         | 0         | 0         | 0         |
| 鹿児島<br>県内 |     | 0.0%   | 0          | 0         | 0         | 0         | 0         | 0         | 0         | 0         | 0         | 0         | 0         | 0         | 0         |
|           |     | 0.0%   | 0          | 0         | 0         | 0         | 0         | 0         | 0         | 0         | 0         | 0         | 0         | 0         | 0         |
| 熊本        |     | 0.5%   | 3,270      | 0         | 1,005     | 100       | 275       | 1,070     | 150       | 0         | 330       | 340       | 0         | 0         | 0         |
|           |     | 0.3%   | 127,208    | 0         | 25,410    | 3,675     | 4,988     | 31,815    | 7,875     | 0         | 28,035    | 25,410    | 0         | 0         | 0         |
| 大分        |     | 0.0%   | 0          | 0         | 0         | 0         | 0         | 0         | 0         | 0         | 0         | 0         | 0         | 0         | 0         |
|           |     | 0.0%   | 0          | 0         | 0         | 0         | 0         | 0         | 0         | 0         | 0         | 0         | 0         | 0         | 0         |
| 福岡        |     | 30.2%  | 200,178    | 15,068    | 19,088    | 11,734    | 16,494    | 15,614    | 18,414    | 19,763    | 20,072    | 16,456    | 12,803    | 10,398    | 24,274    |
|           |     | 33.6%  | 13,644,934 | 765,665   | 746,099   | 514,295   | 745,327   | 705,642   | 1,288,513 | 1,358,627 | 1,717,832 | 1,671,101 | 974,043   | 1,004,997 | 2,152,794 |
| 佐賀        |     | 0.0%   | 0          | 0         | 0         | 0         | 0         | 0         | 0         | 0         | 0         | 0         | 0         | 0         | 0         |
|           |     | 0.0%   | 0          | 0         | 0         | 0         | 0         | 0         | 0         | 0         | 0         | 0         | 0         | 0         | 0         |
| 長崎        |     | 0.0%   | 0          | 0         | 0         | 0         | 0         | 0         | 0         | 0         | 0         | 0         | 0         | 0         | 0         |
|           |     | 0.0%   | 0          | 0         | 0         | 0         | 0         | 0         | 0         | 0         | 0         | 0         | 0         | 0         | 0         |
| 沖縄        |     | 0.0%   | 0          | 0         | 0         | 0         | 0         | 0         | 0         | 0         | 0         | 0         | 0         | 0         | 0         |
|           |     | 0.0%   | 0          | 0         | 0         | 0         | 0         | 0         | 0         | 0         | 0         | 0         | 0         | 0         | 0         |
| その他<br>県外 |     | 22.4%  | 148,763    | 11,850    | 13,705    | 16,190    | 14,635    | 13,720    | 7,809     | 14,380    | 11,089    | 12,380    | 8,260     | 7,620     | 17,125    |
|           |     | 18.9%  | 7,669,520  | 617,841   | 553,130   | 668,057   | 641,750   | 634,830   | 508,841   | 724,941   | 652,155   | 835,275   | 467,408   | 518,070   | 847,224   |

## 切花

上段:数量:本  
下段:金額:円

| 品目名       | 産地名 | 産地別割合  | 合計        | 4月      | 5月    | 6月   | 7月   | 8月   | 9月   | 10月  | 11月     | 12月       | 1月      | 2月        | 3月        |
|-----------|-----|--------|-----------|---------|-------|------|------|------|------|------|---------|-----------|---------|-----------|-----------|
| 合計        |     | 100.0% | 122,185   | 6,440   | 800   | 0    | 0    | 0    | 0    | 0    | 4,160   | 17,710    | 23,960  | 28,085    | 41,030    |
|           |     | 100.0% | 5,450,540 | 181,335 | 6,930 | 0    | 0    | 0    | 0    | 0    | 273,735 | 1,139,828 | 919,622 | 1,143,671 | 1,785,420 |
| 単価        |     |        | 45        | 28      | 9     | 0    | 0    | 0    | 0    | 0    | 66      | 64        | 38      | 41        | 44        |
| 前年<br>対比  |     |        | 116.4%    | 45.9%   | 0.0%  | 0.0% | 0.0% | 0.0% | 0.0% | 0.0% | 154.1%  | 118.6%    | 96.6%   | 385.5%    | 109.0%    |
|           |     |        | 110.1%    | 65.5%   | 0.0%  | 0.0% | 0.0% | 0.0% | 0.0% | 0.0% | 234.8%  | 126.9%    | 82.9%   | 303.7%    | 87.0%     |
| 市内        |     | 0.1%   | 100       | 0       | 0     | 0    | 0    | 0    | 0    | 0    | 0       | 0         | 0       | 100       | 0         |
|           |     | 0.1%   | 4,725     | 0       | 0     | 0    | 0    | 0    | 0    | 0    | 0       | 0         | 0       | 4,725     | 0         |
| 三股町       |     | 0.0%   | 0         | 0       | 0     | 0    | 0    | 0    | 0    | 0    | 0       | 0         | 0       | 0         | 0         |
|           |     | 0.0%   | 0         | 0       | 0     | 0    | 0    | 0    | 0    | 0    | 0       | 0         | 0       | 0         | 0         |
| 西諸<br>県郡  |     | 0.0%   | 0         | 0       | 0     | 0    | 0    | 0    | 0    | 0    | 0       | 0         | 0       | 0         | 0         |
|           |     | 0.0%   | 0         | 0       | 0     | 0    | 0    | 0    | 0    | 0    | 0       | 0         | 0       | 0         | 0         |
| 県内        |     | 7.6%   | 9,345     | 0       | 0     | 0    | 0    | 0    | 0    | 0    | 0       | 220       | 780     | 5,985     | 2,360     |
|           |     | 9.7%   | 531,080   | 0       | 0     | 0    | 0    | 0    | 0    | 0    | 0       | 14,910    | 47,775  | 321,825   | 146,570   |
| 曾於市       |     | 0.0%   | 0         | 0       | 0     | 0    | 0    | 0    | 0    | 0    | 0       | 0         | 0       | 0         | 0         |
|           |     | 0.0%   | 0         | 0       | 0     | 0    | 0    | 0    | 0    | 0    | 0       | 0         | 0       | 0         | 0         |
| 霧島市       |     | 0.0%   | 0         | 0       | 0     | 0    | 0    | 0    | 0    | 0    | 0       | 0         | 0       | 0         | 0         |
|           |     | 0.0%   | 0         | 0       | 0     | 0    | 0    | 0    | 0    | 0    | 0       | 0         | 0       | 0         | 0         |
| 鹿児島<br>県内 |     | 0.0%   | 0         | 0       | 0     | 0    | 0    | 0    | 0    | 0    | 0       | 0         | 0       | 0         | 0         |
|           |     | 0.0%   | 0         | 0       | 0     | 0    | 0    | 0    | 0    | 0    | 0       | 0         | 0       | 0         | 0         |
| 熊本        |     | 0.0%   | 0         | 0       | 0     | 0    | 0    | 0    | 0    | 0    | 0       | 0         | 0       | 0         | 0         |
|           |     | 0.0%   | 0         | 0       | 0     | 0    | 0    | 0    | 0    | 0    | 0       | 0         | 0       | 0         | 0         |
| 大分        |     | 0.0%   | 0         | 0       | 0     | 0    | 0    | 0    | 0    | 0    | 0       | 0         | 0       | 0         | 0         |
|           |     | 0.0%   | 0         | 0       | 0     | 0    | 0    | 0    | 0    | 0    | 0       | 0         | 0       | 0         | 0         |
| 福岡        |     | 2.2%   | 2,630     | 540     | 0     | 0    | 0    | 0    | 0    | 0    | 200     | 750       | 920     | 100       | 120       |
|           |     | 2.4%   | 131,198   | 16,800  | 0     | 0    | 0    | 0    | 0    | 0    | 18,900  | 53,340    | 34,178  | 4,200     | 3,780     |
| 佐賀        |     | 0.0%   | 0         | 0       | 0     | 0    | 0    | 0    | 0    | 0    | 0       | 0         | 0       | 0         | 0         |
|           |     | 0.0%   | 0         | 0       | 0     | 0    | 0    | 0    | 0    | 0    | 0       | 0         | 0       | 0         | 0         |
| 長崎        |     | 0.0%   | 0         | 0       | 0     | 0    | 0    | 0    | 0    | 0    | 0       | 0         | 0       | 0         | 0         |
|           |     | 0.0%   | 0         | 0       | 0     | 0    | 0    | 0    | 0    | 0    | 0       | 0         | 0       | 0         | 0         |
| 沖縄        |     | 0.0%   | 0         | 0       | 0     | 0    | 0    | 0    | 0    | 0    | 0       | 0         | 0       | 0         | 0         |
|           |     | 0.0%   | 0         | 0       | 0     | 0    | 0    | 0    | 0    | 0    | 0       | 0         | 0       | 0         | 0         |
| その他<br>県外 |     | 90.1%  | 110,110   | 5,900   | 800   | 0    | 0    | 0    | 0    | 0    | 3,960   | 16,740    | 22,260  | 21,900    | 38,550    |
|           |     | 87.8%  | 4,783,538 | 164,535 | 6,930 | 0    | 0    | 0    | 0    | 0    | 254,835 | 1,071,578 | 837,669 | 812,921   | 1,635,071 |

## チューリップ

## 切花

上段:数量:本  
下段:金額:円

| 品目名   | 産地名       | 産地別割合  | 合計        | 4月      | 5月   | 6月   | 7月   | 8月   | 9月     | 10月    | 11月    | 12月    | 1月      | 2月      | 3月      |
|-------|-----------|--------|-----------|---------|------|------|------|------|--------|--------|--------|--------|---------|---------|---------|
| フリージア | 合計        | 100.0% | 51,658    | 7,180   | 0    | 0    | 0    | 0    | 1,600  | 850    | 900    | 800    | 3,270   | 9,630   | 27,428  |
|       |           | 100.0% | 1,547,159 | 148,313 | 0    | 0    | 0    | 0    | 56,700 | 24,413 | 40,163 | 57,750 | 150,360 | 376,845 | 692,617 |
| フリージア | 単価        |        | 30        | 21      | 0    | 0    | 0    | 0    | 35     | 29     | 45     | 72     | 46      | 39      | 25      |
|       |           |        | 127.0%    | 147.1%  | 0.0% | 0.0% | 0.0% | 0.0% | 400.0% | 85.0%  | 40.0%  | 40.0%  | 454.2%  | 234.9%  | 108.3%  |
| フリージア | 前年対比      |        | 107.9%    | 184.9%  | 0.0% | 0.0% | 0.0% | 0.0% | 300.0% | 48.9%  | 49.8%  | 71.4%  | 428.1%  | 230.4%  | 74.9%   |
|       |           |        | 0.0%      | 0       | 0    | 0    | 0    | 0    | 0      | 0      | 0      | 0      | 0       | 0       | 0       |
| フリージア | 市内        | 0.0%   | 0         | 0       | 0    | 0    | 0    | 0    | 0      | 0      | 0      | 0      | 0       | 0       | 0       |
|       |           | 0.0%   | 0         | 0       | 0    | 0    | 0    | 0    | 0      | 0      | 0      | 0      | 0       | 0       | 0       |
| フリージア | 三股町       | 0.0%   | 0         | 0       | 0    | 0    | 0    | 0    | 0      | 0      | 0      | 0      | 0       | 0       | 0       |
|       |           | 0.0%   | 0         | 0       | 0    | 0    | 0    | 0    | 0      | 0      | 0      | 0      | 0       | 0       | 0       |
| フリージア | 西諸<br>県郡  | 0.0%   | 0         | 0       | 0    | 0    | 0    | 0    | 0      | 0      | 0      | 0      | 0       | 0       | 0       |
|       |           | 0.0%   | 0         | 0       | 0    | 0    | 0    | 0    | 0      | 0      | 0      | 0      | 0       | 0       | 0       |
| フリージア | 県内        | 23.7%  | 12,228    | 300     | 0    | 0    | 0    | 0    | 0      | 0      | 0      | 0      | 0       | 300     | 11,628  |
|       |           | 24.9%  | 385,943   | 4,988   | 0    | 0    | 0    | 0    | 0      | 0      | 0      | 0      | 0       | 12,075  | 368,881 |
| フリージア | 曾於市       | 0.0%   | 0         | 0       | 0    | 0    | 0    | 0    | 0      | 0      | 0      | 0      | 0       | 0       | 0       |
|       |           | 0.0%   | 0         | 0       | 0    | 0    | 0    | 0    | 0      | 0      | 0      | 0      | 0       | 0       | 0       |
| フリージア | 霧島市       | 0.0%   | 0         | 0       | 0    | 0    | 0    | 0    | 0      | 0      | 0      | 0      | 0       | 0       | 0       |
|       |           | 0.0%   | 0         | 0       | 0    | 0    | 0    | 0    | 0      | 0      | 0      | 0      | 0       | 0       | 0       |
| フリージア | 鹿児島<br>県内 | 0.0%   | 0         | 0       | 0    | 0    | 0    | 0    | 0      | 0      | 0      | 0      | 0       | 0       | 0       |
|       |           | 0.0%   | 0         | 0       | 0    | 0    | 0    | 0    | 0      | 0      | 0      | 0      | 0       | 0       | 0       |
| フリージア | 熊本        | 16.9%  | 8,730     | 6,880   | 0    | 0    | 0    | 0    | 0      | 0      | 0      | 0      | 0       | 0       | 1,850   |
|       |           | 13.4%  | 207,585   | 143,325 | 0    | 0    | 0    | 0    | 0      | 0      | 0      | 0      | 0       | 0       | 64,260  |
| フリージア | 大分        | 0.0%   | 0         | 0       | 0    | 0    | 0    | 0    | 0      | 0      | 0      | 0      | 0       | 0       | 0       |
|       |           | 0.0%   | 0         | 0       | 0    | 0    | 0    | 0    | 0      | 0      | 0      | 0      | 0       | 0       | 0       |
| フリージア | 福岡        | 24.5%  | 12,650    | 0       | 0    | 0    | 0    | 0    | 0      | 50     | 500    | 800    | 3,270   | 4,830   | 3,200   |
|       |           | 33.3%  | 515,130   | 0       | 0    | 0    | 0    | 0    | 0      | 525    | 21,788 | 57,750 | 150,360 | 203,333 | 81,375  |
| フリージア | 佐賀        | 0.0%   | 0         | 0       | 0    | 0    | 0    | 0    | 0      | 0      | 0      | 0      | 0       | 0       | 0       |
|       |           | 0.0%   | 0         | 0       | 0    | 0    | 0    | 0    | 0      | 0      | 0      | 0      | 0       | 0       | 0       |
| フリージア | 長崎        | 0.0%   | 0         | 0       | 0    | 0    | 0    | 0    | 0      | 0      | 0      | 0      | 0       | 0       | 0       |
|       |           | 0.0%   | 0         | 0       | 0    | 0    | 0    | 0    | 0      | 0      | 0      | 0      | 0       | 0       | 0       |
| フリージア | 沖縄        | 0.0%   | 0         | 0       | 0    | 0    | 0    | 0    | 0      | 0      | 0      | 0      | 0       | 0       | 0       |
|       |           | 0.0%   | 0         | 0       | 0    | 0    | 0    | 0    | 0      | 0      | 0      | 0      | 0       | 0       | 0       |
| フリージア | その他<br>県外 | 34.9%  | 18,050    | 0       | 0    | 0    | 0    | 0    | 1,600  | 800    | 400    | 0      | 0       | 4,500   | 10,750  |
|       |           | 28.3%  | 438,501   | 0       | 0    | 0    | 0    | 0    | 56,700 | 23,888 | 18,375 | 0      | 0       | 161,438 | 178,101 |

## 切花

上段:数量:本  
下段:金額:円

| 品目名       | 産地名 | 産地別割合  | 合計        | 4月      | 5月      | 6月      | 7月      | 8月        | 9月      | 10月     | 11月     | 12月       | 1月      | 2月      | 3月      |
|-----------|-----|--------|-----------|---------|---------|---------|---------|-----------|---------|---------|---------|-----------|---------|---------|---------|
| 合計        |     | 100.0% | 131,099   | 6,220   | 6,310   | 8,450   | 15,331  | 35,298    | 8,505   | 7,595   | 1,440   | 12,800    | 9,575   | 6,285   | 13,290  |
|           |     | 100.0% | 9,594,155 | 386,673 | 458,850 | 428,033 | 798,746 | 2,386,398 | 630,105 | 560,228 | 163,590 | 1,980,930 | 536,130 | 480,858 | 783,615 |
| 単価        |     |        | 73        | 62      | 73      | 51      | 52      | 68        | 74      | 74      | 114     | 155       | 56      | 77      | 59      |
| 前年対比      |     |        | 107.0%    | 58.0%   | 110.1%  | 87.7%   | 143.3%  | 104.4%    | 92.6%   | 342.1%  | 56.1%   | 61.5%     | 161.7%  | 111.2%  | 239.5%  |
|           |     |        | 105.9%    | 64.7%   | 151.2%  | 68.6%   | 133.0%  | 118.9%    | 95.0%   | 245.2%  | 59.9%   | 78.3%     | 145.1%  | 134.3%  | 156.1%  |
| 市内        |     | 0.0%   | 0         | 0       | 0       | 0       | 0       | 0         | 0       | 0       | 0       | 0         | 0       | 0       | 0       |
|           |     | 0.0%   | 0         | 0       | 0       | 0       | 0       | 0         | 0       | 0       | 0       | 0         | 0       | 0       | 0       |
| 三股町       |     | 0.0%   | 0         | 0       | 0       | 0       | 0       | 0         | 0       | 0       | 0       | 0         | 0       | 0       | 0       |
|           |     | 0.0%   | 0         | 0       | 0       | 0       | 0       | 0         | 0       | 0       | 0       | 0         | 0       | 0       | 0       |
| 西諸<br>県郡  |     | 0.0%   | 0         | 0       | 0       | 0       | 0       | 0         | 0       | 0       | 0       | 0         | 0       | 0       | 0       |
|           |     | 0.0%   | 0         | 0       | 0       | 0       | 0       | 0         | 0       | 0       | 0       | 0         | 0       | 0       | 0       |
| 県内        |     | 18.3%  | 23,980    | 880     | 3,610   | 2,610   | 700     | 0         | 1,810   | 5,500   | 220     | 6,370     | 1,360   | 0       | 920     |
|           |     | 26.4%  | 2,529,503 | 111,195 | 250,320 | 178,815 | 41,160  | 0         | 202,230 | 426,773 | 31,500  | 1,114,050 | 84,420  | 0       | 89,040  |
| 曾於市       |     | 0.0%   | 0         | 0       | 0       | 0       | 0       | 0         | 0       | 0       | 0       | 0         | 0       | 0       | 0       |
|           |     | 0.0%   | 0         | 0       | 0       | 0       | 0       | 0         | 0       | 0       | 0       | 0         | 0       | 0       | 0       |
| 霧島市       |     | 0.0%   | 0         | 0       | 0       | 0       | 0       | 0         | 0       | 0       | 0       | 0         | 0       | 0       | 0       |
|           |     | 0.0%   | 0         | 0       | 0       | 0       | 0       | 0         | 0       | 0       | 0       | 0         | 0       | 0       | 0       |
| 鹿児島<br>県内 |     | 34.4%  | 45,110    | 4,130   | 2,450   | 4,750   | 0       | 0         | 0       | 0       | 920     | 6,190     | 8,015   | 6,285   | 12,370  |
|           |     | 33.0%  | 3,167,546 | 225,750 | 193,830 | 181,493 | 0       | 0         | 0       | 0       | 106,890 | 849,240   | 434,910 | 480,858 | 694,575 |
| 熊本        |     | 2.9%   | 3,810     | 0       | 0       | 0       | 1,520   | 1,820     | 470     | 0       | 0       | 0         | 0       | 0       | 0       |
|           |     | 1.5%   | 143,115   | 0       | 0       | 0       | 55,388  | 62,265    | 25,463  | 0       | 0       | 0         | 0       | 0       | 0       |
| 大分        |     | 26.8%  | 35,149    | 0       | 0       | 140     | 9,241   | 22,488    | 2,505   | 775     | 0       | 0         | 0       | 0       | 0       |
|           |     | 24.9%  | 2,388,288 | 0       | 0       | 14,070  | 514,248 | 1,640,993 | 163,013 | 55,965  | 0       | 0         | 0       | 0       | 0       |
| 福岡        |     | 4.4%   | 5,800     | 1,210   | 250     | 100     | 520     | 3,220     | 0       | 0       | 300     | 0         | 200     | 0       | 0       |
|           |     | 3.9%   | 377,643   | 49,728  | 14,700  | 5,670   | 35,490  | 230,055   | 0       | 0       | 25,200  | 0         | 16,800  | 0       | 0       |
| 佐賀        |     | 0.0%   | 0         | 0       | 0       | 0       | 0       | 0         | 0       | 0       | 0       | 0         | 0       | 0       | 0       |
|           |     | 0.0%   | 0         | 0       | 0       | 0       | 0       | 0         | 0       | 0       | 0       | 0         | 0       | 0       | 0       |
| 長崎        |     | 0.0%   | 0         | 0       | 0       | 0       | 0       | 0         | 0       | 0       | 0       | 0         | 0       | 0       | 0       |
|           |     | 0.0%   | 0         | 0       | 0       | 0       | 0       | 0         | 0       | 0       | 0       | 0         | 0       | 0       | 0       |
| 沖縄        |     | 0.0%   | 0         | 0       | 0       | 0       | 0       | 0         | 0       | 0       | 0       | 0         | 0       | 0       | 0       |
|           |     | 0.0%   | 0         | 0       | 0       | 0       | 0       | 0         | 0       | 0       | 0       | 0         | 0       | 0       | 0       |
| その他<br>県外 |     | 13.2%  | 17,250    | 0       | 0       | 850     | 3,350   | 7,770     | 3,720   | 1,320   | 0       | 240       | 0       | 0       | 0       |
|           |     | 10.3%  | 988,061   | 0       | 0       | 47,985  | 152,460 | 453,086   | 239,400 | 77,490  | 0       | 17,640    | 0       | 0       | 0       |

## 鉄砲百合



## 切花

上段:数量:本  
下段:金額:円

| 品目名       | 産地名 | 産地別割合  | 合計          | 4月        | 5月        | 6月        | 7月        | 8月         | 9月        | 10月       | 11月       | 12月        | 1月        | 2月        | 3月        |
|-----------|-----|--------|-------------|-----------|-----------|-----------|-----------|------------|-----------|-----------|-----------|------------|-----------|-----------|-----------|
| 合計        |     | 100.0% | 637,577     | 41,542    | 45,470    | 41,410    | 55,897    | 81,360     | 58,652    | 61,376    | 47,487    | 60,023     | 38,586    | 38,049    | 67,725    |
|           |     | 100.0% | 102,997,808 | 7,137,858 | 7,129,563 | 6,278,916 | 7,087,605 | 13,429,133 | 8,738,636 | 8,733,879 | 8,560,787 | 13,635,353 | 6,255,816 | 7,042,256 | 8,968,008 |
| 単価        |     |        | 162         | 172       | 157       | 152       | 127       | 165        | 149       | 142       | 180       | 227        | 162       | 185       | 132       |
| 前年<br>対比  |     | 99.0%  | 112.7%      | 95.8%     | 89.1%     | 109.5%    | 110.8%    | 87.5%      | 101.3%    | 78.6%     | 80.2%     | 98.0%      | 97.6%     | 141.8%    |           |
|           |     | 100.7% | 118.5%      | 94.7%     | 94.0%     | 104.1%    | 113.1%    | 96.8%      | 100.9%    | 118.3%    | 108.9%    | 93.0%      | 79.3%     | 87.1%     |           |
| 市内        |     | 0.0%   | 5           | 5         | 0         | 0         | 0         | 0          | 0         | 0         | 0         | 0          | 0         | 0         | 0         |
|           |     | 0.0%   | 1,838       | 1,838     | 0         | 0         | 0         | 0          | 0         | 0         | 0         | 0          | 0         | 0         | 0         |
| 三股町       |     | 0.0%   | 0           | 0         | 0         | 0         | 0         | 0          | 0         | 0         | 0         | 0          | 0         | 0         | 0         |
|           |     | 0.0%   | 0           | 0         | 0         | 0         | 0         | 0          | 0         | 0         | 0         | 0          | 0         | 0         | 0         |
| 西諸<br>県郡  |     | 0.0%   | 0           | 0         | 0         | 0         | 0         | 0          | 0         | 0         | 0         | 0          | 0         | 0         | 0         |
|           |     | 0.0%   | 0           | 0         | 0         | 0         | 0         | 0          | 0         | 0         | 0         | 0          | 0         | 0         | 0         |
| 県内        |     | 52.5%  | 334,620     | 35,495    | 36,345    | 26,940    | 27,615    | 21,080     | 12,440    | 17,430    | 21,070    | 31,300     | 25,690    | 28,720    | 50,495    |
|           |     | 55.5%  | 57,188,124  | 5,984,370 | 5,841,003 | 4,283,727 | 3,614,573 | 3,043,446  | 1,621,095 | 3,342,801 | 4,791,675 | 8,250,753  | 4,365,155 | 5,319,069 | 6,730,458 |
| 曾於市       |     | 0.0%   | 0           | 0         | 0         | 0         | 0         | 0          | 0         | 0         | 0         | 0          | 0         | 0         | 0         |
|           |     | 0.0%   | 0           | 0         | 0         | 0         | 0         | 0          | 0         | 0         | 0         | 0          | 0         | 0         | 0         |
| 霧島市       |     | 0.4%   | 2,475       | 0         | 2,475     | 0         | 0         | 0          | 0         | 0         | 0         | 0          | 0         | 0         | 0         |
|           |     | 0.4%   | 400,460     | 0         | 400,460   | 0         | 0         | 0          | 0         | 0         | 0         | 0          | 0         | 0         | 0         |
| 鹿児島<br>県内 |     | 2.8%   | 17,615      | 1,685     | 20        | 290       | 0         | 0          | 0         | 0         | 395       | 2,575      | 2,545     | 2,150     | 7,955     |
|           |     | 2.5%   | 2,553,758   | 202,230   | 8,400     | 50,190    | 0         | 0          | 0         | 0         | 79,065    | 663,338    | 365,978   | 337,733   | 846,825   |
| 熊本        |     | 0.6%   | 3,520       | 0         | 0         | 860       | 1,140     | 1,520      | 0         | 0         | 0         | 0          | 0         | 0         | 0         |
|           |     | 0.8%   | 828,870     | 0         | 0         | 166,215   | 298,725   | 363,930    | 0         | 0         | 0         | 0          | 0         | 0         | 0         |
| 大分        |     | 0.0%   | 0           | 0         | 0         | 0         | 0         | 0          | 0         | 0         | 0         | 0          | 0         | 0         | 0         |
|           |     | 0.0%   | 0           | 0         | 0         | 0         | 0         | 0          | 0         | 0         | 0         | 0          | 0         | 0         | 0         |
| 福岡        |     | 13.5%  | 85,836      | 20        | 1,500     | 4,700     | 10,255    | 22,965     | 10,790    | 14,754    | 7,915     | 7,772      | 2,395     | 1,185     | 1,585     |
|           |     | 9.3%   | 9,559,694   | 18,270    | 94,500    | 340,074   | 864,927   | 3,105,428  | 1,154,895 | 1,386,935 | 843,381   | 1,154,874  | 241,941   | 174,290   | 180,180   |
| 佐賀        |     | 5.6%   | 35,822      | 3,357     | 3,080     | 6,795     | 470       | 0          | 0         | 1,627     | 4,322     | 4,666      | 3,886     | 3,644     | 3,975     |
|           |     | 9.0%   | 9,224,891   | 873,338   | 691,688   | 1,320,375 | 71,978    | 0          | 0         | 461,685   | 1,268,138 | 1,612,065  | 988,113   | 944,213   | 993,300   |
| 長崎        |     | 0.0%   | 0           | 0         | 0         | 0         | 0         | 0          | 0         | 0         | 0         | 0          | 0         | 0         | 0         |
|           |     | 0.0%   | 0           | 0         | 0         | 0         | 0         | 0          | 0         | 0         | 0         | 0          | 0         | 0         | 0         |
| 沖縄        |     | 0.0%   | 0           | 0         | 0         | 0         | 0         | 0          | 0         | 0         | 0         | 0          | 0         | 0         | 0         |
|           |     | 0.0%   | 0           | 0         | 0         | 0         | 0         | 0          | 0         | 0         | 0         | 0          | 0         | 0         | 0         |
| その他<br>県外 |     | 24.7%  | 157,684     | 980       | 2,050     | 1,825     | 16,417    | 35,795     | 35,422    | 27,565    | 13,785    | 13,710     | 4,070     | 2,350     | 3,715     |
|           |     | 22.6%  | 23,240,175  | 57,813    | 93,513    | 118,335   | 2,237,403 | 6,916,329  | 5,962,646 | 3,542,459 | 1,578,528 | 1,954,323  | 294,630   | 266,952   | 217,245   |

## 鹿子百合

## 切花

上段:数量:本  
下段:金額:円

| 品目名       | 産地名 | 産地別割合  | 合計        | 4月      | 5月     | 6月    | 7月     | 8月   | 9月   | 10月  | 11月    | 12月     | 1月      | 2月      | 3月      |
|-----------|-----|--------|-----------|---------|--------|-------|--------|------|------|------|--------|---------|---------|---------|---------|
| 合計        |     | 100.0% | 29,160    | 6,130   | 1,340  | 40    | 320    | 0    | 0    | 0    | 230    | 2,940   | 4,470   | 7,410   | 6,280   |
|           |     | 100.0% | 1,887,312 | 395,661 | 36,960 | 4,620 | 20,790 | 0    | 0    | 0    | 15,855 | 286,965 | 286,850 | 448,455 | 391,157 |
| 単価        |     |        | 65        | 65      | 28     | 116   | 65     | 0    | 0    | 0    | 69     | 98      | 64      | 61      | 62      |
| 前年対比      |     |        | 56.2%     | 97.9%   | 20.6%  | 3.3%  | 33.7%  | 0.0% | 0.0% | 0.0% | 24.0%  | 40.7%   | 100.4%  | 82.0%   | 41.2%   |
|           |     |        | 49.7%     | 105.3%  | 10.7%  | 6.2%  | 35.2%  | 0.0% | 0.0% | 0.0% | 20.4%  | 54.8%   | 84.4%   | 57.7%   | 32.1%   |
| 市内        |     | 0.0%   | 0         | 0       | 0      | 0     | 0      | 0    | 0    | 0    | 0      | 0       | 0       | 0       | 0       |
|           |     | 0.0%   | 0         | 0       | 0      | 0     | 0      | 0    | 0    | 0    | 0      | 0       | 0       | 0       | 0       |
| 三股町       |     | 0.0%   | 0         | 0       | 0      | 0     | 0      | 0    | 0    | 0    | 0      | 0       | 0       | 0       | 0       |
|           |     | 0.0%   | 0         | 0       | 0      | 0     | 0      | 0    | 0    | 0    | 0      | 0       | 0       | 0       | 0       |
| 西諸<br>県郡  |     | 0.0%   | 0         | 0       | 0      | 0     | 0      | 0    | 0    | 0    | 0      | 0       | 0       | 0       | 0       |
|           |     | 0.0%   | 0         | 0       | 0      | 0     | 0      | 0    | 0    | 0    | 0      | 0       | 0       | 0       | 0       |
| 県内        |     | 94.2%  | 27,470    | 6,130   | 440    | 0     | 0      | 0    | 0    | 0    | 0      | 2,890   | 4,320   | 7,410   | 6,280   |
|           |     | 96.4%  | 1,819,062 | 395,661 | 24,570 | 0     | 0      | 0    | 0    | 0    | 0      | 281,715 | 277,505 | 448,455 | 391,157 |
| 曾於市       |     | 0.0%   | 0         | 0       | 0      | 0     | 0      | 0    | 0    | 0    | 0      | 0       | 0       | 0       | 0       |
|           |     | 0.0%   | 0         | 0       | 0      | 0     | 0      | 0    | 0    | 0    | 0      | 0       | 0       | 0       | 0       |
| 霧島市       |     | 0.0%   | 0         | 0       | 0      | 0     | 0      | 0    | 0    | 0    | 0      | 0       | 0       | 0       | 0       |
|           |     | 0.0%   | 0         | 0       | 0      | 0     | 0      | 0    | 0    | 0    | 0      | 0       | 0       | 0       | 0       |
| 鹿児島<br>県内 |     | 1.2%   | 350       | 0       | 0      | 0     | 0      | 0    | 0    | 0    | 150    | 50      | 150     | 0       | 0       |
|           |     | 1.4%   | 25,830    | 0       | 0      | 0     | 0      | 0    | 0    | 0    | 11,235 | 5,250   | 9,345   | 0       | 0       |
| 熊本        |     | 0.0%   | 0         | 0       | 0      | 0     | 0      | 0    | 0    | 0    | 0      | 0       | 0       | 0       | 0       |
|           |     | 0.0%   | 0         | 0       | 0      | 0     | 0      | 0    | 0    | 0    | 0      | 0       | 0       | 0       | 0       |
| 大分        |     | 0.0%   | 0         | 0       | 0      | 0     | 0      | 0    | 0    | 0    | 0      | 0       | 0       | 0       | 0       |
|           |     | 0.0%   | 0         | 0       | 0      | 0     | 0      | 0    | 0    | 0    | 0      | 0       | 0       | 0       | 0       |
| 福岡        |     | 3.2%   | 920       | 0       | 900    | 20    | 0      | 0    | 0    | 0    | 0      | 0       | 0       | 0       | 0       |
|           |     | 0.8%   | 14,490    | 0       | 12,390 | 2,100 | 0      | 0    | 0    | 0    | 0      | 0       | 0       | 0       | 0       |
| 佐賀        |     | 0.0%   | 0         | 0       | 0      | 0     | 0      | 0    | 0    | 0    | 0      | 0       | 0       | 0       | 0       |
|           |     | 0.0%   | 0         | 0       | 0      | 0     | 0      | 0    | 0    | 0    | 0      | 0       | 0       | 0       | 0       |
| 長崎        |     | 0.0%   | 0         | 0       | 0      | 0     | 0      | 0    | 0    | 0    | 0      | 0       | 0       | 0       | 0       |
|           |     | 0.0%   | 0         | 0       | 0      | 0     | 0      | 0    | 0    | 0    | 0      | 0       | 0       | 0       | 0       |
| 沖縄        |     | 0.0%   | 0         | 0       | 0      | 0     | 0      | 0    | 0    | 0    | 0      | 0       | 0       | 0       | 0       |
|           |     | 0.0%   | 0         | 0       | 0      | 0     | 0      | 0    | 0    | 0    | 0      | 0       | 0       | 0       | 0       |
| その他<br>県外 |     | 1.4%   | 420       | 0       | 0      | 20    | 320    | 0    | 0    | 0    | 80     | 0       | 0       | 0       | 0       |
|           |     | 1.5%   | 27,930    | 0       | 0      | 2,520 | 20,790 | 0    | 0    | 0    | 4,620  | 0       | 0       | 0       | 0       |

## 透百合

上段:数量:本  
下段:金額:円

切花

| 品目名       | 産地名 | 産地別割合  | 合計        | 4月      | 5月      | 6月   | 7月   | 8月   | 9月   | 10月    | 11月     | 12月     | 1月      | 2月      | 3月        |
|-----------|-----|--------|-----------|---------|---------|------|------|------|------|--------|---------|---------|---------|---------|-----------|
| 合計        |     | 100.0% | 125,911   | 25,165  | 8,950   | 0    | 0    | 0    | 0    | 560    | 23,040  | 17,165  | 8,975   | 9,981   | 32,075    |
|           |     | 100.0% | 4,158,376 | 832,099 | 175,836 | 0    | 0    | 0    | 0    | 19,898 | 629,633 | 736,208 | 357,761 | 400,523 | 1,006,420 |
| 単価        |     |        | 33        | 33      | 20      | 0    | 0    | 0    | 0    | 36     | 27      | 43      | 40      | 40      | 31        |
| 前年<br>対比  |     |        | 122.2%    | 95.8%   | 91.8%   | 0.0% | 0.0% | 0.0% | 0.0% | 560.0% | 524.8%  | 136.0%  | 87.7%   | 67.0%   | 130.9%    |
|           |     |        | 108.9%    | 138.8%  | 79.8%   | 0.0% | 0.0% | 0.0% | 0.0% | 344.5% | 374.7%  | 145.5%  | 72.4%   | 58.9%   | 88.5%     |
| 市内        |     | 0.0%   | 0         | 0       | 0       | 0    | 0    | 0    | 0    | 0      | 0       | 0       | 0       | 0       | 0         |
|           |     | 0.0%   | 0         | 0       | 0       | 0    | 0    | 0    | 0    | 0      | 0       | 0       | 0       | 0       | 0         |
| 三股町       |     | 0.0%   | 0         | 0       | 0       | 0    | 0    | 0    | 0    | 0      | 0       | 0       | 0       | 0       | 0         |
|           |     | 0.0%   | 0         | 0       | 0       | 0    | 0    | 0    | 0    | 0      | 0       | 0       | 0       | 0       | 0         |
| 西諸<br>県郡  |     | 0.0%   | 0         | 0       | 0       | 0    | 0    | 0    | 0    | 0      | 0       | 0       | 0       | 0       | 0         |
|           |     | 0.0%   | 0         | 0       | 0       | 0    | 0    | 0    | 0    | 0      | 0       | 0       | 0       | 0       | 0         |
| 県内        |     | 43.4%  | 54,601    | 8,275   | 7,570   | 0    | 0    | 0    | 0    | 560    | 12,160  | 5,720   | 4,680   | 5,506   | 10,130    |
|           |     | 42.6%  | 1,771,534 | 292,714 | 170,835 | 0    | 0    | 0    | 0    | 19,898 | 301,403 | 271,688 | 203,595 | 246,330 | 265,073   |
| 曾於市       |     | 0.0%   | 0         | 0       | 0       | 0    | 0    | 0    | 0    | 0      | 0       | 0       | 0       | 0       | 0         |
|           |     | 0.0%   | 0         | 0       | 0       | 0    | 0    | 0    | 0    | 0      | 0       | 0       | 0       | 0       | 0         |
| 霧島市       |     | 0.0%   | 0         | 0       | 0       | 0    | 0    | 0    | 0    | 0      | 0       | 0       | 0       | 0       | 0         |
|           |     | 0.0%   | 0         | 0       | 0       | 0    | 0    | 0    | 0    | 0      | 0       | 0       | 0       | 0       | 0         |
| 鹿児島<br>県内 |     | 4.5%   | 5,710     | 0       | 0       | 0    | 0    | 0    | 0    | 0      | 2,920   | 2,070   | 0       | 150     | 570       |
|           |     | 4.2%   | 173,723   | 0       | 0       | 0    | 0    | 0    | 0    | 0      | 79,118  | 48,720  | 0       | 16,695  | 29,190    |
| 熊本        |     | 27.0%  | 34,030    | 9,090   | 1,380   | 0    | 0    | 0    | 0    | 0      | 6,260   | 4,935   | 4,055   | 3,825   | 4,485     |
|           |     | 21.4%  | 888,917   | 140,884 | 5,001   | 0    | 0    | 0    | 0    | 0      | 172,095 | 216,090 | 146,186 | 116,813 | 91,849    |
| 大分        |     | 0.0%   | 0         | 0       | 0       | 0    | 0    | 0    | 0    | 0      | 0       | 0       | 0       | 0       | 0         |
|           |     | 0.0%   | 0         | 0       | 0       | 0    | 0    | 0    | 0    | 0      | 0       | 0       | 0       | 0       | 0         |
| 福岡        |     | 22.9%  | 28,800    | 7,800   | 0       | 0    | 0    | 0    | 0    | 0      | 1,700   | 4,300   | 80      | 100     | 14,820    |
|           |     | 30.4%  | 1,264,226 | 398,501 | 0       | 0    | 0    | 0    | 0    | 0      | 77,018  | 187,950 | 1,680   | 8,925   | 590,153   |
| 佐賀        |     | 0.1%   | 140       | 0       | 0       | 0    | 0    | 0    | 0    | 0      | 0       | 140     | 0       | 0       | 0         |
|           |     | 0.3%   | 11,760    | 0       | 0       | 0    | 0    | 0    | 0    | 0      | 0       | 11,760  | 0       | 0       | 0         |
| 長崎        |     | 0.0%   | 0         | 0       | 0       | 0    | 0    | 0    | 0    | 0      | 0       | 0       | 0       | 0       | 0         |
|           |     | 0.0%   | 0         | 0       | 0       | 0    | 0    | 0    | 0    | 0      | 0       | 0       | 0       | 0       | 0         |
| 沖縄        |     | 0.0%   | 0         | 0       | 0       | 0    | 0    | 0    | 0    | 0      | 0       | 0       | 0       | 0       | 0         |
|           |     | 0.0%   | 0         | 0       | 0       | 0    | 0    | 0    | 0    | 0      | 0       | 0       | 0       | 0       | 0         |
| その他<br>県外 |     | 2.1%   | 2,630     | 0       | 0       | 0    | 0    | 0    | 0    | 0      | 0       | 0       | 160     | 400     | 2,070     |
|           |     | 1.2%   | 48,216    | 0       | 0       | 0    | 0    | 0    | 0    | 0      | 0       | 0       | 6,300   | 11,760  | 30,156    |

金魚草

## 切花

上段:数量:本  
下段:金額:円

| 品目名       | 産地名 | 産地別割合  | 合計        | 4月      | 5月   | 6月   | 7月   | 8月   | 9月   | 10月     | 11月       | 12月       | 1月        | 2月        | 3月        |
|-----------|-----|--------|-----------|---------|------|------|------|------|------|---------|-----------|-----------|-----------|-----------|-----------|
| 合計        |     | 100.0% | 449,240   | 48,275  | 0    | 0    | 0    | 0    | 0    | 13,600  | 70,250    | 70,830    | 64,825    | 74,295    | 107,165   |
|           |     | 100.0% | 8,548,895 | 455,805 | 0    | 0    | 0    | 0    | 0    | 188,580 | 1,008,289 | 1,546,650 | 1,438,080 | 1,499,080 | 2,412,412 |
| 単価        |     |        | 19        | 9       | 0    | 0    | 0    | 0    | 0    | 14      | 14        | 22        | 22        | 20        | 23        |
| 前年<br>対比  |     |        | 124.1%    | 100.2%  | 0.0% | 0.0% | 0.0% | 0.0% | 0.0% | 0.0%    | 863.0%    | 134.4%    | 92.0%     | 85.6%     | 111.9%    |
|           |     |        | 107.3%    | 133.2%  | 0.0% | 0.0% | 0.0% | 0.0% | 0.0% | 0.0%    | 1200.3%   | 155.7%    | 84.4%     | 66.4%     | 93.2%     |
| 市内        |     | 0.0%   | 0         | 0       | 0    | 0    | 0    | 0    | 0    | 0       | 0         | 0         | 0         | 0         | 0         |
|           |     | 0.0%   | 0         | 0       | 0    | 0    | 0    | 0    | 0    | 0       | 0         | 0         | 0         | 0         | 0         |
| 三股町       |     | 0.0%   | 0         | 0       | 0    | 0    | 0    | 0    | 0    | 0       | 0         | 0         | 0         | 0         | 0         |
|           |     | 0.0%   | 0         | 0       | 0    | 0    | 0    | 0    | 0    | 0       | 0         | 0         | 0         | 0         | 0         |
| 西諸<br>県郡  |     | 0.0%   | 0         | 0       | 0    | 0    | 0    | 0    | 0    | 0       | 0         | 0         | 0         | 0         | 0         |
|           |     | 0.0%   | 0         | 0       | 0    | 0    | 0    | 0    | 0    | 0       | 0         | 0         | 0         | 0         | 0         |
| 県内        |     | 96.6%  | 433,940   | 48,275  | 0    | 0    | 0    | 0    | 0    | 13,600  | 70,250    | 70,830    | 64,825    | 74,295    | 91,865    |
|           |     | 92.2%  | 7,880,308 | 455,805 | 0    | 0    | 0    | 0    | 0    | 188,580 | 1,008,289 | 1,546,650 | 1,438,080 | 1,499,080 | 1,743,824 |
| 曾於市       |     | 0.0%   | 0         | 0       | 0    | 0    | 0    | 0    | 0    | 0       | 0         | 0         | 0         | 0         | 0         |
|           |     | 0.0%   | 0         | 0       | 0    | 0    | 0    | 0    | 0    | 0       | 0         | 0         | 0         | 0         | 0         |
| 霧島市       |     | 0.0%   | 0         | 0       | 0    | 0    | 0    | 0    | 0    | 0       | 0         | 0         | 0         | 0         | 0         |
|           |     | 0.0%   | 0         | 0       | 0    | 0    | 0    | 0    | 0    | 0       | 0         | 0         | 0         | 0         | 0         |
| 鹿児島<br>県内 |     | 0.0%   | 0         | 0       | 0    | 0    | 0    | 0    | 0    | 0       | 0         | 0         | 0         | 0         | 0         |
|           |     | 0.0%   | 0         | 0       | 0    | 0    | 0    | 0    | 0    | 0       | 0         | 0         | 0         | 0         | 0         |
| 熊本        |     | 0.0%   | 0         | 0       | 0    | 0    | 0    | 0    | 0    | 0       | 0         | 0         | 0         | 0         | 0         |
|           |     | 0.0%   | 0         | 0       | 0    | 0    | 0    | 0    | 0    | 0       | 0         | 0         | 0         | 0         | 0         |
| 大分        |     | 0.0%   | 0         | 0       | 0    | 0    | 0    | 0    | 0    | 0       | 0         | 0         | 0         | 0         | 0         |
|           |     | 0.0%   | 0         | 0       | 0    | 0    | 0    | 0    | 0    | 0       | 0         | 0         | 0         | 0         | 0         |
| 福岡        |     | 0.0%   | 0         | 0       | 0    | 0    | 0    | 0    | 0    | 0       | 0         | 0         | 0         | 0         | 0         |
|           |     | 0.0%   | 0         | 0       | 0    | 0    | 0    | 0    | 0    | 0       | 0         | 0         | 0         | 0         | 0         |
| 佐賀        |     | 3.4%   | 15,300    | 0       | 0    | 0    | 0    | 0    | 0    | 0       | 0         | 0         | 0         | 0         | 15,300    |
|           |     | 7.8%   | 668,588   | 0       | 0    | 0    | 0    | 0    | 0    | 0       | 0         | 0         | 0         | 0         | 668,588   |
| 長崎        |     | 0.0%   | 0         | 0       | 0    | 0    | 0    | 0    | 0    | 0       | 0         | 0         | 0         | 0         | 0         |
|           |     | 0.0%   | 0         | 0       | 0    | 0    | 0    | 0    | 0    | 0       | 0         | 0         | 0         | 0         | 0         |
| 沖縄        |     | 0.0%   | 0         | 0       | 0    | 0    | 0    | 0    | 0    | 0       | 0         | 0         | 0         | 0         | 0         |
|           |     | 0.0%   | 0         | 0       | 0    | 0    | 0    | 0    | 0    | 0       | 0         | 0         | 0         | 0         | 0         |
| その他<br>県外 |     | 0.0%   | 0         | 0       | 0    | 0    | 0    | 0    | 0    | 0       | 0         | 0         | 0         | 0         | 0         |
|           |     | 0.0%   | 0         | 0       | 0    | 0    | 0    | 0    | 0    | 0       | 0         | 0         | 0         | 0         | 0         |

スイトピー

## 切花

上段:数量:本  
下段:金額:円

| 品目名       | 産地名 | 産地別割合  | 合計         | 4月        | 5月        | 6月        | 7月        | 8月        | 9月      | 10月       | 11月       | 12月       | 1月        | 2月        | 3月        |
|-----------|-----|--------|------------|-----------|-----------|-----------|-----------|-----------|---------|-----------|-----------|-----------|-----------|-----------|-----------|
| 合計        |     | 100.0% | 455,502    | 73,170    | 42,400    | 34,400    | 17,830    | 21,880    | 10,315  | 18,590    | 38,440    | 49,930    | 35,436    | 42,711    | 70,400    |
|           |     | 100.0% | 27,392,363 | 2,824,647 | 1,437,508 | 1,175,948 | 1,494,360 | 2,182,189 | 856,853 | 1,265,670 | 2,267,423 | 4,775,505 | 2,572,899 | 2,794,355 | 3,745,009 |
| 単価        |     |        | 60         | 39        | 34        | 34        | 84        | 100       | 83      | 68        | 59        | 96        | 73        | 65        | 53        |
| 前年<br>対比  |     |        | 117.6%     | 119.4%    | 81.1%     | 215.4%    | 68.5%     | 110.8%    | 212.7%  | 147.4%    | 133.6%    | 97.6%     | 113.5%    | 134.6%    | 136.0%    |
|           |     |        | 93.5%      | 133.1%    | 90.9%     | 159.3%    | 83.8%     | 151.8%    | 283.0%  | 165.7%    | 146.1%    | 114.5%    | 34.8%     | 95.8%     | 82.8%     |
| 市内        |     | 0.0%   | 120        | 0         | 0         | 0         | 0         | 0         | 0       | 0         | 0         | 0         | 0         | 0         | 120       |
|           |     | 0.0%   | 7,560      | 0         | 0         | 0         | 0         | 0         | 0       | 0         | 0         | 0         | 0         | 0         | 7,560     |
| 三股町       |     | 0.2%   | 1,124      | 0         | 200       | 0         | 0         | 0         | 0       | 0         | 0         | 80        | 426       | 418       | 0         |
|           |     | 0.2%   | 44,415     | 0         | 17,304    | 0         | 0         | 0         | 0       | 0         | 0         | 4,200     | 14,889    | 8,022     | 0         |
| 西諸<br>県郡  |     | 0.0%   | 0          | 0         | 0         | 0         | 0         | 0         | 0       | 0         | 0         | 0         | 0         | 0         | 0         |
|           |     | 0.0%   | 0          | 0         | 0         | 0         | 0         | 0         | 0       | 0         | 0         | 0         | 0         | 0         | 0         |
| 県内        |     | 4.2%   | 19,200     | 4,000     | 0         | 0         | 0         | 0         | 0       | 0         | 0         | 3,300     | 4,700     | 3,400     | 3,800     |
|           |     | 4.1%   | 1,124,918  | 111,825   | 0         | 0         | 0         | 0         | 0       | 0         | 0         | 304,605   | 324,713   | 207,900   | 175,875   |
| 曾於市       |     | 0.0%   | 0          | 0         | 0         | 0         | 0         | 0         | 0       | 0         | 0         | 0         | 0         | 0         | 0         |
|           |     | 0.0%   | 0          | 0         | 0         | 0         | 0         | 0         | 0       | 0         | 0         | 0         | 0         | 0         | 0         |
| 霧島市       |     | 0.0%   | 0          | 0         | 0         | 0         | 0         | 0         | 0       | 0         | 0         | 0         | 0         | 0         | 0         |
|           |     | 0.0%   | 0          | 0         | 0         | 0         | 0         | 0         | 0       | 0         | 0         | 0         | 0         | 0         | 0         |
| 鹿児島<br>県内 |     | 17.2%  | 78,510     | 18,820    | 10,290    | 0         | 0         | 0         | 0       | 0         | 1,570     | 2,860     | 4,770     | 14,270    | 25,930    |
|           |     | 15.9%  | 4,345,530  | 832,073   | 423,413   | 0         | 0         | 0         | 0       | 0         | 103,320   | 254,520   | 362,985   | 944,423   | 1,424,798 |
| 熊本        |     | 13.8%  | 62,930     | 9,800     | 4,500     | 1,680     | 0         | 0         | 0       | 2,600     | 6,250     | 10,500    | 7,300     | 6,050     | 14,250    |
|           |     | 15.3%  | 4,197,743  | 383,250   | 128,100   | 67,410    | 0         | 0         | 0       | 159,075   | 425,775   | 1,198,575 | 598,973   | 446,303   | 790,283   |
| 大分        |     | 0.0%   | 0          | 0         | 0         | 0         | 0         | 0         | 0       | 0         | 0         | 0         | 0         | 0         | 0         |
|           |     | 0.0%   | 0          | 0         | 0         | 0         | 0         | 0         | 0       | 0         | 0         | 0         | 0         | 0         | 0         |
| 福岡        |     | 21.9%  | 99,935     | 6,110     | 0         | 3,510     | 6,090     | 6,610     | 4,835   | 6,640     | 14,210    | 23,180    | 9,350     | 6,450     | 12,950    |
|           |     | 25.6%  | 7,005,206  | 176,768   | 0         | 173,460   | 473,340   | 701,531   | 414,908 | 582,225   | 815,115   | 2,122,208 | 641,760   | 370,755   | 533,138   |
| 佐賀        |     | 0.0%   | 0          | 0         | 0         | 0         | 0         | 0         | 0       | 0         | 0         | 0         | 0         | 0         | 0         |
|           |     | 0.0%   | 0          | 0         | 0         | 0         | 0         | 0         | 0       | 0         | 0         | 0         | 0         | 0         | 0         |
| 長崎        |     | 0.0%   | 0          | 0         | 0         | 0         | 0         | 0         | 0       | 0         | 0         | 0         | 0         | 0         | 0         |
|           |     | 0.0%   | 0          | 0         | 0         | 0         | 0         | 0         | 0       | 0         | 0         | 0         | 0         | 0         | 0         |
| 沖縄        |     | 0.0%   | 0          | 0         | 0         | 0         | 0         | 0         | 0       | 0         | 0         | 0         | 0         | 0         | 0         |
|           |     | 0.0%   | 0          | 0         | 0         | 0         | 0         | 0         | 0       | 0         | 0         | 0         | 0         | 0         | 0         |
| その他<br>県外 |     | 42.5%  | 193,683    | 34,440    | 27,410    | 29,210    | 11,740    | 15,270    | 5,480   | 9,350     | 16,410    | 10,010    | 8,890     | 12,123    | 13,350    |
|           |     | 38.9%  | 10,666,992 | 1,320,732 | 868,691   | 935,078   | 1,021,020 | 1,480,658 | 441,945 | 524,370   | 923,213   | 891,398   | 629,580   | 816,953   | 813,356   |

## スターチス

## 切花

上段:数量:本  
下段:金額:円

| 品目名       | 産地名 | 産地別割合  | 合計         | 4月      | 5月   | 6月   | 7月   | 8月   | 9月   | 10月     | 11月     | 12月       | 1月        | 2月        | 3月        |
|-----------|-----|--------|------------|---------|------|------|------|------|------|---------|---------|-----------|-----------|-----------|-----------|
| 合計        |     | 100.0% | 216,267    | 16,580  | 0    | 0    | 0    | 0    | 0    | 6,430   | 15,220  | 27,429    | 40,821    | 54,072    | 55,715    |
|           |     | 100.0% | 11,983,167 | 844,410 | 0    | 0    | 0    | 0    | 0    | 507,360 | 920,798 | 2,242,595 | 2,676,707 | 2,665,992 | 2,125,305 |
| 単価        |     |        | 55         | 51      | 0    | 0    | 0    | 0    | 0    | 79      | 60      | 82        | 66        | 49        | 38        |
| 前年<br>対比  |     |        | 114.9%     | 75.1%   | 0.0% | 0.0% | 0.0% | 0.0% | 0.0% | 168.8%  | 88.6%   | 104.2%    | 127.4%    | 158.9%    | 108.8%    |
|           |     |        | 90.5%      | 118.6%  | 0.0% | 0.0% | 0.0% | 0.0% | 0.0% | 192.3%  | 88.8%   | 92.7%     | 111.3%    | 92.2%     | 61.7%     |
| 市内        |     | 0.8%   | 1,830      | 0       | 0    | 0    | 0    | 0    | 0    | 0       | 0       | 0         | 0         | 390       | 1,440     |
|           |     | 0.6%   | 71,505     | 0       | 0    | 0    | 0    | 0    | 0    | 0       | 0       | 0         | 0         | 21,945    | 49,560    |
| 三股町       |     | 0.0%   | 0          | 0       | 0    | 0    | 0    | 0    | 0    | 0       | 0       | 0         | 0         | 0         | 0         |
|           |     | 0.0%   | 0          | 0       | 0    | 0    | 0    | 0    | 0    | 0       | 0       | 0         | 0         | 0         | 0         |
| 西諸<br>県郡  |     | 2.3%   | 4,970      | 0       | 0    | 0    | 0    | 0    | 0    | 0       | 0       | 0         | 0         | 100       | 4,870     |
|           |     | 1.4%   | 170,447    | 0       | 0    | 0    | 0    | 0    | 0    | 0       | 0       | 0         | 0         | 2,100     | 168,347   |
| 県内        |     | 27.0%  | 58,422     | 450     | 0    | 0    | 0    | 0    | 0    | 810     | 540     | 3,620     | 16,005    | 20,552    | 16,445    |
|           |     | 28.8%  | 3,448,452  | 47,460  | 0    | 0    | 0    | 0    | 0    | 80,430  | 22,680  | 323,636   | 1,192,952 | 1,131,648 | 649,646   |
| 曾於市       |     | 0.0%   | 0          | 0       | 0    | 0    | 0    | 0    | 0    | 0       | 0       | 0         | 0         | 0         | 0         |
|           |     | 0.0%   | 0          | 0       | 0    | 0    | 0    | 0    | 0    | 0       | 0       | 0         | 0         | 0         | 0         |
| 霧島市       |     | 0.0%   | 0          | 0       | 0    | 0    | 0    | 0    | 0    | 0       | 0       | 0         | 0         | 0         | 0         |
|           |     | 0.0%   | 0          | 0       | 0    | 0    | 0    | 0    | 0    | 0       | 0       | 0         | 0         | 0         | 0         |
| 鹿児島<br>県内 |     | 1.2%   | 2,570      | 0       | 0    | 0    | 0    | 0    | 0    | 0       | 270     | 650       | 80        | 1,570     | 0         |
|           |     | 1.7%   | 205,590    | 0       | 0    | 0    | 0    | 0    | 0    | 0       | 25,410  | 54,915    | 6,720     | 118,545   | 0         |
| 熊本        |     | 60.5%  | 130,885    | 16,130  | 0    | 0    | 0    | 0    | 0    | 340     | 9,140   | 20,889    | 22,116    | 31,000    | 31,270    |
|           |     | 57.7%  | 6,919,752  | 796,950 | 0    | 0    | 0    | 0    | 0    | 38,325  | 518,280 | 1,689,114 | 1,311,870 | 1,363,614 | 1,201,599 |
| 大分        |     | 0.0%   | 0          | 0       | 0    | 0    | 0    | 0    | 0    | 0       | 0       | 0         | 0         | 0         | 0         |
|           |     | 0.0%   | 0          | 0       | 0    | 0    | 0    | 0    | 0    | 0       | 0       | 0         | 0         | 0         | 0         |
| 福岡        |     | 1.9%   | 4,130      | 0       | 0    | 0    | 0    | 0    | 0    | 0       | 470     | 170       | 1,730     | 70        | 1,690     |
|           |     | 1.6%   | 192,602    | 0       | 0    | 0    | 0    | 0    | 0    | 0       | 26,828  | 7,875     | 100,275   | 1,470     | 56,154    |
| 佐賀        |     | 6.2%   | 13,460     | 0       | 0    | 0    | 0    | 0    | 0    | 5,280   | 4,800   | 2,100     | 890       | 390       | 0         |
|           |     | 8.1%   | 974,820    | 0       | 0    | 0    | 0    | 0    | 0    | 388,605 | 327,600 | 167,055   | 64,890    | 26,670    | 0         |
| 長崎        |     | 0.0%   | 0          | 0       | 0    | 0    | 0    | 0    | 0    | 0       | 0       | 0         | 0         | 0         | 0         |
|           |     | 0.0%   | 0          | 0       | 0    | 0    | 0    | 0    | 0    | 0       | 0       | 0         | 0         | 0         | 0         |
| 沖縄        |     | 0.0%   | 0          | 0       | 0    | 0    | 0    | 0    | 0    | 0       | 0       | 0         | 0         | 0         | 0         |
|           |     | 0.0%   | 0          | 0       | 0    | 0    | 0    | 0    | 0    | 0       | 0       | 0         | 0         | 0         | 0         |
| その他<br>県外 |     | 0.0%   | 0          | 0       | 0    | 0    | 0    | 0    | 0    | 0       | 0       | 0         | 0         | 0         | 0         |
|           |     | 0.0%   | 0          | 0       | 0    | 0    | 0    | 0    | 0    | 0       | 0       | 0         | 0         | 0         | 0         |

## ストック

## 切花

上段:数量:本  
下段:金額:円

| 品目名                   | 産地名       | 産地別割合  | 合計         | 4月         | 5月        | 6月        | 7月        | 8月        | 9月        | 10月       | 11月       | 12月       | 1月        | 2月        | 3月        |
|-----------------------|-----------|--------|------------|------------|-----------|-----------|-----------|-----------|-----------|-----------|-----------|-----------|-----------|-----------|-----------|
| ト<br>ル<br>コ<br>桔<br>梗 | 合計        | 100.0% | 485,026    | 22,265     | 19,193    | 58,540    | 46,474    | 70,603    | 48,688    | 48,267    | 38,591    | 32,060    | 26,910    | 32,975    | 40,460    |
|                       |           | 100.0% | 50,056,304 | 2,892,855  | 2,844,188 | 4,190,571 | 4,381,944 | 7,634,267 | 4,409,181 | 5,030,865 | 4,048,664 | 4,340,648 | 2,935,485 | 3,472,445 | 3,875,193 |
|                       | 単価        |        | 103        | 130        | 148       | 72        | 94        | 108       | 91        | 104       | 105       | 135       | 109       | 105       | 96        |
|                       | 前年<br>対比  |        | 106.2%     | 89.3%      | 75.1%     | 132.9%    | 103.9%    | 112.9%    | 103.6%    | 109.7%    | 83.3%     | 89.5%     | 95.7%     | 115.3%    | 161.8%    |
|                       |           |        | 105.2%     | 114.4%     | 125.1%    | 112.5%    | 90.7%     | 131.2%    | 88.3%     | 103.6%    | 97.0%     | 110.5%    | 97.6%     | 97.0%     | 100.2%    |
|                       | 市内        | 0.0%   | 0          | 0          | 0         | 0         | 0         | 0         | 0         | 0         | 0         | 0         | 0         | 0         | 0         |
|                       |           |        | 0.0%       | 0          | 0         | 0         | 0         | 0         | 0         | 0         | 0         | 0         | 0         | 0         | 0         |
|                       | 三股町       | 0.0%   | 0          | 0          | 0         | 0         | 0         | 0         | 0         | 0         | 0         | 0         | 0         | 0         | 0         |
|                       |           |        | 0.0%       | 0          | 0         | 0         | 0         | 0         | 0         | 0         | 0         | 0         | 0         | 0         | 0         |
|                       | 西諸<br>県郡  | 0.0%   | 0          | 0          | 0         | 0         | 0         | 0         | 0         | 0         | 0         | 0         | 0         | 0         | 0         |
|                       |           |        | 0.0%       | 0          | 0         | 0         | 0         | 0         | 0         | 0         | 0         | 0         | 0         | 0         | 0         |
|                       | 県内        | 14.6%  | 70,691     | 6,120      | 5,963     | 29,145    | 1,000     | 0         | 2,468     | 2,215     | 470       | 2,840     | 6,510     | 6,780     | 7,180     |
|                       |           |        | 14.7%      | 7,372,638  | 859,005   | 1,017,702 | 1,899,797 | 57,540    | 0         | 238,497   | 187,530   | 39,795    | 424,253   | 684,285   | 940,380   |
|                       | 曾於市       | 0.0%   | 0          | 0          | 0         | 0         | 0         | 0         | 0         | 0         | 0         | 0         | 0         | 0         | 0         |
|                       |           |        | 0.0%       | 0          | 0         | 0         | 0         | 0         | 0         | 0         | 0         | 0         | 0         | 0         | 0         |
|                       | 霧島市       | 0.0%   | 0          | 0          | 0         | 0         | 0         | 0         | 0         | 0         | 0         | 0         | 0         | 0         | 0         |
|                       |           |        | 0.0%       | 0          | 0         | 0         | 0         | 0         | 0         | 0         | 0         | 0         | 0         | 0         | 0         |
|                       | 鹿児島<br>県内 | 2.8%   | 13,390     | 0          | 3,090     | 4,200     | 0         | 0         | 0         | 0         | 880       | 410       | 0         | 0         | 4,810     |
|                       |           |        | 2.3%       | 1,175,160  | 0         | 396,270   | 258,930   | 0         | 0         | 0         | 98,280    | 42,000    | 0         | 0         | 379,680   |
|                       | 熊本        | 61.7%  | 299,295    | 8,325      | 8,780     | 17,045    | 37,744    | 65,223    | 45,350    | 45,512    | 37,031    | 21,350    | 6,620     | 2,275     | 4,040     |
|                       |           |        | 61.8%      | 30,926,511 | 899,010   | 1,139,786 | 1,358,753 | 3,599,169 | 7,119,767 | 4,121,124 | 4,768,785 | 3,888,066 | 2,714,775 | 680,400   | 153,248   |
|                       | 大分        | 2.4%   | 11,700     | 0          | 90        | 4,770     | 1,890     | 4,230     | 630       | 0         | 0         | 0         | 0         | 0         | 90        |
|                       |           |        | 1.8%       | 876,740    | 0         | 14,175    | 273,200   | 157,500   | 388,395   | 30,240    | 0         | 0         | 0         | 0         | 13,230    |
|                       | 福岡        | 2.6%   | 12,825     | 540        | 60        | 1,595     | 5,150     | 1,050     | 40        | 540       | 210       | 460       | 1,580     | 1,000     | 600       |
|                       |           |        | 2.5%       | 1,274,805  | 37,590    | 20,160    | 133,193   | 495,810   | 117,180   | 4,200     | 74,550    | 22,523    | 57,330    | 183,960   | 96,180    |
|                       | 佐賀        | 1.0%   | 4,945      | 1,760      | 1,110     | 1,785     | 230       | 0         | 0         | 0         | 0         | 0         | 0         | 0         | 60        |
|                       |           |        | 1.8%       | 925,365    | 376,845   | 248,745   | 266,700   | 20,475    | 0         | 0         | 0         | 0         | 0         | 0         | 12,600    |
|                       | 長崎        | 0.0%   | 0          | 0          | 0         | 0         | 0         | 0         | 0         | 0         | 0         | 0         | 0         | 0         | 0         |
|                       |           |        | 0.0%       | 0          | 0         | 0         | 0         | 0         | 0         | 0         | 0         | 0         | 0         | 0         | 0         |
|                       | 沖縄        | 0.0%   | 100        | 0          | 100       | 0         | 0         | 0         | 0         | 0         | 0         | 0         | 0         | 0         | 0         |
|                       |           |        | 0.0%       | 7,350      | 0         | 7,350     | 0         | 0         | 0         | 0         | 0         | 0         | 0         | 0         | 0         |
|                       | その他<br>県外 | 14.9%  | 72,080     | 5,520      | 0         | 0         | 460       | 100       | 200       | 0         | 0         | 7,000     | 12,200    | 22,920    | 23,680    |
|                       |           |        | 15.0%      | 7,497,735  | 720,405   | 0         | 0         | 51,450    | 8,925     | 15,120    | 0         | 0         | 1,102,290 | 1,386,840 | 2,282,637 |

## 切花

上段:数量:本  
下段:金額:円

| 品目名       | 産地名 | 産地別割合  | 合計        | 4月      | 5月     | 6月     | 7月      | 8月      | 9月      | 10月     | 11月     | 12月     | 1月      | 2月      | 3月      |
|-----------|-----|--------|-----------|---------|--------|--------|---------|---------|---------|---------|---------|---------|---------|---------|---------|
| 合計        |     | 100.0% | 36,342    | 6,710   | 1,020  | 585    | 2,514   | 1,301   | 1,499   | 2,305   | 1,471   | 2,628   | 1,939   | 5,435   | 8,935   |
|           |     | 100.0% | 2,437,995 | 306,233 | 65,205 | 77,417 | 262,049 | 126,326 | 149,048 | 270,533 | 187,940 | 186,900 | 113,978 | 233,678 | 458,693 |
| 単価        |     |        | 67        | 46      | 64     | 132    | 104     | 97      | 99      | 117     | 128     | 71      | 59      | 43      | 51      |
| 前年<br>対比  |     |        | 89.8%     | 63.8%   | 33.2%  | 65.8%  | 124.0%  | 69.7%   | 97.3%   | 73.3%   | 397.6%  | 64.9%   | 63.8%   | 161.3%  | 135.6%  |
|           |     |        | 105.6%    | 96.7%   | 50.1%  | 91.4%  | 141.4%  | 72.6%   | 104.0%  | 156.6%  | 610.9%  | 52.7%   | 83.7%   | 125.5%  | 116.4%  |
| 市内        |     | 49.0%  | 17,810    | 5,500   | 0      | 0      | 0       | 0       | 0       | 0       | 0       | 620     | 1,540   | 3,300   | 6,850   |
|           |     | 34.2%  | 834,120   | 245,385 | 0      | 0      | 0       | 0       | 0       | 0       | 0       | 47,040  | 80,955  | 137,865 | 322,875 |
| 三股町       |     | 0.0%   | 0         | 0       | 0      | 0      | 0       | 0       | 0       | 0       | 0       | 0       | 0       | 0       | 0       |
|           |     | 0.0%   | 0         | 0       | 0      | 0      | 0       | 0       | 0       | 0       | 0       | 0       | 0       | 0       | 0       |
| 西諸<br>県郡  |     | 0.0%   | 0         | 0       | 0      | 0      | 0       | 0       | 0       | 0       | 0       | 0       | 0       | 0       | 0       |
|           |     | 0.0%   | 0         | 0       | 0      | 0      | 0       | 0       | 0       | 0       | 0       | 0       | 0       | 0       | 0       |
| 県内        |     | 0.0%   | 0         | 0       | 0      | 0      | 0       | 0       | 0       | 0       | 0       | 0       | 0       | 0       | 0       |
|           |     | 0.0%   | 0         | 0       | 0      | 0      | 0       | 0       | 0       | 0       | 0       | 0       | 0       | 0       | 0       |
| 曾於市       |     | 0.0%   | 0         | 0       | 0      | 0      | 0       | 0       | 0       | 0       | 0       | 0       | 0       | 0       | 0       |
|           |     | 0.0%   | 0         | 0       | 0      | 0      | 0       | 0       | 0       | 0       | 0       | 0       | 0       | 0       | 0       |
| 霧島市       |     | 0.0%   | 0         | 0       | 0      | 0      | 0       | 0       | 0       | 0       | 0       | 0       | 0       | 0       | 0       |
|           |     | 0.0%   | 0         | 0       | 0      | 0      | 0       | 0       | 0       | 0       | 0       | 0       | 0       | 0       | 0       |
| 鹿児島<br>県内 |     | 0.0%   | 0         | 0       | 0      | 0      | 0       | 0       | 0       | 0       | 0       | 0       | 0       | 0       | 0       |
|           |     | 0.0%   | 0         | 0       | 0      | 0      | 0       | 0       | 0       | 0       | 0       | 0       | 0       | 0       | 0       |
| 熊本        |     | 22.8%  | 8,299     | 700     | 860    | 345    | 1,909   | 870     | 275     | 550     | 70      | 0       | 0       | 1,145   | 1,575   |
|           |     | 28.3%  | 689,798   | 32,550  | 46,725 | 43,344 | 216,059 | 91,508  | 32,760  | 61,425  | 9,555   | 0       | 0       | 62,423  | 93,450  |
| 大分        |     | 0.0%   | 0         | 0       | 0      | 0      | 0       | 0       | 0       | 0       | 0       | 0       | 0       | 0       | 0       |
|           |     | 0.0%   | 0         | 0       | 0      | 0      | 0       | 0       | 0       | 0       | 0       | 0       | 0       | 0       | 0       |
| 福岡        |     | 16.8%  | 6,113     | 210     | 80     | 240    | 395     | 271     | 1,174   | 1,755   | 821     | 408     | 399     | 30      | 330     |
|           |     | 26.6%  | 647,378   | 12,548  | 5,880  | 34,073 | 28,245  | 22,953  | 109,988 | 208,478 | 107,405 | 58,170  | 33,023  | 3,150   | 23,468  |
| 佐賀        |     | 0.0%   | 0         | 0       | 0      | 0      | 0       | 0       | 0       | 0       | 0       | 0       | 0       | 0       | 0       |
|           |     | 0.0%   | 0         | 0       | 0      | 0      | 0       | 0       | 0       | 0       | 0       | 0       | 0       | 0       | 0       |
| 長崎        |     | 0.0%   | 0         | 0       | 0      | 0      | 0       | 0       | 0       | 0       | 0       | 0       | 0       | 0       | 0       |
|           |     | 0.0%   | 0         | 0       | 0      | 0      | 0       | 0       | 0       | 0       | 0       | 0       | 0       | 0       | 0       |
| 沖縄        |     | 0.0%   | 0         | 0       | 0      | 0      | 0       | 0       | 0       | 0       | 0       | 0       | 0       | 0       | 0       |
|           |     | 0.0%   | 0         | 0       | 0      | 0      | 0       | 0       | 0       | 0       | 0       | 0       | 0       | 0       | 0       |
| その他<br>県外 |     | 11.3%  | 4,120     | 300     | 80     | 0      | 210     | 160     | 50      | 0       | 580     | 1,600   | 0       | 960     | 180     |
|           |     | 10.9%  | 266,700   | 15,750  | 12,600 | 0      | 17,745  | 11,865  | 6,300   | 630     | 70,980  | 81,690  | 0       | 30,240  | 18,900  |

カラー



## 切花

上段:数量:本  
下段:金額:円

| 品目名       | 産地名 | 産地別割合  | 合計         | 4月        | 5月      | 6月      | 7月      | 8月      | 9月      | 10月     | 11月       | 12月       | 1月        | 2月        | 3月        |
|-----------|-----|--------|------------|-----------|---------|---------|---------|---------|---------|---------|-----------|-----------|-----------|-----------|-----------|
| 合計        |     | 100.0% | 350,142    | 52,355    | 45,365  | 30,033  | 14,900  | 15,246  | 16,600  | 18,815  | 26,520    | 27,480    | 25,240    | 33,695    | 43,893    |
|           |     | 100.0% | 10,795,958 | 1,174,688 | 870,975 | 509,329 | 164,798 | 149,111 | 340,463 | 584,299 | 1,054,358 | 1,336,466 | 1,082,813 | 1,263,885 | 2,264,777 |
| 単価        |     |        | 31         | 22        | 19      | 17      | 11      | 10      | 21      | 31      | 40        | 49        | 43        | 38        | 52        |
| 前年<br>対比  |     |        | 92.6%      | 123.7%    | 88.2%   | 117.3%  | 90.8%   | 43.6%   | 93.7%   | 55.1%   | 71.4%     | 119.0%    | 122.6%    | 121.7%    | 93.8%     |
|           |     |        | 99.0%      | 125.4%    | 81.0%   | 95.2%   | 44.2%   | 38.5%   | 92.9%   | 54.7%   | 118.4%    | 138.5%    | 150.4%    | 114.5%    | 91.2%     |
| 市内        |     | 0.0%   | 0          | 0         | 0       | 0       | 0       | 0       | 0       | 0       | 0         | 0         | 0         | 0         | 0         |
|           |     | 0.0%   | 0          | 0         | 0       | 0       | 0       | 0       | 0       | 0       | 0         | 0         | 0         | 0         | 0         |
| 三股町       |     | 0.0%   | 0          | 0         | 0       | 0       | 0       | 0       | 0       | 0       | 0         | 0         | 0         | 0         | 0         |
|           |     | 0.0%   | 0          | 0         | 0       | 0       | 0       | 0       | 0       | 0       | 0         | 0         | 0         | 0         | 0         |
| 西諸<br>県郡  |     | 0.0%   | 0          | 0         | 0       | 0       | 0       | 0       | 0       | 0       | 0         | 0         | 0         | 0         | 0         |
|           |     | 0.0%   | 0          | 0         | 0       | 0       | 0       | 0       | 0       | 0       | 0         | 0         | 0         | 0         | 0         |
| 県内        |     | 0.0%   | 0          | 0         | 0       | 0       | 0       | 0       | 0       | 0       | 0         | 0         | 0         | 0         | 0         |
|           |     | 0.0%   | 0          | 0         | 0       | 0       | 0       | 0       | 0       | 0       | 0         | 0         | 0         | 0         | 0         |
| 曾於市       |     | 8.8%   | 30,878     | 4,270     | 3,250   | 1,448   | 0       | 0       | 0       | 670     | 3,070     | 3,930     | 3,410     | 3,970     | 6,860     |
|           |     | 23.8%  | 2,564,520  | 280,088   | 188,475 | 81,953  | 0       | 0       | 0       | 55,020  | 269,745   | 363,300   | 317,625   | 325,080   | 683,235   |
| 霧島市       |     | 0.0%   | 0          | 0         | 0       | 0       | 0       | 0       | 0       | 0       | 0         | 0         | 0         | 0         | 0         |
|           |     | 0.0%   | 0          | 0         | 0       | 0       | 0       | 0       | 0       | 0       | 0         | 0         | 0         | 0         | 0         |
| 鹿児島<br>県内 |     | 0.0%   | 0          | 0         | 0       | 0       | 0       | 0       | 0       | 0       | 0         | 0         | 0         | 0         | 0         |
|           |     | 0.0%   | 0          | 0         | 0       | 0       | 0       | 0       | 0       | 0       | 0         | 0         | 0         | 0         | 0         |
| 熊本        |     | 31.0%  | 108,634    | 23,525    | 21,215  | 7,785   | 3,000   | 446     | 4,200   | 5,100   | 11,450    | 8,850     | 7,450     | 8,480     | 7,133     |
|           |     | 30.7%  | 3,310,214  | 539,333   | 399,000 | 126,656 | 27,300  | 11,687  | 120,750 | 202,125 | 452,550   | 417,638   | 328,125   | 298,935   | 386,117   |
| 大分        |     | 0.0%   | 0          | 0         | 0       | 0       | 0       | 0       | 0       | 0       | 0         | 0         | 0         | 0         | 0         |
|           |     | 0.0%   | 0          | 0         | 0       | 0       | 0       | 0       | 0       | 0       | 0         | 0         | 0         | 0         | 0         |
| 福岡        |     | 60.2%  | 210,630    | 24,560    | 20,900  | 20,800  | 11,900  | 14,800  | 12,400  | 13,045  | 12,000    | 14,700    | 14,380    | 21,245    | 29,900    |
|           |     | 45.6%  | 4,921,224  | 355,268   | 283,500 | 300,720 | 137,498 | 137,424 | 219,713 | 327,154 | 332,063   | 555,529   | 437,063   | 639,870   | 1,195,425 |
| 佐賀        |     | 0.0%   | 0          | 0         | 0       | 0       | 0       | 0       | 0       | 0       | 0         | 0         | 0         | 0         | 0         |
|           |     | 0.0%   | 0          | 0         | 0       | 0       | 0       | 0       | 0       | 0       | 0         | 0         | 0         | 0         | 0         |
| 長崎        |     | 0.0%   | 0          | 0         | 0       | 0       | 0       | 0       | 0       | 0       | 0         | 0         | 0         | 0         | 0         |
|           |     | 0.0%   | 0          | 0         | 0       | 0       | 0       | 0       | 0       | 0       | 0         | 0         | 0         | 0         | 0         |
| 沖縄        |     | 0.0%   | 0          | 0         | 0       | 0       | 0       | 0       | 0       | 0       | 0         | 0         | 0         | 0         | 0         |
|           |     | 0.0%   | 0          | 0         | 0       | 0       | 0       | 0       | 0       | 0       | 0         | 0         | 0         | 0         | 0         |
| その他<br>県外 |     | 0.0%   | 0          | 0         | 0       | 0       | 0       | 0       | 0       | 0       | 0         | 0         | 0         | 0         | 0         |
|           |     | 0.0%   | 0          | 0         | 0       | 0       | 0       | 0       | 0       | 0       | 0         | 0         | 0         | 0         | 0         |

## 切花

上段:数量:本  
下段:金額:円

| 品目名       | 産地名 | 産地別割合  | 合計         | 4月        | 5月        | 6月      | 7月      | 8月      | 9月      | 10月     | 11月       | 12月       | 1月        | 2月        | 3月        |
|-----------|-----|--------|------------|-----------|-----------|---------|---------|---------|---------|---------|-----------|-----------|-----------|-----------|-----------|
| 合計        |     | 100.0% | 274,373    | 31,370    | 34,975    | 14,571  | 7,640   | 3,010   | 7,440   | 7,539   | 18,413    | 42,183    | 35,731    | 33,739    | 37,762    |
|           |     | 100.0% | 20,005,949 | 1,792,534 | 1,799,768 | 744,440 | 674,678 | 325,080 | 715,890 | 910,518 | 1,972,000 | 3,441,029 | 2,585,657 | 1,952,995 | 3,091,363 |
| 単価        |     |        | 73         | 57        | 51        | 51      | 88      | 108     | 96      | 121     | 107       | 82        | 72        | 58        | 82        |
| 前年<br>対比  |     |        | 119.1%     | 111.1%    | 160.4%    | 179.0%  | 234.4%  | 105.6%  | 168.3%  | 92.8%   | 71.0%     | 131.0%    | 163.7%    | 126.9%    | 80.4%     |
|           |     |        | 119.6%     | 111.4%    | 131.7%    | 145.7%  | 157.2%  | 75.7%   | 135.3%  | 100.3%  | 140.6%    | 156.8%    | 137.0%    | 103.9%    | 86.5%     |
| 市内        |     | 0.0%   | 50         | 0         | 0         | 0       | 0       | 0       | 0       | 0       | 0         | 0         | 50        | 0         | 0         |
|           |     | 0.1%   | 10,500     | 0         | 0         | 0       | 0       | 0       | 0       | 0       | 0         | 0         | 10,500    | 0         | 0         |
| 三股町       |     | 0.0%   | 0          | 0         | 0         | 0       | 0       | 0       | 0       | 0       | 0         | 0         | 0         | 0         | 0         |
|           |     | 0.0%   | 0          | 0         | 0         | 0       | 0       | 0       | 0       | 0       | 0         | 0         | 0         | 0         | 0         |
| 西諸<br>県郡  |     | 0.0%   | 0          | 0         | 0         | 0       | 0       | 0       | 0       | 0       | 0         | 0         | 0         | 0         | 0         |
|           |     | 0.0%   | 0          | 0         | 0         | 0       | 0       | 0       | 0       | 0       | 0         | 0         | 0         | 0         | 0         |
| 県内        |     | 52.7%  | 144,663    | 24,670    | 17,090    | 4,916   | 0       | 0       | 0       | 3,499   | 10,363    | 33,008    | 21,881    | 16,064    | 13,172    |
|           |     | 39.4%  | 7,875,898  | 1,154,528 | 781,715   | 177,324 | 0       | 0       | 0       | 414,425 | 849,235   | 2,010,456 | 1,096,284 | 712,236   | 679,697   |
| 曾於市       |     | 0.0%   | 0          | 0         | 0         | 0       | 0       | 0       | 0       | 0       | 0         | 0         | 0         | 0         | 0         |
|           |     | 0.0%   | 0          | 0         | 0         | 0       | 0       | 0       | 0       | 0       | 0         | 0         | 0         | 0         | 0         |
| 霧島市       |     | 0.0%   | 0          | 0         | 0         | 0       | 0       | 0       | 0       | 0       | 0         | 0         | 0         | 0         | 0         |
|           |     | 0.0%   | 0          | 0         | 0         | 0       | 0       | 0       | 0       | 0       | 0         | 0         | 0         | 0         | 0         |
| 鹿児島<br>県内 |     | 0.0%   | 0          | 0         | 0         | 0       | 0       | 0       | 0       | 0       | 0         | 0         | 0         | 0         | 0         |
|           |     | 0.0%   | 0          | 0         | 0         | 0       | 0       | 0       | 0       | 0       | 0         | 0         | 0         | 0         | 0         |
| 熊本        |     | 16.7%  | 45,800     | 2,390     | 10,015    | 3,615   | 790     | 520     | 5,450   | 2,280   | 250       | 2,175     | 4,200     | 6,125     | 7,990     |
|           |     | 13.4%  | 2,673,836  | 102,401   | 323,951   | 148,691 | 53,445  | 53,760  | 474,495 | 235,620 | 27,300    | 181,125   | 264,338   | 247,249   | 561,461   |
| 大分        |     | 0.0%   | 0          | 0         | 0         | 0       | 0       | 0       | 0       | 0       | 0         | 0         | 0         | 0         | 0         |
|           |     | 0.0%   | 0          | 0         | 0         | 0       | 0       | 0       | 0       | 0       | 0         | 0         | 0         | 0         | 0         |
| 福岡        |     | 29.0%  | 79,700     | 4,310     | 7,870     | 5,440   | 5,720   | 660     | 1,550   | 1,600   | 7,800     | 7,000     | 9,600     | 11,550    | 16,600    |
|           |     | 44.3%  | 8,854,776  | 535,605   | 694,103   | 327,180 | 444,098 | 55,755  | 167,160 | 227,714 | 1,095,465 | 1,249,448 | 1,214,535 | 993,510   | 1,850,205 |
| 佐賀        |     | 0.0%   | 0          | 0         | 0         | 0       | 0       | 0       | 0       | 0       | 0         | 0         | 0         | 0         | 0         |
|           |     | 0.0%   | 0          | 0         | 0         | 0       | 0       | 0       | 0       | 0       | 0         | 0         | 0         | 0         | 0         |
| 長崎        |     | 0.0%   | 0          | 0         | 0         | 0       | 0       | 0       | 0       | 0       | 0         | 0         | 0         | 0         | 0         |
|           |     | 0.0%   | 0          | 0         | 0         | 0       | 0       | 0       | 0       | 0       | 0         | 0         | 0         | 0         | 0         |
| 沖縄        |     | 0.0%   | 0          | 0         | 0         | 0       | 0       | 0       | 0       | 0       | 0         | 0         | 0         | 0         | 0         |
|           |     | 0.0%   | 0          | 0         | 0         | 0       | 0       | 0       | 0       | 0       | 0         | 0         | 0         | 0         | 0         |
| その他<br>県外 |     | 1.5%   | 4,160      | 0         | 0         | 600     | 1,130   | 1,830   | 440     | 160     | 0         | 0         | 0         | 0         | 0         |
|           |     | 3.0%   | 590,940    | 0         | 0         | 91,245  | 177,135 | 215,565 | 74,235  | 32,760  | 0         | 0         | 0         | 0         | 0         |

## 宿根カスミ草

## 切花

上段:数量:本  
下段:金額:円

| 品目名       | 産地名 | 産地別割合  | 合計        | 4月      | 5月     | 6月     | 7月    | 8月     | 9月      | 10月     | 11月     | 12月     | 1月      | 2月     | 3月      |
|-----------|-----|--------|-----------|---------|--------|--------|-------|--------|---------|---------|---------|---------|---------|--------|---------|
| 合計        |     | 100.0% | 12,977    | 834     | 569    | 124    | 80    | 384    | 2,538   | 2,406   | 2,082   | 1,148   | 1,166   | 809    | 837     |
|           |     | 100.0% | 1,390,127 | 101,640 | 72,902 | 19,005 | 7,560 | 50,012 | 230,885 | 203,081 | 180,957 | 196,172 | 129,213 | 85,974 | 112,728 |
| 単価        |     |        | 107       | 122     | 128    | 153    | 95    | 130    | 91      | 84      | 87      | 171     | 111     | 106    | 135     |
| 前年<br>対比  |     |        | 97.0%     | 105.2%  | 98.1%  | 127.8% | 0.0%  | 202.1% | 116.3%  | 99.8%   | 78.1%   | 69.6%   | 89.6%   | 114.4% | 104.8%  |
|           |     |        | 98.6%     | 107.1%  | 118.7% | 124.4% | 0.0%  | 275.3% | 97.8%   | 83.9%   | 89.6%   | 119.3%  | 79.2%   | 86.8%  | 99.7%   |
| 市内        |     | 0.0%   | 0         | 0       | 0      | 0      | 0     | 0      | 0       | 0       | 0       | 0       | 0       | 0      | 0       |
|           |     | 0.0%   | 0         | 0       | 0      | 0      | 0     | 0      | 0       | 0       | 0       | 0       | 0       | 0      | 0       |
| 三股町       |     | 6.4%   | 837       | 0       | 0      | 0      | 0     | 0      | 0       | 0       | 300     | 164     | 257     | 50     | 66      |
|           |     | 5.3%   | 72,996    | 0       | 0      | 0      | 0     | 0      | 0       | 0       | 16,590  | 23,331  | 21,693  | 5,040  | 6,342   |
| 西諸<br>県郡  |     | 0.0%   | 0         | 0       | 0      | 0      | 0     | 0      | 0       | 0       | 0       | 0       | 0       | 0      | 0       |
|           |     | 0.0%   | 0         | 0       | 0      | 0      | 0     | 0      | 0       | 0       | 0       | 0       | 0       | 0      | 0       |
| 県内        |     | 0.0%   | 0         | 0       | 0      | 0      | 0     | 0      | 0       | 0       | 0       | 0       | 0       | 0      | 0       |
|           |     | 0.0%   | 0         | 0       | 0      | 0      | 0     | 0      | 0       | 0       | 0       | 0       | 0       | 0      | 0       |
| 曾於市       |     | 21.9%  | 2,848     | 190     | 0      | 0      | 0     | 39     | 460     | 590     | 150     | 369     | 590     | 340    | 120     |
|           |     | 25.3%  | 352,013   | 23,940  | 0      | 0      | 0     | 10,217 | 50,295  | 54,180  | 14,595  | 80,640  | 67,221  | 35,805 | 15,120  |
| 霧島市       |     | 0.0%   | 0         | 0       | 0      | 0      | 0     | 0      | 0       | 0       | 0       | 0       | 0       | 0      | 0       |
|           |     | 0.0%   | 0         | 0       | 0      | 0      | 0     | 0      | 0       | 0       | 0       | 0       | 0       | 0      | 0       |
| 鹿児島<br>県内 |     | 62.5%  | 8,112     | 594     | 569    | 124    | 0     | 20     | 1,518   | 1,651   | 1,632   | 615     | 319     | 419    | 651     |
|           |     | 62.6%  | 869,831   | 75,075  | 72,902 | 19,005 | 0     | 3,150  | 141,162 | 139,871 | 149,772 | 92,201  | 40,299  | 45,129 | 91,266  |
| 熊本        |     | 0.9%   | 115       | 0       | 0      | 0      | 0     | 0      | 115     | 0       | 0       | 0       | 0       | 0      | 0       |
|           |     | 0.8%   | 11,025    | 0       | 0      | 0      | 0     | 0      | 11,025  | 0       | 0       | 0       | 0       | 0      | 0       |
| 大分        |     | 0.0%   | 0         | 0       | 0      | 0      | 0     | 0      | 0       | 0       | 0       | 0       | 0       | 0      | 0       |
|           |     | 0.0%   | 0         | 0       | 0      | 0      | 0     | 0      | 0       | 0       | 0       | 0       | 0       | 0      | 0       |
| 福岡        |     | 0.0%   | 0         | 0       | 0      | 0      | 0     | 0      | 0       | 0       | 0       | 0       | 0       | 0      | 0       |
|           |     | 0.0%   | 0         | 0       | 0      | 0      | 0     | 0      | 0       | 0       | 0       | 0       | 0       | 0      | 0       |
| 佐賀        |     | 0.0%   | 0         | 0       | 0      | 0      | 0     | 0      | 0       | 0       | 0       | 0       | 0       | 0      | 0       |
|           |     | 0.0%   | 0         | 0       | 0      | 0      | 0     | 0      | 0       | 0       | 0       | 0       | 0       | 0      | 0       |
| 長崎        |     | 0.0%   | 0         | 0       | 0      | 0      | 0     | 0      | 0       | 0       | 0       | 0       | 0       | 0      | 0       |
|           |     | 0.0%   | 0         | 0       | 0      | 0      | 0     | 0      | 0       | 0       | 0       | 0       | 0       | 0      | 0       |
| 沖縄        |     | 7.4%   | 955       | 50      | 0      | 0      | 40    | 325    | 375     | 165     | 0       | 0       | 0       | 0      | 0       |
|           |     | 5.6%   | 77,543    | 2,625   | 0      | 0      | 3,360 | 36,645 | 25,883  | 9,030   | 0       | 0       | 0       | 0      | 0       |
| その他<br>県外 |     | 0.8%   | 110       | 0       | 0      | 0      | 40    | 0      | 70      | 0       | 0       | 0       | 0       | 0      | 0       |
|           |     | 0.5%   | 6,720     | 0       | 0      | 0      | 4,200 | 0      | 2,520   | 0       | 0       | 0       | 0       | 0      | 0       |

ストレチア

## 切花

上段:数量:本  
下段:金額:円

| 品目名       | 産地名 | 産地別割合  | 合計         | 4月   | 5月   | 6月      | 7月        | 8月        | 9月        | 10月       | 11月     | 12月  | 1月   | 2月   | 3月   |
|-----------|-----|--------|------------|------|------|---------|-----------|-----------|-----------|-----------|---------|------|------|------|------|
| 合計        |     | 100.0% | 235,237    | 0    | 0    | 2,320   | 33,240    | 97,339    | 52,599    | 42,639    | 7,100   | 0    | 0    | 0    | 0    |
|           |     | 100.0% | 12,389,932 | 0    | 0    | 108,948 | 1,709,306 | 5,601,309 | 2,838,544 | 1,848,116 | 283,710 | 0    | 0    | 0    | 0    |
| 単価        |     |        | 53         | 0    | 0    | 47      | 51        | 58        | 54        | 43        | 40      | 0    | 0    | 0    | 0    |
| 前年<br>対比  |     |        | 95.2%      | 0.0% | 0.0% | 188.6%  | 171.9%    | 85.1%     | 76.7%     | 103.7%    | 284.0%  | 0.0% | 0.0% | 0.0% | 0.0% |
|           |     |        | 95.8%      | 0.0% | 0.0% | 181.6%  | 174.0%    | 89.8%     | 83.8%     | 86.4%     | 219.9%  | 0.0% | 0.0% | 0.0% | 0.0% |
| 市内        |     | 0.0%   | 0          | 0    | 0    | 0       | 0         | 0         | 0         | 0         | 0       | 0    | 0    | 0    | 0    |
|           |     | 0.0%   | 0          | 0    | 0    | 0       | 0         | 0         | 0         | 0         | 0       | 0    | 0    | 0    | 0    |
| 三股町       |     | 0.0%   | 0          | 0    | 0    | 0       | 0         | 0         | 0         | 0         | 0       | 0    | 0    | 0    | 0    |
|           |     | 0.0%   | 0          | 0    | 0    | 0       | 0         | 0         | 0         | 0         | 0       | 0    | 0    | 0    | 0    |
| 西諸<br>県郡  |     | 0.0%   | 0          | 0    | 0    | 0       | 0         | 0         | 0         | 0         | 0       | 0    | 0    | 0    | 0    |
|           |     | 0.0%   | 0          | 0    | 0    | 0       | 0         | 0         | 0         | 0         | 0       | 0    | 0    | 0    | 0    |
| 県内        |     | 0.0%   | 0          | 0    | 0    | 0       | 0         | 0         | 0         | 0         | 0       | 0    | 0    | 0    | 0    |
|           |     | 0.0%   | 0          | 0    | 0    | 0       | 0         | 0         | 0         | 0         | 0       | 0    | 0    | 0    | 0    |
| 曾於市       |     | 0.0%   | 0          | 0    | 0    | 0       | 0         | 0         | 0         | 0         | 0       | 0    | 0    | 0    | 0    |
|           |     | 0.0%   | 0          | 0    | 0    | 0       | 0         | 0         | 0         | 0         | 0       | 0    | 0    | 0    | 0    |
| 霧島市       |     | 0.0%   | 0          | 0    | 0    | 0       | 0         | 0         | 0         | 0         | 0       | 0    | 0    | 0    | 0    |
|           |     | 0.0%   | 0          | 0    | 0    | 0       | 0         | 0         | 0         | 0         | 0       | 0    | 0    | 0    | 0    |
| 鹿児島<br>県内 |     | 0.0%   | 0          | 0    | 0    | 0       | 0         | 0         | 0         | 0         | 0       | 0    | 0    | 0    | 0    |
|           |     | 0.0%   | 0          | 0    | 0    | 0       | 0         | 0         | 0         | 0         | 0       | 0    | 0    | 0    | 0    |
| 熊本        |     | 30.3%  | 71,310     | 0    | 0    | 1,210   | 13,590    | 23,770    | 18,530    | 14,030    | 180     | 0    | 0    | 0    | 0    |
|           |     | 30.7%  | 3,802,964  | 0    | 0    | 17,913  | 659,516   | 1,462,073 | 996,608   | 656,145   | 10,710  | 0    | 0    | 0    | 0    |
| 大分        |     | 0.0%   | 0          | 0    | 0    | 0       | 0         | 0         | 0         | 0         | 0       | 0    | 0    | 0    | 0    |
|           |     | 0.0%   | 0          | 0    | 0    | 0       | 0         | 0         | 0         | 0         | 0       | 0    | 0    | 0    | 0    |
| 福岡        |     | 24.7%  | 58,177     | 0    | 0    | 910     | 9,050     | 26,709    | 7,999     | 9,269     | 4,240   | 0    | 0    | 0    | 0    |
|           |     | 25.0%  | 3,097,579  | 0    | 0    | 70,875  | 459,270   | 1,507,632 | 457,301   | 428,883   | 173,618 | 0    | 0    | 0    | 0    |
| 佐賀        |     | 0.0%   | 0          | 0    | 0    | 0       | 0         | 0         | 0         | 0         | 0       | 0    | 0    | 0    | 0    |
|           |     | 0.0%   | 0          | 0    | 0    | 0       | 0         | 0         | 0         | 0         | 0       | 0    | 0    | 0    | 0    |
| 長崎        |     | 0.0%   | 0          | 0    | 0    | 0       | 0         | 0         | 0         | 0         | 0       | 0    | 0    | 0    | 0    |
|           |     | 0.0%   | 0          | 0    | 0    | 0       | 0         | 0         | 0         | 0         | 0       | 0    | 0    | 0    | 0    |
| 沖縄        |     | 0.0%   | 0          | 0    | 0    | 0       | 0         | 0         | 0         | 0         | 0       | 0    | 0    | 0    | 0    |
|           |     | 0.0%   | 0          | 0    | 0    | 0       | 0         | 0         | 0         | 0         | 0       | 0    | 0    | 0    | 0    |
| その他<br>県外 |     | 45.0%  | 105,750    | 0    | 0    | 200     | 10,600    | 46,860    | 26,070    | 19,340    | 2,680   | 0    | 0    | 0    | 0    |
|           |     | 44.3%  | 5,489,390  | 0    | 0    | 20,160  | 590,520   | 2,631,605 | 1,384,635 | 763,088   | 99,383  | 0    | 0    | 0    | 0    |

## 切花

上段:数量:本  
下段:金額:円

| 品目名       | 産地名 | 産地別割合  | 合計        | 4月      | 5月      | 6月     | 7月      | 8月        | 9月      | 10月     | 11月     | 12月     | 1月      | 2月      | 3月      |
|-----------|-----|--------|-----------|---------|---------|--------|---------|-----------|---------|---------|---------|---------|---------|---------|---------|
| 合計        |     | 100.0% | 21,783    | 2,443   | 858     | 110    | 1,498   | 2,945     | 996     | 1,253   | 992     | 2,208   | 1,919   | 2,384   | 4,177   |
|           |     | 100.0% | 5,787,863 | 434,973 | 137,288 | 77,910 | 653,688 | 1,135,460 | 333,680 | 436,580 | 453,453 | 606,113 | 459,354 | 403,253 | 656,114 |
| 単価        |     |        | 266       | 178     | 160     | 708    | 436     | 386       | 335     | 348     | 457     | 275     | 239     | 169     | 157     |
| 前年<br>対比  |     |        | 112.9%    | 122.9%  | 75.9%   | 125.0% | 94.7%   | 162.8%    | 90.5%   | 232.9%  | 530.5%  | 75.0%   | 147.5%  | 80.6%   | 114.0%  |
|           |     |        | 93.7%     | 119.5%  | 39.8%   | 127.1% | 91.2%   | 151.3%    | 74.4%   | 158.0%  | 693.0%  | 47.7%   | 122.8%  | 58.0%   | 80.9%   |
| 市内        |     | 0.0%   | 0         | 0       | 0       | 0      | 0       | 0         | 0       | 0       | 0       | 0       | 0       | 0       | 0       |
|           |     | 0.0%   | 0         | 0       | 0       | 0      | 0       | 0         | 0       | 0       | 0       | 0       | 0       | 0       | 0       |
| 三股町       |     | 0.0%   | 0         | 0       | 0       | 0      | 0       | 0         | 0       | 0       | 0       | 0       | 0       | 0       | 0       |
|           |     | 0.0%   | 0         | 0       | 0       | 0      | 0       | 0         | 0       | 0       | 0       | 0       | 0       | 0       | 0       |
| 西諸<br>県郡  |     | 0.0%   | 0         | 0       | 0       | 0      | 0       | 0         | 0       | 0       | 0       | 0       | 0       | 0       | 0       |
|           |     | 0.0%   | 0         | 0       | 0       | 0      | 0       | 0         | 0       | 0       | 0       | 0       | 0       | 0       | 0       |
| 県内        |     | 7.9%   | 1,718     | 0       | 0       | 0      | 0       | 0         | 0       | 0       | 0       | 187     | 482     | 537     | 512     |
|           |     | 3.0%   | 176,369   | 0       | 0       | 0      | 0       | 0         | 0       | 0       | 0       | 28,718  | 46,788  | 57,288  | 43,575  |
| 曾於市       |     | 0.0%   | 0         | 0       | 0       | 0      | 0       | 0         | 0       | 0       | 0       | 0       | 0       | 0       | 0       |
|           |     | 0.0%   | 0         | 0       | 0       | 0      | 0       | 0         | 0       | 0       | 0       | 0       | 0       | 0       | 0       |
| 霧島市       |     | 0.0%   | 0         | 0       | 0       | 0      | 0       | 0         | 0       | 0       | 0       | 0       | 0       | 0       | 0       |
|           |     | 0.0%   | 0         | 0       | 0       | 0      | 0       | 0         | 0       | 0       | 0       | 0       | 0       | 0       | 0       |
| 鹿児島<br>県内 |     | 6.0%   | 1,300     | 810     | 490     | 0      | 0       | 0         | 0       | 0       | 0       | 0       | 0       | 0       | 0       |
|           |     | 3.2%   | 184,769   | 117,831 | 66,938  | 0      | 0       | 0         | 0       | 0       | 0       | 0       | 0       | 0       | 0       |
| 熊本        |     | 10.3%  | 2,254     | 0       | 50      | 0      | 0       | 0         | 0       | 0       | 659     | 1,032   | 112     | 401     | 0       |
|           |     | 14.2%  | 821,153   | 0       | 7,875   | 0      | 0       | 0         | 0       | 0       | 264,611 | 364,340 | 51,345  | 132,983 | 0       |
| 大分        |     | 0.0%   | 0         | 0       | 0       | 0      | 0       | 0         | 0       | 0       | 0       | 0       | 0       | 0       | 0       |
|           |     | 0.0%   | 0         | 0       | 0       | 0      | 0       | 0         | 0       | 0       | 0       | 0       | 0       | 0       | 0       |
| 福岡        |     | 23.5%  | 5,117     | 151     | 40      | 0      | 250     | 587       | 489     | 681     | 193     | 291     | 988     | 569     | 878     |
|           |     | 29.0%  | 1,680,105 | 38,693  | 6,300   | 0      | 140,595 | 277,085   | 162,740 | 258,395 | 118,493 | 119,438 | 279,825 | 110,051 | 168,494 |
| 佐賀        |     | 0.0%   | 0         | 0       | 0       | 0      | 0       | 0         | 0       | 0       | 0       | 0       | 0       | 0       | 0       |
|           |     | 0.0%   | 0         | 0       | 0       | 0      | 0       | 0         | 0       | 0       | 0       | 0       | 0       | 0       | 0       |
| 長崎        |     | 0.0%   | 0         | 0       | 0       | 0      | 0       | 0         | 0       | 0       | 0       | 0       | 0       | 0       | 0       |
|           |     | 0.0%   | 0         | 0       | 0       | 0      | 0       | 0         | 0       | 0       | 0       | 0       | 0       | 0       | 0       |
| 沖縄        |     | 0.0%   | 0         | 0       | 0       | 0      | 0       | 0         | 0       | 0       | 0       | 0       | 0       | 0       | 0       |
|           |     | 0.0%   | 0         | 0       | 0       | 0      | 0       | 0         | 0       | 0       | 0       | 0       | 0       | 0       | 0       |
| その他<br>県外 |     | 52.3%  | 11,394    | 1,482   | 278     | 110    | 1,248   | 2,358     | 507     | 572     | 140     | 698     | 337     | 877     | 2,787   |
|           |     | 50.5%  | 2,925,468 | 278,450 | 56,175  | 77,910 | 513,093 | 858,375   | 170,940 | 178,185 | 70,350  | 93,618  | 81,396  | 102,932 | 444,045 |

## 切花

上段:数量:本  
下段:金額:円

| 品目名       | 産地名 | 産地別割合  | 合計        | 4月      | 5月   | 6月      | 7月      | 8月      | 9月      | 10月     | 11月     | 12月     | 1月      | 2月      | 3月      |
|-----------|-----|--------|-----------|---------|------|---------|---------|---------|---------|---------|---------|---------|---------|---------|---------|
| 合計        |     | 100.0% | 11,817    | 1,564   | 0    | 379     | 330     | 162     | 378     | 674     | 1,085   | 1,675   | 1,261   | 1,401   | 2,908   |
|           |     | 100.0% | 6,505,538 | 684,957 | 0    | 374,262 | 378,105 | 251,265 | 313,919 | 401,163 | 562,559 | 904,628 | 872,645 | 849,104 | 912,933 |
| 単価        |     |        | 551       | 438     | 0    | 987     | 1,146   | 1,551   | 830     | 595     | 518     | 540     | 692     | 606     | 314     |
| 前年対比      |     |        | 156.3%    | 118.9%  | 0.0% | 371.6%  | 197.6%  | 125.6%  | 290.8%  | 210.0%  | 1339.5% | 1060.1% | 180.7%  | 66.0%   | 154.2%  |
|           |     |        | 148.2%    | 147.6%  | 0.0% | 247.5%  | 187.6%  | 182.3%  | 169.9%  | 138.0%  | 850.4%  | 284.0%  | 177.9%  | 79.9%   | 109.1%  |
| 市内        |     | 0.0%   | 0         | 0       | 0    | 0       | 0       | 0       | 0       | 0       | 0       | 0       | 0       | 0       | 0       |
|           |     | 0.0%   | 0         | 0       | 0    | 0       | 0       | 0       | 0       | 0       | 0       | 0       | 0       | 0       | 0       |
| 三股町       |     | 0.0%   | 0         | 0       | 0    | 0       | 0       | 0       | 0       | 0       | 0       | 0       | 0       | 0       | 0       |
|           |     | 0.0%   | 0         | 0       | 0    | 0       | 0       | 0       | 0       | 0       | 0       | 0       | 0       | 0       | 0       |
| 西諸<br>県郡  |     | 0.0%   | 0         | 0       | 0    | 0       | 0       | 0       | 0       | 0       | 0       | 0       | 0       | 0       | 0       |
|           |     | 0.0%   | 0         | 0       | 0    | 0       | 0       | 0       | 0       | 0       | 0       | 0       | 0       | 0       | 0       |
| 県内        |     | 21.7%  | 2,567     | 353     | 0    | 223     | 258     | 162     | 141     | 55      | 3       | 21      | 128     | 192     | 1,031   |
|           |     | 40.6%  | 2,640,698 | 487,358 | 0    | 332,745 | 359,205 | 251,265 | 182,595 | 96,390  | 7,350   | 47,250  | 310,695 | 304,500 | 261,345 |
| 曾於市       |     | 0.0%   | 0         | 0       | 0    | 0       | 0       | 0       | 0       | 0       | 0       | 0       | 0       | 0       | 0       |
|           |     | 0.0%   | 0         | 0       | 0    | 0       | 0       | 0       | 0       | 0       | 0       | 0       | 0       | 0       | 0       |
| 霧島市       |     | 0.0%   | 0         | 0       | 0    | 0       | 0       | 0       | 0       | 0       | 0       | 0       | 0       | 0       | 0       |
|           |     | 0.0%   | 0         | 0       | 0    | 0       | 0       | 0       | 0       | 0       | 0       | 0       | 0       | 0       | 0       |
| 鹿児島<br>県内 |     | 0.0%   | 0         | 0       | 0    | 0       | 0       | 0       | 0       | 0       | 0       | 0       | 0       | 0       | 0       |
|           |     | 0.0%   | 0         | 0       | 0    | 0       | 0       | 0       | 0       | 0       | 0       | 0       | 0       | 0       | 0       |
| 熊本        |     | 0.0%   | 0         | 0       | 0    | 0       | 0       | 0       | 0       | 0       | 0       | 0       | 0       | 0       | 0       |
|           |     | 0.0%   | 0         | 0       | 0    | 0       | 0       | 0       | 0       | 0       | 0       | 0       | 0       | 0       | 0       |
| 大分        |     | 0.0%   | 0         | 0       | 0    | 0       | 0       | 0       | 0       | 0       | 0       | 0       | 0       | 0       | 0       |
|           |     | 0.0%   | 0         | 0       | 0    | 0       | 0       | 0       | 0       | 0       | 0       | 0       | 0       | 0       | 0       |
| 福岡        |     | 32.9%  | 3,887     | 272     | 0    | 156     | 72      | 0       | 150     | 274     | 398     | 625     | 620     | 531     | 789     |
|           |     | 38.4%  | 2,496,144 | 70,875  | 0    | 41,517  | 18,900  | 0       | 110,250 | 200,382 | 283,269 | 463,785 | 450,692 | 392,301 | 464,174 |
| 佐賀        |     | 0.0%   | 0         | 0       | 0    | 0       | 0       | 0       | 0       | 0       | 0       | 0       | 0       | 0       | 0       |
|           |     | 0.0%   | 0         | 0       | 0    | 0       | 0       | 0       | 0       | 0       | 0       | 0       | 0       | 0       | 0       |
| 長崎        |     | 0.0%   | 0         | 0       | 0    | 0       | 0       | 0       | 0       | 0       | 0       | 0       | 0       | 0       | 0       |
|           |     | 0.0%   | 0         | 0       | 0    | 0       | 0       | 0       | 0       | 0       | 0       | 0       | 0       | 0       | 0       |
| 沖縄        |     | 0.0%   | 0         | 0       | 0    | 0       | 0       | 0       | 0       | 0       | 0       | 0       | 0       | 0       | 0       |
|           |     | 0.0%   | 0         | 0       | 0    | 0       | 0       | 0       | 0       | 0       | 0       | 0       | 0       | 0       | 0       |
| その他<br>県外 |     | 45.4%  | 5,363     | 939     | 0    | 0       | 0       | 0       | 87      | 345     | 684     | 1,029   | 513     | 678     | 1,088   |
|           |     | 21.0%  | 1,368,696 | 126,725 | 0    | 0       | 0       | 0       | 21,074  | 104,391 | 271,940 | 393,593 | 111,258 | 152,303 | 187,415 |

コチヨウラン

## 切花

上段:数量:本  
下段:金額:円

| 品目名       | 産地名 | 産地別割合  | 合計         | 4月      | 5月      | 6月      | 7月      | 8月        | 9月        | 10月       | 11月       | 12月       | 1月      | 2月        | 3月        |
|-----------|-----|--------|------------|---------|---------|---------|---------|-----------|-----------|-----------|-----------|-----------|---------|-----------|-----------|
| 合計        |     | 100.0% | 393,062    | 15,930  | 13,515  | 11,040  | 17,880  | 33,830    | 48,025    | 45,830    | 41,695    | 56,487    | 36,620  | 35,475    | 36,735    |
|           |     | 100.0% | 13,287,582 | 705,464 | 689,220 | 450,797 | 769,545 | 1,633,275 | 1,568,910 | 1,271,393 | 1,171,538 | 1,993,021 | 988,680 | 1,027,740 | 1,018,001 |
| 単価        |     |        | 34         | 44      | 51      | 41      | 43      | 48        | 33        | 28        | 28        | 35        | 27      | 29        | 28        |
| 前年対比      |     |        | 111.0%     | 88.8%   | 114.1%  | 77.2%   | 127.2%  | 86.2%     | 97.3%     | 100.6%    | 122.5%    | 202.2%    | 77.8%   | 114.5%    | 168.8%    |
|           |     |        | 100.1%     | 100.3%  | 131.1%  | 67.7%   | 112.0%  | 103.0%    | 105.2%    | 87.2%     | 113.7%    | 116.2%    | 79.4%   | 107.3%    | 84.5%     |
| 市内        |     | 0.0%   | 0          | 0       | 0       | 0       | 0       | 0         | 0         | 0         | 0         | 0         | 0       | 0         | 0         |
|           |     | 0.0%   | 0          | 0       | 0       | 0       | 0       | 0         | 0         | 0         | 0         | 0         | 0       | 0         | 0         |
| 三股町       |     | 0.0%   | 0          | 0       | 0       | 0       | 0       | 0         | 0         | 0         | 0         | 0         | 0       | 0         | 0         |
|           |     | 0.0%   | 0          | 0       | 0       | 0       | 0       | 0         | 0         | 0         | 0         | 0         | 0       | 0         | 0         |
| 西諸<br>県郡  |     | 0.0%   | 0          | 0       | 0       | 0       | 0       | 0         | 0         | 0         | 0         | 0         | 0       | 0         | 0         |
|           |     | 0.0%   | 0          | 0       | 0       | 0       | 0       | 0         | 0         | 0         | 0         | 0         | 0       | 0         | 0         |
| 県内        |     | 0.0%   | 0          | 0       | 0       | 0       | 0       | 0         | 0         | 0         | 0         | 0         | 0       | 0         | 0         |
|           |     | 0.0%   | 0          | 0       | 0       | 0       | 0       | 0         | 0         | 0         | 0         | 0         | 0       | 0         | 0         |
| 曾於市       |     | 0.0%   | 0          | 0       | 0       | 0       | 0       | 0         | 0         | 0         | 0         | 0         | 0       | 0         | 0         |
|           |     | 0.0%   | 0          | 0       | 0       | 0       | 0       | 0         | 0         | 0         | 0         | 0         | 0       | 0         | 0         |
| 霧島市       |     | 0.0%   | 0          | 0       | 0       | 0       | 0       | 0         | 0         | 0         | 0         | 0         | 0       | 0         | 0         |
|           |     | 0.0%   | 0          | 0       | 0       | 0       | 0       | 0         | 0         | 0         | 0         | 0         | 0       | 0         | 0         |
| 鹿児島<br>県内 |     | 0.0%   | 0          | 0       | 0       | 0       | 0       | 0         | 0         | 0         | 0         | 0         | 0       | 0         | 0         |
|           |     | 0.0%   | 0          | 0       | 0       | 0       | 0       | 0         | 0         | 0         | 0         | 0         | 0       | 0         | 0         |
| 熊本        |     | 0.0%   | 0          | 0       | 0       | 0       | 0       | 0         | 0         | 0         | 0         | 0         | 0       | 0         | 0         |
|           |     | 0.0%   | 0          | 0       | 0       | 0       | 0       | 0         | 0         | 0         | 0         | 0         | 0       | 0         | 0         |
| 大分        |     | 0.0%   | 0          | 0       | 0       | 0       | 0       | 0         | 0         | 0         | 0         | 0         | 0       | 0         | 0         |
|           |     | 0.0%   | 0          | 0       | 0       | 0       | 0       | 0         | 0         | 0         | 0         | 0         | 0       | 0         | 0         |
| 福岡        |     | 92.8%  | 364,892    | 15,430  | 12,765  | 8,140   | 13,540  | 28,030    | 44,695    | 44,630    | 40,595    | 55,087    | 35,060  | 33,255    | 33,665    |
|           |     | 93.9%  | 12,480,762 | 692,339 | 684,233 | 338,657 | 603,383 | 1,402,170 | 1,497,720 | 1,255,223 | 1,148,175 | 1,959,001 | 962,798 | 984,270   | 952,796   |
| 佐賀        |     | 0.0%   | 0          | 0       | 0       | 0       | 0       | 0         | 0         | 0         | 0         | 0         | 0       | 0         | 0         |
|           |     | 0.0%   | 0          | 0       | 0       | 0       | 0       | 0         | 0         | 0         | 0         | 0         | 0       | 0         | 0         |
| 長崎        |     | 0.0%   | 0          | 0       | 0       | 0       | 0       | 0         | 0         | 0         | 0         | 0         | 0       | 0         | 0         |
|           |     | 0.0%   | 0          | 0       | 0       | 0       | 0       | 0         | 0         | 0         | 0         | 0         | 0       | 0         | 0         |
| 沖縄        |     | 0.0%   | 0          | 0       | 0       | 0       | 0       | 0         | 0         | 0         | 0         | 0         | 0       | 0         | 0         |
|           |     | 0.0%   | 0          | 0       | 0       | 0       | 0       | 0         | 0         | 0         | 0         | 0         | 0       | 0         | 0         |
| その他<br>県外 |     | 7.2%   | 28,170     | 500     | 750     | 2,900   | 4,340   | 5,800     | 3,330     | 1,200     | 1,100     | 1,400     | 1,560   | 2,220     | 3,070     |
|           |     | 6.1%   | 806,820    | 13,125  | 4,988   | 112,140 | 166,163 | 231,105   | 71,190    | 16,170    | 23,363    | 34,020    | 25,883  | 43,470    | 65,205    |

上段:数量:本  
下段:金額:円

切花

| 品目名       | 産地名 | 産地別割合  | 合計          | 4月        | 5月        | 6月        | 7月         | 8月         | 9月         | 10月       | 11月       | 12月        | 1月        | 2月        | 3月        |
|-----------|-----|--------|-------------|-----------|-----------|-----------|------------|------------|------------|-----------|-----------|------------|-----------|-----------|-----------|
| 合計        |     | 100.0% | 1,861,958   | 164,330   | 194,069   | 206,190   | 186,201    | 222,586    | 157,504    | 131,231   | 98,664    | 143,946    | 109,630   | 101,169   | 146,438   |
|           |     | 100.0% | 112,940,384 | 9,450,511 | 9,360,569 | 9,521,642 | 11,667,467 | 18,219,145 | 8,870,008  | 6,937,055 | 6,240,650 | 12,145,979 | 5,759,836 | 6,102,734 | 8,664,787 |
| 単価        |     |        | 61          | 58        | 48        | 46        | 63         | 82         | 56         | 53        | 63        | 84         | 53        | 60        | 59        |
| 前年<br>対比  |     |        | 98.6%       | 103.2%    | 106.0%    | 124.6%    | 101.4%     | 91.1%      | 110.9%     | 90.6%     | 85.9%     | 90.5%      | 112.1%    | 65.6%     | 103.9%    |
|           |     |        | 98.0%       | 110.1%    | 104.7%    | 93.3%     | 90.1%      | 93.6%      | 102.6%     | 86.5%     | 116.2%    | 115.3%     | 568.8%    | 56.1%     | 81.2%     |
| 市内        |     | 1.4%   | 25,944      | 185       | 10,775    | 8,551     | 1,065      | 2,548      | 820        | 345       | 1,160     | 480        | 0         | 0         | 15        |
|           |     | 0.9%   | 1,014,442   | 5,355     | 406,319   | 254,420   | 36,813     | 196,602    | 30,303     | 8,978     | 57,540    | 17,640     | 0         | 0         | 473       |
| 三股町       |     | 0.0%   | 450         | 0         | 0         | 0         | 60         | 180        | 140        | 0         | 0         | 0          | 70        | 0         | 0         |
|           |     | 0.0%   | 48,363      | 0         | 0         | 0         | 1,890      | 7,308      | 38,430     | 0         | 0         | 0          | 735       | 0         | 0         |
| 西諸<br>県郡  |     | 0.3%   | 6,190       | 0         | 0         | 0         | 0          | 0          | 0          | 0         | 0         | 0          | 100       | 1,300     | 4,790     |
|           |     | 0.3%   | 315,735     | 0         | 0         | 0         | 0          | 0          | 0          | 0         | 0         | 0          | 4,725     | 108,780   | 202,230   |
| 県内        |     | 18.7%  | 347,329     | 28,867    | 32,128    | 31,519    | 44,175     | 39,295     | 22,415     | 16,552    | 14,515    | 35,316     | 23,649    | 21,250    | 37,648    |
|           |     | 21.3%  | 24,079,121  | 2,043,810 | 2,140,194 | 1,499,374 | 1,958,150  | 4,197,165  | 1,127,663  | 986,034   | 1,231,125 | 3,608,829  | 1,179,728 | 1,362,291 | 2,744,758 |
| 曾於市       |     | 0.4%   | 7,106       | 0         | 0         | 90        | 50         | 5,398      | 235        | 89        | 14        | 0          | 0         | 0         | 1,230     |
|           |     | 0.4%   | 423,035     | 0         | 0         | 7,875     | 1,418      | 339,350    | 19,635     | 9,051     | 189       | 0          | 0         | 0         | 45,518    |
| 霧島市       |     | 0.0%   | -766        | 0         | -2,475    | 519       | 0          | 0          | 0          | 0         | 0         | 1,190      | 0         | 0         | 0         |
|           |     | -0.2%  | -191,363    | 0         | -400,460  | 44,352    | 0          | 0          | 0          | 0         | 0         | 164,745    | 0         | 0         | 0         |
| 鹿児島<br>県内 |     | 14.9%  | 277,959     | 19,410    | 37,025    | 34,834    | 17,443     | 35,722     | 26,602     | 8,268     | 8,845     | 17,570     | 29,720    | 21,880    | 20,640    |
|           |     | 9.6%   | 10,829,648  | 700,938   | 995,206   | 1,251,479 | 1,104,443  | 1,858,742  | 1,239,830  | 416,714   | 374,693   | 826,770    | 757,890   | 665,595   | 637,350   |
| 熊本        |     | 14.0%  | 260,257     | 12,250    | 37,250    | 46,920    | 39,268     | 36,028     | 12,776     | 16,896    | 16,080    | 20,409     | 6,800     | 5,710     | 9,870     |
|           |     | 10.5%  | 11,859,745  | 528,318   | 1,308,290 | 1,410,371 | 2,168,234  | 2,716,298  | 623,070    | 677,618   | 490,613   | 1,261,418  | 202,598   | 164,798   | 308,123   |
| 大分        |     | 6.1%   | 114,265     | 25,860    | 12,670    | 8,660     | 7,030      | 10,185     | 6,430      | 7,800     | 4,790     | 9,540      | 7,290     | 5,630     | 8,380     |
|           |     | 7.2%   | 8,168,465   | 1,286,639 | 812,837   | 497,595   | 457,370    | 1,107,540  | 241,763    | 421,418   | 486,990   | 995,610    | 617,085   | 501,480   | 742,140   |
| 福岡        |     | 27.0%  | 502,387     | 43,836    | 40,092    | 26,637    | 28,915     | 39,845     | 133,196    | 29,487    | 21,913    | 36,634     | 29,056    | 30,700    | 42,076    |
|           |     | 26.0%  | 29,364,594  | 2,277,345 | 1,722,840 | 1,098,899 | 1,618,229  | 2,673,568  | 7,543,473  | 1,677,144 | 1,540,292 | 3,118,054  | 1,889,748 | 1,997,966 | 2,207,037 |
| 佐賀        |     | -4.1%  | -77,265     | 1,250     | 0         | 120       | 1,790      | 5,980      | -93,725    | 5,700     | 0         | 0          | 0         | 90        | 1,530     |
|           |     | -4.2%  | -4,747,155  | 5,460     | 0         | 8,190     | 52,028     | 222,285    | -5,315,363 | 191,310   | 0         | 0          | 0         | 6,615     | 82,320    |
| 長崎        |     | 0.0%   | 0           | 0         | 0         | 0         | 0          | 0          | 0          | 0         | 0         | 0          | 0         | 0         | 0         |
|           |     | 0.0%   | 0           | 0         | 0         | 0         | 0          | 0          | 0          | 0         | 0         | 0          | 0         | 0         | 0         |
| 沖縄        |     | 1.1%   | 19,701      | 2,492     | 850       | 2,379     | 3,060      | 3,077      | 2,030      | 1,194     | 1,160     | 1,064      | 865       | 640       | 890       |
|           |     | 1.1%   | 1,229,540   | 90,563    | 49,592    | 168,137   | 200,708    | 244,451    | 138,285    | 88,022    | 67,410    | 71,085     | 46,095    | 33,915    | 31,280    |
| その他<br>県外 |     | 20.3%  | 378,401     | 30,180    | 25,754    | 45,961    | 43,345     | 44,328     | 46,585     | 44,900    | 30,187    | 21,743     | 12,080    | 13,969    | 19,369    |
|           |     | 27.0%  | 30,546,216  | 2,512,084 | 2,325,753 | 3,280,951 | 4,068,186  | 4,655,839  | 3,182,920  | 2,460,768 | 1,991,799 | 2,081,829  | 1,061,233 | 1,261,295 | 1,663,560 |

その他切花



葉物

上段:数量:本  
下段:金額:円

| 品目名       | 産地名 | 産地別割合  | 合計         | 4月        | 5月        | 6月        | 7月        | 8月        | 9月        | 10月       | 11月       | 12月       | 1月        | 2月        | 3月        |
|-----------|-----|--------|------------|-----------|-----------|-----------|-----------|-----------|-----------|-----------|-----------|-----------|-----------|-----------|-----------|
| 合計        |     | 100.0% | 921,210    | 85,227    | 81,884    | 68,242    | 69,190    | 103,341   | 81,014    | 74,216    | 78,388    | 86,033    | 63,549    | 57,823    | 72,303    |
|           |     | 100.0% | 38,568,534 | 3,044,383 | 3,006,303 | 2,406,459 | 2,948,656 | 5,932,323 | 3,508,221 | 3,223,272 | 2,962,536 | 4,146,904 | 2,307,320 | 1,966,662 | 3,115,495 |
| 単価        |     |        | 42         | 36        | 37        | 35        | 43        | 57        | 43        | 43        | 38        | 48        | 36        | 34        | 43        |
| 前年<br>対比  |     |        | 88.6%      | 104.7%    | 80.8%     | 90.9%     | 83.8%     | 76.6%     | 85.1%     | 80.0%     | 123.5%    | 85.3%     | 105.5%    | 86.2%     | 85.4%     |
|           |     |        | 91.0%      | 102.3%    | 94.8%     | 86.1%     | 78.3%     | 90.1%     | 83.3%     | 88.5%     | 121.3%    | 95.5%     | 100.0%    | 74.6%     | 89.2%     |
| 市内        |     | 0.3%   | 2,758      | 1,200     | 700       | 350       | 0         | 90        | 90        | 18        | 10        | 70        | 100       | 130       | 0         |
|           |     | 0.1%   | 45,297     | 10,500    | 4,988     | 1,050     | 0         | 1,512     | 12,600    | 2,205     | 1,260     | 6,825     | 3,150     | 1,208     | 0         |
| 三股町       |     | 0.0%   | 285        | 0         | 0         | 0         | 0         | 0         | 0         | 0         | 0         | 183       | 77        | 10        | 15        |
|           |     | 0.0%   | 12,868     | 0         | 0         | 0         | 0         | 0         | 0         | 0         | 0         | 12,128    | 599       | 105       | 37        |
| 西諸<br>県郡  |     | 0.2%   | 2,245      | 0         | 0         | 0         | 0         | 810       | 200       | 0         | 550       | 135       | 0         | 150       | 400       |
|           |     | 0.3%   | 120,593    | 0         | 0         | 0         | 0         | 53,970    | 6,825     | 0         | 22,050    | 16,485    | 0         | 5,250     | 16,013    |
| 県内        |     | 2.7%   | 24,743     | 1,454     | 1,238     | 810       | 817       | 3,242     | 4,380     | 5,807     | 2,985     | 1,650     | 540       | 640       | 1,180     |
|           |     | 4.9%   | 1,907,572  | 106,502   | 92,138    | 91,193    | 119,805   | 311,283   | 418,898   | 362,560   | 119,805   | 125,895   | 25,305    | 36,855    | 97,335    |
| 曾於市       |     | 0.4%   | 4,035      | 0         | 160       | 190       | 179       | 111       | 10        | 66        | 219       | 3,000     | 0         | 100       | 0         |
|           |     | 0.3%   | 111,282    | 0         | 6,090     | 4,410     | 5,639     | 2,901     | 210       | 693       | 10,553    | 77,637    | 0         | 3,150     | 0         |
| 霧島市       |     | 0.0%   | 0          | 0         | 0         | 0         | 0         | 0         | 0         | 0         | 0         | 0         | 0         | 0         | 0         |
|           |     | 0.0%   | 0          | 0         | 0         | 0         | 0         | 0         | 0         | 0         | 0         | 0         | 0         | 0         | 0         |
| 鹿児島<br>県内 |     | 15.1%  | 139,070    | 17,240    | 22,585    | 12,430    | 10,190    | 9,310     | 11,830    | 12,270    | 16,150    | 10,160    | 6,827     | 4,598     | 5,480     |
|           |     | 14.5%  | 5,587,045  | 389,876   | 646,564   | 444,623   | 480,848   | 660,555   | 478,716   | 510,699   | 611,751   | 551,828   | 317,205   | 113,757   | 380,625   |
| 熊本        |     | 10.5%  | 96,395     | 4,800     | 5,160     | 5,650     | 4,750     | 18,855    | 4,960     | 6,780     | 10,815    | 13,230    | 7,750     | 8,535     | 5,110     |
|           |     | 9.7%   | 3,755,472  | 109,988   | 115,868   | 112,954   | 79,538    | 1,345,943 | 136,605   | 201,941   | 351,698   | 571,211   | 269,325   | 261,261   | 199,143   |
| 大分        |     | 0.0%   | 0          | 0         | 0         | 0         | 0         | 0         | 0         | 0         | 0         | 0         | 0         | 0         | 0         |
|           |     | 0.0%   | 0          | 0         | 0         | 0         | 0         | 0         | 0         | 0         | 0         | 0         | 0         | 0         | 0         |
| 福岡        |     | 24.8%  | 228,527    | 20,494    | 18,780    | 13,271    | 17,490    | 25,450    | 20,270    | 22,300    | 17,220    | 23,080    | 15,080    | 15,390    | 19,702    |
|           |     | 38.3%  | 14,761,100 | 1,316,354 | 1,247,096 | 783,248   | 1,123,679 | 1,739,220 | 1,322,948 | 1,438,952 | 1,050,000 | 1,510,320 | 945,210   | 903,788   | 1,380,288 |
| 佐賀        |     | 0.3%   | 2,310      | 1,030     | 430       | 0         | 0         | 0         | 850       | 0         | 0         | 0         | 0         | 0         | 0         |
|           |     | 0.1%   | 19,719     | 8,064     | 1,680     | 0         | 0         | 0         | 9,975     | 0         | 0         | 0         | 0         | 0         | 0         |
| 長崎        |     | 0.0%   | 0          | 0         | 0         | 0         | 0         | 0         | 0         | 0         | 0         | 0         | 0         | 0         | 0         |
|           |     | 0.0%   | 0          | 0         | 0         | 0         | 0         | 0         | 0         | 0         | 0         | 0         | 0         | 0         | 0         |
| 沖縄        |     | 14.6%  | 134,560    | 12,314    | 10,716    | 14,516    | 16,006    | 18,963    | 13,169    | 6,385     | 7,150     | 9,955     | 8,390     | 6,440     | 10,556    |
|           |     | 16.0%  | 6,177,019  | 527,069   | 508,421   | 597,492   | 744,692   | 1,039,694 | 672,620   | 342,426   | 314,475   | 464,394   | 305,655   | 213,465   | 446,618   |
| その他<br>県外 |     | 31.1%  | 286,282    | 26,695    | 22,115    | 21,025    | 19,758    | 26,510    | 25,255    | 20,590    | 23,289    | 24,570    | 24,785    | 21,830    | 29,860    |
|           |     | 15.7%  | 6,070,569  | 576,032   | 383,461   | 371,491   | 394,458   | 777,245   | 448,826   | 363,797   | 480,945   | 810,182   | 440,872   | 427,824   | 595,437   |

葉物合計

葉物

上段:数量:本  
下段:金額:円

| 品目名     | 産地名       | 産地別割合  | 合計      | 4月     | 5月     | 6月     | 7月     | 8月      | 9月     | 10月    | 11月    | 12月  | 1月     | 2月     | 3月      |
|---------|-----------|--------|---------|--------|--------|--------|--------|---------|--------|--------|--------|------|--------|--------|---------|
| スマイラックス | 合計        | 100.0% | 3,610   | 380    | 490    | 310    | 220    | 400     | 200    | 70     | 220    | 0    | 240    | 440    | 640     |
|         |           | 100.0% | 263,382 | 29,505 | 21,945 | 14,805 | 19,845 | 39,417  | 26,565 | 1,680  | 25,305 | 0    | 16,905 | 31,605 | 35,805  |
|         | 単価        |        | 73      | 78     | 45     | 48     | 90     | 99      | 133    | 24     | 115    | 0    | 70     | 72     | 56      |
|         | 前年対比      |        | 151.0%  | 65.0%  | 105.4% | 119.2% | 129.4% | 444.4%  | 142.9% | 43.8%  | 0.0%   | 0.0% | 104.3% | 187.2% | 1142.9% |
|         |           |        | 120.7%  | 61.8%  | 51.2%  | 56.9%  | 236.3% | 1211.0% | 186.0% | 10.1%  | 0.0%   | 0.0% | 53.8%  | 147.5% | 579.9%  |
|         | 市内        | 2.2%   | 80      | 0      | 0      | 0      | 0      | 80      | 0      | 0      | 0      | 0    | 0      | 0      | 0       |
|         |           | 0.2%   | 462     | 0      | 0      | 0      | 0      | 462     | 0      | 0      | 0      | 0    | 0      | 0      | 0       |
|         | 三股町       | 0.0%   | 0       | 0      | 0      | 0      | 0      | 0       | 0      | 0      | 0      | 0    | 0      | 0      | 0       |
|         |           | 0.0%   | 0       | 0      | 0      | 0      | 0      | 0       | 0      | 0      | 0      | 0    | 0      | 0      | 0       |
|         | 西諸<br>県郡  | 0.0%   | 0       | 0      | 0      | 0      | 0      | 0       | 0      | 0      | 0      | 0    | 0      | 0      | 0       |
|         |           | 0.0%   | 0       | 0      | 0      | 0      | 0      | 0       | 0      | 0      | 0      | 0    | 0      | 0      | 0       |
|         | 県内        | 96.7%  | 3,490   | 380    | 490    | 310    | 220    | 320     | 160    | 70     | 220    | 0    | 240    | 440    | 640     |
|         |           | 98.0%  | 257,985 | 29,505 | 21,945 | 14,805 | 19,845 | 38,955  | 19,005 | 4,305  | 25,305 | 0    | 16,905 | 31,605 | 35,805  |
|         | 曾於市       | 0.0%   | 0       | 0      | 0      | 0      | 0      | 0       | 0      | 0      | 0      | 0    | 0      | 0      | 0       |
|         |           | 0.0%   | 0       | 0      | 0      | 0      | 0      | 0       | 0      | 0      | 0      | 0    | 0      | 0      | 0       |
|         | 霧島市       | 0.0%   | 0       | 0      | 0      | 0      | 0      | 0       | 0      | 0      | 0      | 0    | 0      | 0      | 0       |
|         |           | 0.0%   | 0       | 0      | 0      | 0      | 0      | 0       | 0      | 0      | 0      | 0    | 0      | 0      | 0       |
|         | 鹿児島<br>県内 | 0.0%   | 0       | 0      | 0      | 0      | 0      | 0       | 0      | 0      | 0      | 0    | 0      | 0      | 0       |
|         |           | 0.0%   | 0       | 0      | 0      | 0      | 0      | 0       | 0      | 0      | 0      | 0    | 0      | 0      | 0       |
|         | 熊本        | 0.0%   | 0       | 0      | 0      | 0      | 0      | 0       | 0      | 0      | 0      | 0    | 0      | 0      | 0       |
|         | 0.0%      | 0      | 0       | 0      | 0      | 0      | 0      | 0       | 0      | 0      | 0      | 0    | 0      | 0      |         |
| 大分      | 0.0%      | 0      | 0       | 0      | 0      | 0      | 0      | 0       | 0      | 0      | 0      | 0    | 0      | 0      |         |
|         | 0.0%      | 0      | 0       | 0      | 0      | 0      | 0      | 0       | 0      | 0      | 0      | 0    | 0      | 0      |         |
| 福岡      | 0.6%      | 20     | 0       | 0      | 0      | 0      | 0      | 20      | 0      | 0      | 0      | 0    | 0      | 0      |         |
|         | 2.4%      | 6,300  | 0       | 0      | 0      | 0      | 0      | 6,300   | 0      | 0      | 0      | 0    | 0      | 0      |         |
| 佐賀      | 0.0%      | 0      | 0       | 0      | 0      | 0      | 0      | 0       | 0      | 0      | 0      | 0    | 0      | 0      |         |
|         | 0.0%      | 0      | 0       | 0      | 0      | 0      | 0      | 0       | 0      | 0      | 0      | 0    | 0      | 0      |         |
| 長崎      | 0.0%      | 0      | 0       | 0      | 0      | 0      | 0      | 0       | 0      | 0      | 0      | 0    | 0      | 0      |         |
|         | 0.0%      | 0      | 0       | 0      | 0      | 0      | 0      | 0       | 0      | 0      | 0      | 0    | 0      | 0      |         |
| 沖縄      | 0.0%      | 0      | 0       | 0      | 0      | 0      | 0      | 0       | 0      | 0      | 0      | 0    | 0      | 0      |         |
|         | 0.0%      | 0      | 0       | 0      | 0      | 0      | 0      | 0       | 0      | 0      | 0      | 0    | 0      | 0      |         |
| その他     | 0.6%      | 20     | 0       | 0      | 0      | 0      | 0      | 0       | 20     | 0      | 0      | 0    | 0      | 0      |         |
| 県外      | -0.5%     | -1,365 | 0       | 0      | 0      | 0      | 0      | 0       | 1,260  | -2,625 | 0      | 0    | 0      | 0      |         |

## 葉物

上段:数量:本  
下段:金額:円

| 品目名       | 産地名       | 産地別割合  | 合計      | 4月     | 5月     | 6月     | 7月   | 8月   | 9月     | 10月    | 11月   | 12月    | 1月     | 2月     | 3月     |   |
|-----------|-----------|--------|---------|--------|--------|--------|------|------|--------|--------|-------|--------|--------|--------|--------|---|
| 玉シダ       | 合計        | 100.0% | 20,655  | 4,860  | 3,425  | 300    | 0    | 0    | 1,920  | 1,000  | 920   | 1,700  | 2,500  | 2,130  | 1,900  |   |
|           |           | 100.0% | 105,488 | 24,003 | 17,771 | 2,100  | 0    | 0    | 5,208  | 2,898  | 3,948 | 4,200  | 14,963 | 13,493 | 16,905 |   |
|           | 単価        |        | 5       | 5      | 5      | 7      | 0    | 0    | 3      | 3      | 4     | 2      | 6      | 6      | 9      |   |
|           | 前年対比      |        | 141.5%  | 216.0% | 211.4% | 150.0% | 0.0% | 0.0% | 152.4% | 104.2% | 0.0%  | 0.0%   | 227.3% | 125.3% | 34.5%  |   |
|           |           |        | 90.9%   | 199.6% | 259.6% | 66.7%  | 0.0% | 0.0% | 147.6% | 132.7% | 0.0%  | 0.0%   | 120.2% | 68.4%  | 30.1%  |   |
|           | 市内        | 0.1%   | 30      | 0      | 0      | 0      | 0    | 0    | 0      | 0      | 0     | 0      | 0      | 0      | 30     | 0 |
|           |           | 0.1%   | 158     | 0      | 0      | 0      | 0    | 0    | 0      | 0      | 0     | 0      | 0      | 0      | 158    | 0 |
|           | 三股町       | 0.0%   | 0       | 0      | 0      | 0      | 0    | 0    | 0      | 0      | 0     | 0      | 0      | 0      | 0      | 0 |
|           |           | 0.0%   | 0       | 0      | 0      | 0      | 0    | 0    | 0      | 0      | 0     | 0      | 0      | 0      | 0      | 0 |
|           | 西諸<br>県郡  | 0.0%   | 0       | 0      | 0      | 0      | 0    | 0    | 0      | 0      | 0     | 0      | 0      | 0      | 0      | 0 |
|           |           | 0.0%   | 0       | 0      | 0      | 0      | 0    | 0    | 0      | 0      | 0     | 0      | 0      | 0      | 0      | 0 |
|           | 県内        | 0.0%   | 0       | 0      | 0      | 0      | 0    | 0    | 0      | 0      | 0     | 0      | 0      | 0      | 0      | 0 |
|           |           | 0.0%   | 0       | 0      | 0      | 0      | 0    | 0    | 0      | 0      | 0     | 0      | 0      | 0      | 0      | 0 |
|           | 曾於市       | 0.0%   | 0       | 0      | 0      | 0      | 0    | 0    | 0      | 0      | 0     | 0      | 0      | 0      | 0      | 0 |
|           |           | 0.0%   | 0       | 0      | 0      | 0      | 0    | 0    | 0      | 0      | 0     | 0      | 0      | 0      | 0      | 0 |
|           | 霧島市       | 0.0%   | 0       | 0      | 0      | 0      | 0    | 0    | 0      | 0      | 0     | 0      | 0      | 0      | 0      | 0 |
|           |           | 0.0%   | 0       | 0      | 0      | 0      | 0    | 0    | 0      | 0      | 0     | 0      | 0      | 0      | 0      | 0 |
|           | 鹿児島<br>県内 | 50.7%  | 10,475  | 2,210  | 2,725  | 0      | 0    | 0    | 1,920  | 1,000  | 920   | 1,200  | 500    | 0      | 0      |   |
|           |           | 32.9%  | 34,666  | 6,206  | 13,571 | 0      | 0    | 0    | 5,208  | 2,898  | 3,948 | 1,890  | 945    | 0      | 0      |   |
|           | 熊本        | 0.0%   | 0       | 0      | 0      | 0      | 0    | 0    | 0      | 0      | 0     | 0      | 0      | 0      | 0      | 0 |
| 0.0%      |           | 0      | 0       | 0      | 0      | 0      | 0    | 0    | 0      | 0      | 0     | 0      | 0      | 0      | 0      |   |
| 大分        | 0.0%      | 0      | 0       | 0      | 0      | 0      | 0    | 0    | 0      | 0      | 0     | 0      | 0      | 0      | 0      |   |
|           | 0.0%      | 0      | 0       | 0      | 0      | 0      | 0    | 0    | 0      | 0      | 0     | 0      | 0      | 0      | 0      |   |
| 福岡        | 0.0%      | 0      | 0       | 0      | 0      | 0      | 0    | 0    | 0      | 0      | 0     | 0      | 0      | 0      | 0      |   |
|           | 0.0%      | 0      | 0       | 0      | 0      | 0      | 0    | 0    | 0      | 0      | 0     | 0      | 0      | 0      | 0      |   |
| 佐賀        | 0.0%      | 0      | 0       | 0      | 0      | 0      | 0    | 0    | 0      | 0      | 0     | 0      | 0      | 0      | 0      |   |
|           | 0.0%      | 0      | 0       | 0      | 0      | 0      | 0    | 0    | 0      | 0      | 0     | 0      | 0      | 0      | 0      |   |
| 長崎        | 0.0%      | 0      | 0       | 0      | 0      | 0      | 0    | 0    | 0      | 0      | 0     | 0      | 0      | 0      | 0      |   |
|           | 0.0%      | 0      | 0       | 0      | 0      | 0      | 0    | 0    | 0      | 0      | 0     | 0      | 0      | 0      | 0      |   |
| 沖縄        | 49.1%     | 10,150 | 2,650   | 700    | 300    | 0      | 0    | 0    | 0      | 0      | 500   | 2,000  | 2,100  | 1,900  |        |   |
|           | 67.0%     | 70,665 | 17,798  | 4,200  | 2,100  | 0      | 0    | 0    | 0      | 0      | 2,310 | 14,018 | 13,335 | 16,905 |        |   |
| その他<br>県外 | 0.0%      | 0      | 0       | 0      | 0      | 0      | 0    | 0    | 0      | 0      | 0     | 0      | 0      | 0      | 0      |   |
|           | 0.0%      | 0      | 0       | 0      | 0      | 0      | 0    | 0    | 0      | 0      | 0     | 0      | 0      | 0      | 0      |   |

上段:数量:本  
下段:金額:円

葉物

| 品目名       | 産地名 | 産地別割合  | 合計         | 4月        | 5月        | 6月        | 7月        | 8月        | 9月        | 10月       | 11月       | 12月       | 1月      | 2月      | 3月        |
|-----------|-----|--------|------------|-----------|-----------|-----------|-----------|-----------|-----------|-----------|-----------|-----------|---------|---------|-----------|
| 合計        |     | 100.0% | 320,682    | 25,968    | 24,596    | 24,866    | 30,549    | 40,050    | 28,354    | 29,573    | 26,740    | 30,120    | 16,315  | 15,850  | 27,701    |
|           |     | 100.0% | 18,989,439 | 1,498,077 | 1,627,857 | 1,271,618 | 1,657,131 | 2,674,397 | 1,739,168 | 1,754,298 | 1,406,643 | 1,937,712 | 970,200 | 818,759 | 1,633,580 |
| 単価        |     |        | 59         | 58        | 66        | 51        | 54        | 67        | 61        | 59        | 53        | 64        | 59      | 52      | 59        |
| 前年<br>対比  |     |        | 87.4%      | 100.1%    | 88.2%     | 104.9%    | 84.1%     | 81.8%     | 77.8%     | 88.0%     | 103.8%    | 96.4%     | 79.9%   | 67.1%   | 84.3%     |
|           |     |        | 88.3%      | 105.4%    | 111.9%    | 78.2%     | 72.4%     | 86.0%     | 75.5%     | 91.5%     | 112.1%    | 108.7%    | 85.3%   | 63.9%   | 84.1%     |
| 市内        |     | 0.0%   | 128        | 0         | 0         | 0         | 0         | 10        | 90        | 18        | 10        | 0         | 0       | 0       | 0         |
|           |     | 0.1%   | 17,115     | 0         | 0         | 0         | 0         | 1,050     | 12,600    | 2,205     | 1,260     | 0         | 0       | 0       | 0         |
| 三股町       |     | 0.0%   | 20         | 0         | 0         | 0         | 0         | 0         | 0         | 0         | 0         | 20        | 0       | 0       | 0         |
|           |     | 0.0%   | 21         | 0         | 0         | 0         | 0         | 0         | 0         | 0         | 0         | 21        | 0       | 0       | 0         |
| 西諸<br>県郡  |     | 0.0%   | 0          | 0         | 0         | 0         | 0         | 0         | 0         | 0         | 0         | 0         | 0       | 0       | 0         |
|           |     | 0.0%   | 0          | 0         | 0         | 0         | 0         | 0         | 0         | 0         | 0         | 0         | 0       | 0       | 0         |
| 県内        |     | 0.7%   | 2,240      | 0         | 0         | 100       | 225       | 550       | 200       | 1,100     | 65        | 0         | 0       | 0       | 0         |
|           |     | 0.9%   | 164,430    | 0         | 0         | 5,460     | 16,328    | 48,248    | 15,750    | 73,920    | 4,725     | 0         | 0       | 0       | 0         |
| 曾於市       |     | 0.0%   | 0          | 0         | 0         | 0         | 0         | 0         | 0         | 0         | 0         | 0         | 0       | 0       | 0         |
|           |     | 0.0%   | 0          | 0         | 0         | 0         | 0         | 0         | 0         | 0         | 0         | 0         | 0       | 0       | 0         |
| 霧島市       |     | 0.0%   | 0          | 0         | 0         | 0         | 0         | 0         | 0         | 0         | 0         | 0         | 0       | 0       | 0         |
|           |     | 0.0%   | 0          | 0         | 0         | 0         | 0         | 0         | 0         | 0         | 0         | 0         | 0       | 0       | 0         |
| 鹿児島<br>県内 |     | 5.0%   | 15,925     | 360       | 1,390     | 1,080     | 1,320     | 1,910     | 1,370     | 1,880     | 1,670     | 1,950     | 1,445   | 120     | 1,430     |
|           |     | 14.6%  | 2,770,509  | 82,950    | 312,060   | 204,540   | 263,655   | 427,245   | 221,928   | 238,518   | 248,388   | 297,780   | 197,715 | 16,380  | 259,350   |
| 熊本        |     | 16.8%  | 53,750     | 4,750     | 4,140     | 5,650     | 4,500     | 4,000     | 3,500     | 5,340     | 7,085     | 6,755     | 2,500   | 3,060   | 2,470     |
|           |     | 9.1%   | 1,721,176  | 106,838   | 87,413    | 112,954   | 69,563    | 70,350    | 74,078    | 149,100   | 249,270   | 347,613   | 137,865 | 159,201 | 156,933   |
| 大分        |     | 0.0%   | 0          | 0         | 0         | 0         | 0         | 0         | 0         | 0         | 0         | 0         | 0       | 0       | 0         |
|           |     | 0.0%   | 0          | 0         | 0         | 0         | 0         | 0         | 0         | 0         | 0         | 0         | 0       | 0       | 0         |
| 福岡        |     | 43.4%  | 139,104    | 13,844    | 11,640    | 7,120     | 10,950    | 19,100    | 13,310    | 15,690    | 9,400     | 13,700    | 6,700   | 7,390   | 10,260    |
|           |     | 48.9%  | 9,287,964  | 918,929   | 817,068   | 471,345   | 760,431   | 1,357,230 | 931,560   | 1,031,709 | 563,483   | 888,825   | 394,170 | 438,375 | 714,840   |
| 佐賀        |     | 0.0%   | 0          | 0         | 0         | 0         | 0         | 0         | 0         | 0         | 0         | 0         | 0       | 0       | 0         |
|           |     | 0.0%   | 0          | 0         | 0         | 0         | 0         | 0         | 0         | 0         | 0         | 0         | 0       | 0       | 0         |
| 長崎        |     | 0.0%   | 0          | 0         | 0         | 0         | 0         | 0         | 0         | 0         | 0         | 0         | 0       | 0       | 0         |
|           |     | 0.0%   | 0          | 0         | 0         | 0         | 0         | 0         | 0         | 0         | 0         | 0         | 0       | 0       | 0         |
| 沖縄        |     | 25.6%  | 81,982     | 6,534     | 6,866     | 8,836     | 9,881     | 12,020    | 7,944     | 3,805     | 5,330     | 7,015     | 4,930   | 3,040   | 5,781     |
|           |     | 22.7%  | 4,308,481  | 361,011   | 380,447   | 425,712   | 482,769   | 688,060   | 440,255   | 219,240   | 252,158   | 370,923   | 225,383 | 147,683 | 314,843   |
| その他<br>県外 |     | 8.6%   | 27,533     | 480       | 560       | 2,080     | 3,673     | 2,460     | 1,940     | 1,740     | 3,180     | 680       | 740     | 2,240   | 7,760     |
|           |     | 3.8%   | 719,744    | 28,350    | 30,870    | 51,608    | 64,386    | 82,215    | 42,998    | 39,606    | 87,360    | 32,550    | 15,068  | 57,120  | 187,614   |

ドラセナ

## 葉物

上段:数量:本  
下段:金額:円

| 品目名       | 産地名       | 産地別割合  | 合計     | 4月     | 5月     | 6月     | 7月    | 8月    | 9月   | 10月  | 11月  | 12月  | 1月   | 2月   | 3月   |
|-----------|-----------|--------|--------|--------|--------|--------|-------|-------|------|------|------|------|------|------|------|
| ナルコラン     | 合計        | 100.0% | 3,090  | 1,500  | 900    | 190    | 350   | 150   | 0    | 0    | 0    | 0    | 0    | 0    | 0    |
|           |           | 100.0% | 66,990 | 31,500 | 17,693 | 2,835  | 9,713 | 5,250 | 0    | 0    | 0    | 0    | 0    | 0    | 0    |
|           | 単価        |        | 22     | 21     | 20     | 15     | 28    | 35    | 0    | 0    | 0    | 0    | 0    | 0    | 0    |
|           |           |        | 38.0%  | 272.7% | 69.2%  | 0.0%   | 0.0%  | 0.0%  | 0.0% | 0.0% | 0.0% | 0.0% | 0.0% | 0.0% | 0.0% |
|           | 前年対比      |        | 15.4%  | 461.5% | 74.1%  | 0.0%   | 0.0%  | 0.0%  | 0.0% | 0.0% | 0.0% | 0.0% | 0.0% | 0.0% | 0.0% |
|           |           |        | 38.8%  | 1,200  | 750    | 350    | 100   | 0     | 0    | 0    | 0    | 0    | 0    | 0    | 0    |
|           | 市内        |        | 12.3%  | 8,243  | 4,725  | 2,993  | 525   | 0     | 0    | 0    | 0    | 0    | 0    | 0    | 0    |
|           |           |        | 0.0%   | 0      | 0      | 0      | 0     | 0     | 0    | 0    | 0    | 0    | 0    | 0    | 0    |
|           | 三股町       |        | 0.0%   | 0      | 0      | 0      | 0     | 0     | 0    | 0    | 0    | 0    | 0    | 0    | 0    |
|           |           |        | 0.0%   | 0      | 0      | 0      | 0     | 0     | 0    | 0    | 0    | 0    | 0    | 0    | 0    |
|           | 西諸<br>県郡  |        | 0.0%   | 0      | 0      | 0      | 0     | 0     | 0    | 0    | 0    | 0    | 0    | 0    | 0    |
|           |           |        | 0.0%   | 0      | 0      | 0      | 0     | 0     | 0    | 0    | 0    | 0    | 0    | 0    | 0    |
|           | 県内        |        | 38.8%  | 1,200  | 750    | 450    | 0     | 0     | 0    | 0    | 0    | 0    | 0    | 0    | 0    |
|           |           |        | 58.8%  | 39,375 | 26,775 | 12,600 | 0     | 0     | 0    | 0    | 0    | 0    | 0    | 0    | 0    |
|           | 曾於市       |        | 0.0%   | 0      | 0      | 0      | 0     | 0     | 0    | 0    | 0    | 0    | 0    | 0    | 0    |
|           |           |        | 0.0%   | 0      | 0      | 0      | 0     | 0     | 0    | 0    | 0    | 0    | 0    | 0    | 0    |
|           | 霧島市       |        | 0.0%   | 0      | 0      | 0      | 0     | 0     | 0    | 0    | 0    | 0    | 0    | 0    | 0    |
|           |           |        | 0.0%   | 0      | 0      | 0      | 0     | 0     | 0    | 0    | 0    | 0    | 0    | 0    | 0    |
|           | 鹿児島<br>県内 |        | 0.0%   | 0      | 0      | 0      | 0     | 0     | 0    | 0    | 0    | 0    | 0    | 0    | 0    |
|           |           |        | 0.0%   | 0      | 0      | 0      | 0     | 0     | 0    | 0    | 0    | 0    | 0    | 0    | 0    |
| 熊本        |           | 0.0%   | 0      | 0      | 0      | 0      | 0     | 0     | 0    | 0    | 0    | 0    | 0    | 0    |      |
|           |           | 0.0%   | 0      | 0      | 0      | 0      | 0     | 0     | 0    | 0    | 0    | 0    | 0    | 0    |      |
| 大分        |           | 0.0%   | 0      | 0      | 0      | 0      | 0     | 0     | 0    | 0    | 0    | 0    | 0    | 0    |      |
|           |           | 0.0%   | 0      | 0      | 0      | 0      | 0     | 0     | 0    | 0    | 0    | 0    | 0    | 0    |      |
| 福岡        |           | 7.8%   | 240    | 0      | 100    | 90     | 50    | 0     | 0    | 0    | 0    | 0    | 0    | 0    |      |
|           |           | 8.5%   | 5,723  | 0      | 2,100  | 2,310  | 1,313 | 0     | 0    | 0    | 0    | 0    | 0    | 0    |      |
| 佐賀        |           | 0.0%   | 0      | 0      | 0      | 0      | 0     | 0     | 0    | 0    | 0    | 0    | 0    | 0    |      |
|           |           | 0.0%   | 0      | 0      | 0      | 0      | 0     | 0     | 0    | 0    | 0    | 0    | 0    | 0    |      |
| 長崎        |           | 0.0%   | 0      | 0      | 0      | 0      | 0     | 0     | 0    | 0    | 0    | 0    | 0    | 0    |      |
|           |           | 0.0%   | 0      | 0      | 0      | 0      | 0     | 0     | 0    | 0    | 0    | 0    | 0    | 0    |      |
| 沖縄        |           | 0.0%   | 0      | 0      | 0      | 0      | 0     | 0     | 0    | 0    | 0    | 0    | 0    | 0    |      |
|           |           | 0.0%   | 0      | 0      | 0      | 0      | 0     | 0     | 0    | 0    | 0    | 0    | 0    | 0    |      |
| その他<br>県外 |           | 14.6%  | 450    | 0      | 0      | 0      | 300   | 150   | 0    | 0    | 0    | 0    | 0    | 0    |      |
|           |           | 20.4%  | 13,650 | 0      | 0      | 0      | 8,400 | 5,250 | 0    | 0    | 0    | 0    | 0    | 0    |      |

葉物

上段:数量:本  
下段:金額:円

| 品目名       | 産地名 | 産地別割合  | 合計        | 4月      | 5月      | 6月      | 7月      | 8月      | 9月      | 10月     | 11月     | 12月     | 1月      | 2月      | 3月      |
|-----------|-----|--------|-----------|---------|---------|---------|---------|---------|---------|---------|---------|---------|---------|---------|---------|
| 合計        |     | 100.0% | 87,920    | 7,020   | 6,840   | 6,970   | 7,430   | 9,345   | 8,320   | 7,160   | 6,980   | 9,000   | 6,605   | 4,790   | 7,460   |
|           |     | 100.0% | 5,938,853 | 457,065 | 448,665 | 360,098 | 456,593 | 609,210 | 486,623 | 477,173 | 476,910 | 644,438 | 518,385 | 380,730 | 622,965 |
| 単価        |     |        | 68        | 65      | 66      | 52      | 61      | 65      | 58      | 67      | 68      | 72      | 78      | 79      | 84      |
| 前年<br>対比  |     |        | 108.4%    | 145.3%  | 102.5%  | 135.1%  | 88.5%   | 111.4%  | 99.5%   | 102.1%  | 104.6%  | 96.4%   | 0.0%    | 59.2%   | 91.1%   |
|           |     |        | 120.1%    | 127.2%  | 109.3%  | 118.4%  | 91.2%   | 116.6%  | 113.7%  | 114.3%  | 124.6%  | 107.5%  | 0.0%    | 73.8%   | 123.8%  |
| 市内        |     | 0.0%   | 0         | 0       | 0       | 0       | 0       | 0       | 0       | 0       | 0       | 0       | 0       | 0       | 0       |
|           |     | 0.0%   | 0         | 0       | 0       | 0       | 0       | 0       | 0       | 0       | 0       | 0       | 0       | 0       | 0       |
| 三股町       |     | 0.0%   | 5         | 0       | 0       | 0       | 0       | 0       | 0       | 0       | 0       | 0       | 5       | 0       | 0       |
|           |     | 0.0%   | 53        | 0       | 0       | 0       | 0       | 0       | 0       | 0       | 0       | 0       | 53      | 0       | 0       |
| 西諸<br>県郡  |     | 0.0%   | 0         | 0       | 0       | 0       | 0       | 0       | 0       | 0       | 0       | 0       | 0       | 0       | 0       |
|           |     | 0.0%   | 0         | 0       | 0       | 0       | 0       | 0       | 0       | 0       | 0       | 0       | 0       | 0       | 0       |
| 県内        |     | 0.0%   | 0         | 0       | 0       | 0       | 0       | 0       | 0       | 0       | 0       | 0       | 0       | 0       | 0       |
|           |     | 0.0%   | 0         | 0       | 0       | 0       | 0       | 0       | 0       | 0       | 0       | 0       | 0       | 0       | 0       |
| 曾於市       |     | 0.0%   | 0         | 0       | 0       | 0       | 0       | 0       | 0       | 0       | 0       | 0       | 0       | 0       | 0       |
|           |     | 0.0%   | 0         | 0       | 0       | 0       | 0       | 0       | 0       | 0       | 0       | 0       | 0       | 0       | 0       |
| 霧島市       |     | 0.0%   | 0         | 0       | 0       | 0       | 0       | 0       | 0       | 0       | 0       | 0       | 0       | 0       | 0       |
|           |     | 0.0%   | 0         | 0       | 0       | 0       | 0       | 0       | 0       | 0       | 0       | 0       | 0       | 0       | 0       |
| 鹿児島<br>県内 |     | 0.0%   | 0         | 0       | 0       | 0       | 0       | 0       | 0       | 0       | 0       | 0       | 0       | 0       | 0       |
|           |     | 0.0%   | 0         | 0       | 0       | 0       | 0       | 0       | 0       | 0       | 0       | 0       | 0       | 0       | 0       |
| 熊本        |     | 0.7%   | 630       | 0       | 0       | 0       | 0       | 0       | 0       | 0       | 0       | 630     | 0       | 0       | 0       |
|           |     | 0.3%   | 19,215    | 0       | 0       | 0       | 0       | 0       | 0       | 0       | 0       | 19,215  | 0       | 0       | 0       |
| 大分        |     | 0.0%   | 0         | 0       | 0       | 0       | 0       | 0       | 0       | 0       | 0       | 0       | 0       | 0       | 0       |
|           |     | 0.0%   | 0         | 0       | 0       | 0       | 0       | 0       | 0       | 0       | 0       | 0       | 0       | 0       | 0       |
| 福岡        |     | 75.5%  | 66,390    | 5,400   | 5,800   | 4,160   | 4,520   | 4,560   | 4,800   | 5,600   | 6,280   | 7,420   | 6,250   | 4,480   | 7,120   |
|           |     | 80.7%  | 4,790,520 | 362,775 | 391,125 | 257,565 | 307,755 | 333,585 | 315,000 | 379,575 | 433,020 | 565,898 | 488,933 | 361,200 | 594,090 |
| 佐賀        |     | 0.0%   | 0         | 0       | 0       | 0       | 0       | 0       | 0       | 0       | 0       | 0       | 0       | 0       | 0       |
|           |     | 0.0%   | 0         | 0       | 0       | 0       | 0       | 0       | 0       | 0       | 0       | 0       | 0       | 0       | 0       |
| 長崎        |     | 0.0%   | 0         | 0       | 0       | 0       | 0       | 0       | 0       | 0       | 0       | 0       | 0       | 0       | 0       |
|           |     | 0.0%   | 0         | 0       | 0       | 0       | 0       | 0       | 0       | 0       | 0       | 0       | 0       | 0       | 0       |
| 沖縄        |     | 23.5%  | 20,705    | 1,620   | 850     | 2,810   | 2,910   | 4,785   | 3,520   | 1,560   | 700     | 950     | 350     | 310     | 340     |
|           |     | 18.8%  | 1,115,520 | 94,290  | 43,995  | 102,533 | 148,838 | 275,625 | 171,623 | 97,598  | 43,890  | 59,325  | 29,400  | 19,530  | 28,875  |
| その他<br>県外 |     | 0.2%   | 190       | 0       | 190     | 0       | 0       | 0       | 0       | 0       | 0       | 0       | 0       | 0       | 0       |
|           |     | 0.2%   | 13,545    | 0       | 13,545  | 0       | 0       | 0       | 0       | 0       | 0       | 0       | 0       | 0       | 0       |

アレカヤシ

葉物

上段:数量:本  
下段:金額:円

| 品目名       | 産地名 | 産地別割合  | 合計        | 4月      | 5月      | 6月      | 7月      | 8月      | 9月      | 10月     | 11月     | 12月     | 1月      | 2月      | 3月      |
|-----------|-----|--------|-----------|---------|---------|---------|---------|---------|---------|---------|---------|---------|---------|---------|---------|
| 合計        |     | 100.0% | 252,920   | 33,100  | 32,230  | 21,150  | 17,630  | 20,200  | 14,250  | 16,350  | 21,220  | 20,670  | 18,600  | 21,540  | 15,980  |
|           |     | 100.0% | 5,294,205 | 671,528 | 453,233 | 352,013 | 353,273 | 574,980 | 351,855 | 404,880 | 501,848 | 519,068 | 406,665 | 384,825 | 320,040 |
| 単価        |     |        | 21        | 20      | 14      | 17      | 20      | 28      | 25      | 25      | 24      | 25      | 22      | 18      | 20      |
| 前年<br>対比  |     |        | 80.6%     | 109.1%  | 77.7%   | 71.1%   | 77.5%   | 54.8%   | 55.7%   | 59.3%   | 145.1%  | 64.9%   | 118.8%  | 129.8%  | 77.2%   |
|           |     |        | 80.9%     | 98.6%   | 67.5%   | 86.1%   | 80.7%   | 75.8%   | 63.5%   | 79.0%   | 155.5%  | 61.0%   | 109.4%  | 91.0%   | 58.1%   |
| 市内        |     | 0.0%   | 0         | 0       | 0       | 0       | 0       | 0       | 0       | 0       | 0       | 0       | 0       | 0       | 0       |
|           |     | 0.0%   | 0         | 0       | 0       | 0       | 0       | 0       | 0       | 0       | 0       | 0       | 0       | 0       | 0       |
| 三股町       |     | 0.0%   | 0         | 0       | 0       | 0       | 0       | 0       | 0       | 0       | 0       | 0       | 0       | 0       | 0       |
|           |     | 0.0%   | 0         | 0       | 0       | 0       | 0       | 0       | 0       | 0       | 0       | 0       | 0       | 0       | 0       |
| 西諸<br>県郡  |     | 0.0%   | 0         | 0       | 0       | 0       | 0       | 0       | 0       | 0       | 0       | 0       | 0       | 0       | 0       |
|           |     | 0.0%   | 0         | 0       | 0       | 0       | 0       | 0       | 0       | 0       | 0       | 0       | 0       | 0       | 0       |
| 県内        |     | 0.0%   | 0         | 0       | 0       | 0       | 0       | 0       | 0       | 0       | 0       | 0       | 0       | 0       | 0       |
|           |     | 0.0%   | 0         | 0       | 0       | 0       | 0       | 0       | 0       | 0       | 0       | 0       | 0       | 0       | 0       |
| 曾於市       |     | 0.0%   | 0         | 0       | 0       | 0       | 0       | 0       | 0       | 0       | 0       | 0       | 0       | 0       | 0       |
|           |     | 0.0%   | 0         | 0       | 0       | 0       | 0       | 0       | 0       | 0       | 0       | 0       | 0       | 0       | 0       |
| 霧島市       |     | 0.0%   | 0         | 0       | 0       | 0       | 0       | 0       | 0       | 0       | 0       | 0       | 0       | 0       | 0       |
|           |     | 0.0%   | 0         | 0       | 0       | 0       | 0       | 0       | 0       | 0       | 0       | 0       | 0       | 0       | 0       |
| 鹿児島<br>県内 |     | 40.8%  | 103,250   | 13,450  | 17,000  | 10,650  | 8,750   | 7,300   | 7,900   | 8,950   | 12,800  | 5,650   | 3,400   | 3,800   | 3,600   |
|           |     | 46.4%  | 2,458,838 | 286,650 | 260,768 | 212,363 | 209,738 | 229,110 | 235,725 | 258,930 | 323,243 | 157,763 | 93,450  | 93,450  | 97,650  |
| 熊本        |     | 6.5%   | 16,560    | 0       | 0       | 0       | 0       | 0       | 0       | 0       | 1,920   | 3,520   | 3,800   | 5,040   | 2,280   |
|           |     | 6.6%   | 350,070   | 0       | 0       | 0       | 0       | 0       | 0       | 0       | 50,820  | 99,120  | 85,785  | 85,050  | 29,295  |
| 大分        |     | 0.0%   | 0         | 0       | 0       | 0       | 0       | 0       | 0       | 0       | 0       | 0       | 0       | 0       | 0       |
|           |     | 0.0%   | 0         | 0       | 0       | 0       | 0       | 0       | 0       | 0       | 0       | 0       | 0       | 0       | 0       |
| 福岡        |     | 0.1%   | 200       | 0       | 0       | 0       | 0       | 0       | 0       | 200     | 0       | 0       | 0       | 0       | 0       |
|           |     | 0.1%   | 4,200     | 0       | 0       | 0       | 0       | 0       | 0       | 4,200   | 0       | 0       | 0       | 0       | 0       |
| 佐賀        |     | 0.7%   | 1,830     | 650     | 430     | 0       | 0       | 0       | 750     | 0       | 0       | 0       | 0       | 0       | 0       |
|           |     | 0.2%   | 12,863    | 4,358   | 1,680   | 0       | 0       | 0       | 6,825   | 0       | 0       | 0       | 0       | 0       | 0       |
| 長崎        |     | 0.0%   | 0         | 0       | 0       | 0       | 0       | 0       | 0       | 0       | 0       | 0       | 0       | 0       | 0       |
|           |     | 0.0%   | 0         | 0       | 0       | 0       | 0       | 0       | 0       | 0       | 0       | 0       | 0       | 0       | 0       |
| 沖縄        |     | 0.0%   | 0         | 0       | 0       | 0       | 0       | 0       | 0       | 0       | 0       | 0       | 0       | 0       | 0       |
|           |     | 0.0%   | 0         | 0       | 0       | 0       | 0       | 0       | 0       | 0       | 0       | 0       | 0       | 0       | 0       |
| その他<br>県外 |     | 51.8%  | 131,080   | 19,000  | 14,800  | 10,500  | 8,880   | 12,900  | 5,600   | 7,200   | 6,500   | 11,500  | 11,400  | 12,700  | 10,100  |
|           |     | 46.6%  | 2,468,235 | 380,520 | 190,785 | 139,650 | 143,535 | 345,870 | 109,305 | 141,750 | 127,785 | 262,185 | 227,430 | 206,325 | 193,095 |

レザーフアン

## 葉物

上段:数量:本  
下段:金額:円

| 品目名       | 産地名 | 産地別割合  | 合計        | 4月     | 5月     | 6月     | 7月     | 8月      | 9月      | 10月    | 11月     | 12月     | 1月      | 2月      | 3月      |
|-----------|-----|--------|-----------|--------|--------|--------|--------|---------|---------|--------|---------|---------|---------|---------|---------|
| 合計        |     | 100.0% | 64,404    | 4,050  | 3,800  | 4,300  | 2,700  | 8,100   | 7,550   | 3,700  | 7,504   | 5,200   | 6,750   | 4,950   | 5,800   |
|           |     | 100.0% | 1,421,453 | 91,245 | 92,400 | 81,375 | 60,008 | 228,795 | 142,223 | 81,900 | 147,620 | 114,765 | 145,819 | 108,413 | 126,893 |
| 単価        |     |        | 22        | 23     | 24     | 19     | 22     | 28      | 19      | 22     | 20      | 22      | 22      | 22      | 22      |
| 前年<br>対比  |     |        | 91.1%     | 61.9%  | 56.9%  | 122.9% | 74.0%  | 114.9%  | 138.5%  | 79.6%  | 104.2%  | 85.6%   | 78.5%   | 106.5%  | 86.8%   |
|           |     |        | 83.6%     | 45.6%  | 52.7%  | 79.6%  | 55.0%  | 109.1%  | 137.9%  | 85.7%  | 104.4%  | 68.1%   | 84.2%   | 108.3%  | 104.1%  |
| 市内        |     | 0.0%   | 0         | 0      | 0      | 0      | 0      | 0       | 0       | 0      | 0       | 0       | 0       | 0       | 0       |
|           |     | 0.0%   | 0         | 0      | 0      | 0      | 0      | 0       | 0       | 0      | 0       | 0       | 0       | 0       | 0       |
| 三股町       |     | 0.0%   | 0         | 0      | 0      | 0      | 0      | 0       | 0       | 0      | 0       | 0       | 0       | 0       | 0       |
|           |     | 0.0%   | 0         | 0      | 0      | 0      | 0      | 0       | 0       | 0      | 0       | 0       | 0       | 0       | 0       |
| 西諸<br>県郡  |     | 0.0%   | 0         | 0      | 0      | 0      | 0      | 0       | 0       | 0      | 0       | 0       | 0       | 0       | 0       |
|           |     | 0.0%   | 0         | 0      | 0      | 0      | 0      | 0       | 0       | 0      | 0       | 0       | 0       | 0       | 0       |
| 県内        |     | 0.0%   | 0         | 0      | 0      | 0      | 0      | 0       | 0       | 0      | 0       | 0       | 0       | 0       | 0       |
|           |     | 0.0%   | 0         | 0      | 0      | 0      | 0      | 0       | 0       | 0      | 0       | 0       | 0       | 0       | 0       |
| 曾於市       |     | 0.0%   | 0         | 0      | 0      | 0      | 0      | 0       | 0       | 0      | 0       | 0       | 0       | 0       | 0       |
|           |     | 0.0%   | 0         | 0      | 0      | 0      | 0      | 0       | 0       | 0      | 0       | 0       | 0       | 0       | 0       |
| 霧島市       |     | 0.0%   | 0         | 0      | 0      | 0      | 0      | 0       | 0       | 0      | 0       | 0       | 0       | 0       | 0       |
|           |     | 0.0%   | 0         | 0      | 0      | 0      | 0      | 0       | 0       | 0      | 0       | 0       | 0       | 0       | 0       |
| 鹿児島<br>県内 |     | 0.0%   | 0         | 0      | 0      | 0      | 0      | 0       | 0       | 0      | 0       | 0       | 0       | 0       | 0       |
|           |     | 0.0%   | 0         | 0      | 0      | 0      | 0      | 0       | 0       | 0      | 0       | 0       | 0       | 0       | 0       |
| 熊本        |     | 0.0%   | 0         | 0      | 0      | 0      | 0      | 0       | 0       | 0      | 0       | 0       | 0       | 0       | 0       |
|           |     | 0.0%   | 0         | 0      | 0      | 0      | 0      | 0       | 0       | 0      | 0       | 0       | 0       | 0       | 0       |
| 大分        |     | 0.0%   | 0         | 0      | 0      | 0      | 0      | 0       | 0       | 0      | 0       | 0       | 0       | 0       | 0       |
|           |     | 0.0%   | 0         | 0      | 0      | 0      | 0      | 0       | 0       | 0      | 0       | 0       | 0       | 0       | 0       |
| 福岡        |     | 0.0%   | 0         | 0      | 0      | 0      | 0      | 0       | 0       | 0      | 0       | 0       | 0       | 0       | 0       |
|           |     | 0.0%   | 0         | 0      | 0      | 0      | 0      | 0       | 0       | 0      | 0       | 0       | 0       | 0       | 0       |
| 佐賀        |     | 0.0%   | 0         | 0      | 0      | 0      | 0      | 0       | 0       | 0      | 0       | 0       | 0       | 0       | 0       |
|           |     | 0.0%   | 0         | 0      | 0      | 0      | 0      | 0       | 0       | 0      | 0       | 0       | 0       | 0       | 0       |
| 長崎        |     | 0.0%   | 0         | 0      | 0      | 0      | 0      | 0       | 0       | 0      | 0       | 0       | 0       | 0       | 0       |
|           |     | 0.0%   | 0         | 0      | 0      | 0      | 0      | 0       | 0       | 0      | 0       | 0       | 0       | 0       | 0       |
| 沖縄        |     | 0.0%   | 0         | 0      | 0      | 0      | 0      | 0       | 0       | 0      | 0       | 0       | 0       | 0       | 0       |
|           |     | 0.0%   | 0         | 0      | 0      | 0      | 0      | 0       | 0       | 0      | 0       | 0       | 0       | 0       | 0       |
| その他<br>県外 |     | 100.0% | 64,404    | 4,050  | 3,800  | 4,300  | 2,700  | 8,100   | 7,550   | 3,700  | 7,504   | 5,200   | 6,750   | 4,950   | 5,800   |
|           |     | 100.0% | 1,421,453 | 91,245 | 92,400 | 81,375 | 60,008 | 228,795 | 142,223 | 81,900 | 147,620 | 114,765 | 145,819 | 108,413 | 126,893 |



上段:数量:本  
下段:金額:円

葉物

| 品目名       | 産地名 | 産地別割合  | 合計        | 4月      | 5月      | 6月      | 7月      | 8月        | 9月      | 10月     | 11月     | 12月     | 1月      | 2月      | 3月      |
|-----------|-----|--------|-----------|---------|---------|---------|---------|-----------|---------|---------|---------|---------|---------|---------|---------|
| 合計        |     | 100.0% | 167,929   | 8,349   | 9,603   | 10,156  | 10,311  | 25,096    | 20,420  | 16,363  | 14,804  | 19,343  | 12,539  | 8,123   | 12,822  |
|           |     | 100.0% | 6,488,724 | 241,460 | 326,740 | 321,616 | 392,095 | 1,800,273 | 756,581 | 500,444 | 400,263 | 926,722 | 234,384 | 228,838 | 359,308 |
| 単価        |     |        | 39        | 29      | 34      | 32      | 38      | 72        | 37      | 31      | 27      | 48      | 19      | 28      | 28      |
| 前年<br>対比  |     |        | 92.1%     | 79.9%   | 62.8%   | 81.5%   | 91.9%   | 74.8%     | 113.7%  | 86.9%   | 160.2%  | 86.3%   | 157.9%  | 66.6%   | 119.9%  |
|           |     |        | 94.1%     | 97.2%   | 84.9%   | 99.4%   | 92.5%   | 90.7%     | 94.0%   | 73.7%   | 118.0%  | 98.4%   | 132.8%  | 83.2%   | 114.9%  |
| 市内        |     | 0.8%   | 1,320     | 450     | 350     | 250     | 0       | 0         | 0       | 0       | 0       | 70      | 100     | 100     | 0       |
|           |     | 0.3%   | 19,320    | 5,775   | 1,995   | 525     | 0       | 0         | 0       | 0       | 0       | 6,825   | 3,150   | 1,050   | 0       |
| 三股町       |     | 0.2%   | 260       | 0       | 0       | 0       | 0       | 0         | 0       | 0       | 0       | 163     | 72      | 10      | 15      |
|           |     | 0.2%   | 12,794    | 0       | 0       | 0       | 0       | 0         | 0       | 0       | 0       | 12,107  | 546     | 105     | 37      |
| 西諸<br>県郡  |     | 1.3%   | 2,245     | 0       | 0       | 0       | 0       | 810       | 200     | 0       | 550     | 135     | 0       | 150     | 400     |
|           |     | 1.9%   | 120,593   | 0       | 0       | 0       | 0       | 53,970    | 6,825   | 0       | 22,050  | 16,485  | 0       | 5,250   | 16,013  |
| 県内        |     | 10.6%  | 17,813    | 324     | 298     | 400     | 372     | 2,372     | 4,020   | 4,637   | 2,700   | 1,650   | 300     | 200     | 540     |
|           |     | 22.3%  | 1,445,782 | 50,222  | 57,593  | 70,928  | 83,633  | 224,081   | 384,143 | 284,335 | 89,775  | 125,895 | 8,400   | 5,250   | 61,530  |
| 曾於市       |     | 2.4%   | 4,035     | 0       | 160     | 190     | 179     | 111       | 10      | 66      | 219     | 3,000   | 0       | 100     | 0       |
|           |     | 1.7%   | 111,282   | 0       | 6,090   | 4,410   | 5,639   | 2,901     | 210     | 693     | 10,553  | 77,637  | 0       | 3,150   | 0       |
| 始良郡       |     | 0.0%   | 0         | 0       | 0       | 0       | 0       | 0         | 0       | 0       | 0       | 0       | 0       | 0       | 0       |
|           |     | 0.0%   | 0         | 0       | 0       | 0       | 0       | 0         | 0       | 0       | 0       | 0       | 0       | 0       | 0       |
| 鹿児島<br>県内 |     | 5.6%   | 9,420     | 1,220   | 1,470   | 700     | 120     | 100       | 640     | 440     | 760     | 1,360   | 1,482   | 678     | 450     |
|           |     | 5.0%   | 323,033   | 14,070  | 60,165  | 27,720  | 7,455   | 4,200     | 15,855  | 10,353  | 36,173  | 94,395  | 25,095  | 3,927   | 23,625  |
| 熊本        |     | 15.2%  | 25,455    | 50      | 1,020   | 0       | 250     | 14,855    | 1,460   | 1,440   | 1,810   | 2,325   | 1,450   | 435     | 360     |
|           |     | 25.7%  | 1,665,011 | 3,150   | 28,455  | 0       | 9,975   | 1,275,593 | 62,528  | 52,841  | 51,608  | 105,263 | 45,675  | 17,010  | 12,915  |
| 大分        |     | 0.0%   | 0         | 0       | 0       | 0       | 0       | 0         | 0       | 0       | 0       | 0       | 0       | 0       | 0       |
|           |     | 0.0%   | 0         | 0       | 0       | 0       | 0       | 0         | 0       | 0       | 0       | 0       | 0       | 0       | 0       |
| 福岡        |     | 13.4%  | 22,573    | 1,250   | 1,240   | 1,901   | 1,970   | 1,790     | 2,140   | 810     | 1,540   | 1,960   | 2,130   | 3,520   | 2,322   |
|           |     | 10.3%  | 666,393   | 34,650  | 36,803  | 52,028  | 54,180  | 48,405    | 70,088  | 23,468  | 53,498  | 55,598  | 62,108  | 104,213 | 71,358  |
| 佐賀        |     | 0.3%   | 480       | 380     | 0       | 0       | 0       | 0         | 100     | 0       | 0       | 0       | 0       | 0       | 0       |
|           |     | 0.1%   | 6,857     | 3,707   | 0       | 0       | 0       | 0         | 3,150   | 0       | 0       | 0       | 0       | 0       | 0       |
| 長崎        |     | 0.0%   | 0         | 0       | 0       | 0       | 0       | 0         | 0       | 0       | 0       | 0       | 0       | 0       | 0       |
|           |     | 0.0%   | 0         | 0       | 0       | 0       | 0       | 0         | 0       | 0       | 0       | 0       | 0       | 0       | 0       |
| 沖縄        |     | 12.9%  | 21,723    | 1,510   | 2,300   | 2,570   | 3,215   | 2,158     | 1,705   | 1,020   | 1,120   | 1,490   | 1,110   | 990     | 2,535   |
|           |     | 10.5%  | 682,353   | 53,970  | 79,779  | 67,148  | 113,085 | 76,010    | 60,743  | 25,589  | 18,428  | 31,836  | 36,855  | 32,918  | 85,995  |
| その他<br>県外 |     | 37.3%  | 62,605    | 3,165   | 2,765   | 4,145   | 4,205   | 2,900     | 10,145  | 7,950   | 6,105   | 7,190   | 5,895   | 1,940   | 6,200   |
|           |     | 22.1%  | 1,435,307 | 75,917  | 55,861  | 98,859  | 118,129 | 115,115   | 153,041 | 103,166 | 118,181 | 400,682 | 52,556  | 55,966  | 87,836  |

その他葉物

上段:数量:本  
下段:金額:円

枝物

| 品目名       | 産地名 | 産地別割合  | 合計         | 4月        | 5月        | 6月        | 7月        | 8月        | 9月        | 10月       | 11月       | 12月        | 1月        | 2月        | 3月        |
|-----------|-----|--------|------------|-----------|-----------|-----------|-----------|-----------|-----------|-----------|-----------|------------|-----------|-----------|-----------|
| 合計        |     | 100.0% | 519,021    | 22,324    | 15,695    | 20,547    | 27,403    | 38,004    | 30,883    | 31,136    | 31,025    | 211,741    | 21,836    | 33,468    | 34,959    |
|           |     | 100.0% | 51,263,302 | 2,211,486 | 1,954,217 | 1,924,952 | 2,626,978 | 4,026,662 | 2,925,203 | 2,832,719 | 2,812,805 | 22,494,371 | 2,111,314 | 2,390,077 | 2,952,517 |
| 単価        |     |        | 99         | 99        | 125       | 94        | 96        | 106       | 95        | 91        | 91        | 106        | 97        | 71        | 84        |
| 前年<br>対比  |     |        | 94.9%      | 110.2%    | 98.5%     | 98.7%     | 83.8%     | 71.0%     | 88.3%     | 92.7%     | 104.1%    | 100.1%     | 93.7%     | 104.9%    | 90.1%     |
|           |     |        | 104.9%     | 103.5%    | 106.7%    | 91.1%     | 76.2%     | 113.2%    | 95.6%     | 97.6%     | 131.2%    | 117.7%     | 91.2%     | 87.4%     | 84.1%     |
| 市内        |     | 3.7%   | 19,437     | 395       | 115       | 448       | 515       | 1,260     | 1,006     | 1,370     | 322       | 12,906     | 160       | 340       | 600       |
|           |     | 2.5%   | 1,274,486  | 19,740    | 8,820     | 53,918    | 44,247    | 114,933   | 63,725    | 64,187    | 43,776    | 784,607    | 17,745    | 25,032    | 33,758    |
| 三股町       |     | 0.6%   | 2,878      | 221       | 63        | 80        | 310       | 620       | 241       | 945       | 163       | 61         | 45        | 112       | 17        |
|           |     | 0.7%   | 378,937    | 39,514    | 4,179     | 814       | 69,720    | 77,490    | 54,600    | 105,746   | 18,512    | 2,772      | 1,202     | 4,274     | 116       |
| 西諸<br>県郡  |     | 2.0%   | 10,439     | 1,625     | 0         | 0         | 144       | 700       | 480       | 48        | 300       | 5,232      | 460       | 430       | 1,020     |
|           |     | 1.6%   | 811,944    | 194,418   | 0         | 0         | 7,056     | 71,190    | 31,899    | 6,426     | 34,020    | 283,973    | 29,400    | 21,105    | 132,458   |
| 県内        |     | 4.7%   | 24,472     | 222       | 646       | 1,899     | 1,010     | 3,429     | 972       | 407       | 343       | 9,254      | 0         | 5,800     | 490       |
|           |     | 4.2%   | 2,174,078  | 50,715    | 71,694    | 198,282   | 173,040   | 388,028   | 142,989   | 59,220    | 12,285    | 780,570    | 0         | 224,700   | 72,555    |
| 曾於市       |     | 17.6%  | 91,524     | 6,671     | 6,231     | 7,620     | 7,798     | 10,930    | 9,000     | 6,610     | 6,960     | 10,936     | 6,267     | 5,410     | 7,091     |
|           |     | 24.6%  | 12,596,044 | 914,271   | 941,651   | 863,541   | 1,073,657 | 1,491,168 | 1,163,064 | 913,395   | 905,750   | 1,657,898  | 906,717   | 778,869   | 986,064   |
| 霧島市       |     | 0.1%   | 412        | 0         | 180       | 0         | 0         | 0         | 0         | 112       | 0         | 120        | 0         | 0         | 0         |
|           |     | 0.1%   | 68,649     | 0         | 29,295    | 0         | 0         | 0         | 0         | 11,004    | 0         | 28,350     | 0         | 0         | 0         |
| 鹿児島<br>県内 |     | 3.9%   | 20,051     | 540       | 1,036     | 356       | 1,770     | 2,251     | 1,877     | 1,895     | 2,098     | 4,219      | 1,254     | 719       | 2,036     |
|           |     | 5.3%   | 2,740,874  | 70,770    | 121,128   | 28,245    | 275,100   | 278,030   | 282,083   | 291,113   | 274,943   | 586,757    | 162,110   | 101,903   | 268,695   |
| 熊本        |     | 12.0%  | 62,241     | 1,211     | 2,104     | 1,722     | 6,145     | 4,177     | 5,300     | 6,930     | 6,045     | 15,348     | 3,285     | 5,519     | 4,455     |
|           |     | 10.2%  | 5,217,690  | 126,735   | 283,290   | 161,627   | 324,608   | 435,261   | 340,541   | 422,599   | 420,599   | 1,912,265  | 220,185   | 242,708   | 327,275   |
| 大分        |     | 0.0%   | 0          | 0         | 0         | 0         | 0         | 0         | 0         | 0         | 0         | 0          | 0         | 0         | 0         |
|           |     | 0.0%   | 0          | 0         | 0         | 0         | 0         | 0         | 0         | 0         | 0         | 0          | 0         | 0         | 0         |
| 福岡        |     | 17.7%  | 91,780     | 5,778     | 2,019     | 3,765     | 5,362     | 6,435     | 5,937     | 6,704     | 6,772     | 19,145     | 5,415     | 9,493     | 14,955    |
|           |     | 14.5%  | 7,409,283  | 420,704   | 188,501   | 232,785   | 294,788   | 456,383   | 379,050   | 485,583   | 499,485   | 2,400,799  | 519,068   | 687,692   | 844,447   |
| 佐賀        |     | 0.0%   | 60         | 0         | 0         | 60        | 0         | 0         | 0         | 0         | 0         | 0          | 0         | 0         | 0         |
|           |     | 0.0%   | 2,520      | 0         | 0         | 2,520     | 0         | 0         | 0         | 0         | 0         | 0          | 0         | 0         | 0         |
| 長崎        |     | 0.0%   | 0          | 0         | 0         | 0         | 0         | 0         | 0         | 0         | 0         | 0          | 0         | 0         | 0         |
|           |     | 0.0%   | 0          | 0         | 0         | 0         | 0         | 0         | 0         | 0         | 0         | 0          | 0         | 0         | 0         |
| 沖縄        |     | 0.0%   | 0          | 0         | 0         | 0         | 0         | 0         | 0         | 0         | 0         | 0          | 0         | 0         | 0         |
|           |     | 0.0%   | 0          | 0         | 0         | 0         | 0         | 0         | 0         | 0         | 0         | 0          | 0         | 0         | 0         |
| その他<br>県外 |     | 37.7%  | 195,727    | 5,661     | 3,301     | 4,597     | 4,349     | 8,202     | 6,070     | 6,115     | 8,022     | 134,520    | 4,950     | 5,645     | 4,295     |
|           |     | 36.3%  | 18,588,798 | 374,620   | 305,659   | 383,222   | 364,764   | 714,181   | 467,253   | 473,448   | 603,437   | 14,056,380 | 254,888   | 303,795   | 287,151   |

枝物合計

上段:数量:本  
下段:金額:円

枝物

| 品目名       | 産地名       | 産地別割合  | 合計     | 4月    | 5月   | 6月   | 7月   | 8月   | 9月    | 10月    | 11月    | 12月   | 1月     | 2月    | 3月     |       |
|-----------|-----------|--------|--------|-------|------|------|------|------|-------|--------|--------|-------|--------|-------|--------|-------|
| エニシダ      | 合計        | 100.0% | 1,850  | 200   | 0    | 0    | 0    | 0    | 350   | 600    | 400    | 50    | 0      | 200   | 50     |       |
|           |           | 100.0% | 46,463 | 8,925 | 0    | 0    | 0    | 0    | 0     | 8,925  | 13,125 | 6,300 | 1,838  | 0     | 5,250  | 2,100 |
|           | 単価        |        | 25     | 45    | 0    | 0    | 0    | 0    | 0     | 26     | 22     | 16    | 37     | 0     | 26     | 42    |
|           |           |        | 85.3%  | 50.0% | 0.0% | 0.0% | 0.0% | 0.0% | 0.0%  | 70.0%  | 200.0% | 0.0%  | 100.0% | 0.0%  | 166.7% | 10.0% |
|           | 前年対比      |        | 86.2%  | 70.8% | 0.0% | 0.0% | 0.0% | 0.0% | 0.0%  | 72.3%  | 125.0% | 0.0%  | 87.5%  | 0.0%  | 138.9% | 40.0% |
|           |           |        | 0.0%   | 0     | 0    | 0    | 0    | 0    | 0     | 0      | 0      | 0     | 0      | 0     | 0      | 0     |
|           | 市内        | 0.0%   | 0      | 0     | 0    | 0    | 0    | 0    | 0     | 0      | 0      | 0     | 0      | 0     | 0      | 0     |
|           |           | 0.0%   | 0      | 0     | 0    | 0    | 0    | 0    | 0     | 0      | 0      | 0     | 0      | 0     | 0      | 0     |
|           | 三股町       | 0.0%   | 0      | 0     | 0    | 0    | 0    | 0    | 0     | 0      | 0      | 0     | 0      | 0     | 0      | 0     |
|           |           | 0.0%   | 0      | 0     | 0    | 0    | 0    | 0    | 0     | 0      | 0      | 0     | 0      | 0     | 0      | 0     |
|           | 西諸<br>県郡  | 0.0%   | 0      | 0     | 0    | 0    | 0    | 0    | 0     | 0      | 0      | 0     | 0      | 0     | 0      | 0     |
|           |           | 0.0%   | 0      | 0     | 0    | 0    | 0    | 0    | 0     | 0      | 0      | 0     | 0      | 0     | 0      | 0     |
|           | 県内        | 0.0%   | 0      | 0     | 0    | 0    | 0    | 0    | 0     | 0      | 0      | 0     | 0      | 0     | 0      | 0     |
|           |           | 0.0%   | 0      | 0     | 0    | 0    | 0    | 0    | 0     | 0      | 0      | 0     | 0      | 0     | 0      | 0     |
|           | 曾於市       | 0.0%   | 0      | 0     | 0    | 0    | 0    | 0    | 0     | 0      | 0      | 0     | 0      | 0     | 0      | 0     |
|           |           | 0.0%   | 0      | 0     | 0    | 0    | 0    | 0    | 0     | 0      | 0      | 0     | 0      | 0     | 0      | 0     |
|           | 霧島市       | 0.0%   | 0      | 0     | 0    | 0    | 0    | 0    | 0     | 0      | 0      | 0     | 0      | 0     | 0      | 0     |
|           |           | 0.0%   | 0      | 0     | 0    | 0    | 0    | 0    | 0     | 0      | 0      | 0     | 0      | 0     | 0      | 0     |
|           | 鹿児島<br>県内 | 0.0%   | 0      | 0     | 0    | 0    | 0    | 0    | 0     | 0      | 0      | 0     | 0      | 0     | 0      | 0     |
|           |           | 0.0%   | 0      | 0     | 0    | 0    | 0    | 0    | 0     | 0      | 0      | 0     | 0      | 0     | 0      | 0     |
| 熊本        | 16.2%     | 300    | 200    | 0     | 0    | 0    | 0    | 0    | 0     | 0      | 100    | 0     | 0      | 0     | 0      |       |
|           | 26.0%     | 12,075 | 8,925  | 0     | 0    | 0    | 0    | 0    | 0     | 0      | 3,150  | 0     | 0      | 0     | 0      |       |
| 大分        | 0.0%      | 0      | 0      | 0     | 0    | 0    | 0    | 0    | 0     | 0      | 0      | 0     | 0      | 0     | 0      |       |
|           | 0.0%      | 0      | 0      | 0     | 0    | 0    | 0    | 0    | 0     | 0      | 0      | 0     | 0      | 0     | 0      |       |
| 福岡        | 83.8%     | 1,550  | 0      | 0     | 0    | 0    | 0    | 0    | 350   | 600    | 300    | 50    | 0      | 200   | 50     |       |
|           | 74.0%     | 34,388 | 0      | 0     | 0    | 0    | 0    | 0    | 8,925 | 13,125 | 3,150  | 1,838 | 0      | 5,250 | 2,100  |       |
| 佐賀        | 0.0%      | 0      | 0      | 0     | 0    | 0    | 0    | 0    | 0     | 0      | 0      | 0     | 0      | 0     | 0      |       |
|           | 0.0%      | 0      | 0      | 0     | 0    | 0    | 0    | 0    | 0     | 0      | 0      | 0     | 0      | 0     | 0      |       |
| 長崎        | 0.0%      | 0      | 0      | 0     | 0    | 0    | 0    | 0    | 0     | 0      | 0      | 0     | 0      | 0     | 0      |       |
|           | 0.0%      | 0      | 0      | 0     | 0    | 0    | 0    | 0    | 0     | 0      | 0      | 0     | 0      | 0     | 0      |       |
| 沖縄        | 0.0%      | 0      | 0      | 0     | 0    | 0    | 0    | 0    | 0     | 0      | 0      | 0     | 0      | 0     | 0      |       |
|           | 0.0%      | 0      | 0      | 0     | 0    | 0    | 0    | 0    | 0     | 0      | 0      | 0     | 0      | 0     | 0      |       |
| その他<br>県外 | 0.0%      | 0      | 0      | 0     | 0    | 0    | 0    | 0    | 0     | 0      | 0      | 0     | 0      | 0     | 0      |       |
|           | 0.0%      | 0      | 0      | 0     | 0    | 0    | 0    | 0    | 0     | 0      | 0      | 0     | 0      | 0     | 0      |       |

上段:数量:本  
下段:金額:円

枝物

| 品目名              | 産地名       | 産地別割合  | 合計      | 4月      | 5月    | 6月   | 7月   | 8月   | 9月    | 10月    | 11月  | 12月  | 1月      | 2月      | 3月      |       |
|------------------|-----------|--------|---------|---------|-------|------|------|------|-------|--------|------|------|---------|---------|---------|-------|
| 一<br>で<br>ま<br>り | 合計        | 100.0% | 9,370   | 2,330   | 0     | 0    | 0    | 0    | 40    | 0      | 0    | 0    | 1,060   | 1,340   | 4,600   |       |
|                  |           | 100.0% | 944,475 | 230,717 | 0     | 0    | 0    | 0    | 4,200 | 0      | 0    | 0    | 160,125 | 156,156 | 393,278 |       |
|                  | 単価        |        | 101     | 99      | 0     | 0    | 0    | 0    | 105   | 0      | 0    | 0    | 151     | 117     | 85      |       |
|                  |           |        | 134.8%  | 150.3%  | 0.0%  | 0.0% | 0.0% | 0.0% | 29.6% | 0.0%   | 0.0% | 0.0% | 143.2%  | 81.7%   | 166.8%  |       |
|                  | 前年<br>対比  |        | 89.0%   | 133.9%  | 0.0%  | 0.0% | 0.0% | 0.0% | 0.0%  | 160.0% | 0.0% | 0.0% | 0.0%    | 146.4%  | 60.1%   | 76.9% |
|                  |           |        | 2.8%    | 260     | 260   | 0    | 0    | 0    | 0     | 0      | 0    | 0    | 0       | 0       | 0       | 0     |
|                  | 市内        |        | 0.7%    | 6,930   | 6,930 | 0    | 0    | 0    | 0     | 0      | 0    | 0    | 0       | 0       | 0       | 0     |
|                  |           |        | 0.0%    | 0       | 0     | 0    | 0    | 0    | 0     | 0      | 0    | 0    | 0       | 0       | 0       | 0     |
|                  | 三股町       |        | 0.0%    | 0       | 0     | 0    | 0    | 0    | 0     | 0      | 0    | 0    | 0       | 0       | 0       | 0     |
|                  |           |        | 0.0%    | 0       | 0     | 0    | 0    | 0    | 0     | 0      | 0    | 0    | 0       | 0       | 0       | 0     |
|                  | 西諸<br>県郡  |        | 0.0%    | 0       | 0     | 0    | 0    | 0    | 0     | 0      | 0    | 0    | 0       | 0       | 0       | 0     |
|                  |           |        | 0.0%    | 0       | 0     | 0    | 0    | 0    | 0     | 0      | 0    | 0    | 0       | 0       | 0       | 0     |
|                  | 県内        |        | 0.0%    | 0       | 0     | 0    | 0    | 0    | 0     | 0      | 0    | 0    | 0       | 0       | 0       | 0     |
|                  |           |        | 0.0%    | 0       | 0     | 0    | 0    | 0    | 0     | 0      | 0    | 0    | 0       | 0       | 0       | 0     |
|                  | 曾於市       |        | 0.0%    | 0       | 0     | 0    | 0    | 0    | 0     | 0      | 0    | 0    | 0       | 0       | 0       | 0     |
|                  |           |        | 0.0%    | 0       | 0     | 0    | 0    | 0    | 0     | 0      | 0    | 0    | 0       | 0       | 0       | 0     |
|                  | 霧島市       |        | 0.0%    | 0       | 0     | 0    | 0    | 0    | 0     | 0      | 0    | 0    | 0       | 0       | 0       | 0     |
|                  |           |        | 0.0%    | 0       | 0     | 0    | 0    | 0    | 0     | 0      | 0    | 0    | 0       | 0       | 0       | 0     |
|                  | 鹿児島<br>県内 |        | 2.0%    | 190     | 110   | 0    | 0    | 0    | 0     | 0      | 0    | 0    | 0       | 0       | 0       | 80    |
|                  |           |        | 1.2%    | 11,655  | 7,770 | 0    | 0    | 0    | 0     | 0      | 0    | 0    | 0       | 0       | 0       | 3,885 |
| 熊本               |           | 5.3%   | 500     | 0       | 0     | 0    | 0    | 0    | 0     | 0      | 0    | 0    | 0       | 0       | 500     |       |
|                  |           | 3.1%   | 29,138  | 0       | 0     | 0    | 0    | 0    | 0     | 0      | 0    | 0    | 0       | 0       | 29,138  |       |
| 大分               |           | 0.0%   | 0       | 0       | 0     | 0    | 0    | 0    | 0     | 0      | 0    | 0    | 0       | 0       | 0       |       |
|                  |           | 0.0%   | 0       | 0       | 0     | 0    | 0    | 0    | 0     | 0      | 0    | 0    | 0       | 0       | 0       |       |
| 福岡               |           | 89.9%  | 8,420   | 1,960   | 0     | 0    | 0    | 0    | 40    | 0      | 0    | 0    | 1,060   | 1,340   | 4,020   |       |
|                  |           | 96.8%  | 913,941 | 233,205 | 0     | 0    | 0    | 0    | 4,200 | 0      | 0    | 0    | 160,125 | 156,156 | 360,255 |       |
| 佐賀               |           | 0.0%   | 0       | 0       | 0     | 0    | 0    | 0    | 0     | 0      | 0    | 0    | 0       | 0       | 0       |       |
|                  |           | 0.0%   | 0       | 0       | 0     | 0    | 0    | 0    | 0     | 0      | 0    | 0    | 0       | 0       | 0       |       |
| 長崎               |           | 0.0%   | 0       | 0       | 0     | 0    | 0    | 0    | 0     | 0      | 0    | 0    | 0       | 0       | 0       |       |
|                  |           | 0.0%   | 0       | 0       | 0     | 0    | 0    | 0    | 0     | 0      | 0    | 0    | 0       | 0       | 0       |       |
| 沖縄               |           | 0.0%   | 0       | 0       | 0     | 0    | 0    | 0    | 0     | 0      | 0    | 0    | 0       | 0       | 0       |       |
|                  |           | 0.0%   | 0       | 0       | 0     | 0    | 0    | 0    | 0     | 0      | 0    | 0    | 0       | 0       | 0       |       |
| その他<br>県外        |           | 0.0%   | 0       | 0       | 0     | 0    | 0    | 0    | 0     | 0      | 0    | 0    | 0       | 0       | 0       |       |
|                  |           | -1.8%  | -17,189 | -17,189 | 0     | 0    | 0    | 0    | 0     | 0      | 0    | 0    | 0       | 0       | 0       |       |

上段:数量:本  
下段:金額:円

枝物

| 品目名 | 産地名       | 産地別割合  | 合計     | 4月     | 5月   | 6月   | 7月   | 8月   | 9月   | 10月  | 11月    | 12月  | 1月   | 2月    | 3月     |
|-----|-----------|--------|--------|--------|------|------|------|------|------|------|--------|------|------|-------|--------|
| 桜   | 合計        | 100.0% | 628    | 104    | 0    | 0    | 0    | 0    | 0    | 0    | 50     | 0    | 0    | 58    | 416    |
|     |           | 100.0% | 88,883 | 37,086 | 0    | 0    | 0    | 0    | 0    | 0    | 13,125 | 0    | 0    | 6,458 | 32,214 |
|     | 単価        |        | 142    | 357    | 0    | 0    | 0    | 0    | 0    | 0    | 263    | 0    | 0    | 111   | 77     |
|     | 前年対比      |        | 86.6%  | 82.5%  | 0.0% | 0.0% | 0.0% | 0.0% | 0.0% | 0.0% | 0.0%   | 0.0% | 0.0% | 0.0%  | 69.4%  |
|     |           |        | 46.2%  | 90.8%  | 0.0% | 0.0% | 0.0% | 0.0% | 0.0% | 0.0% | 0.0%   | 0.0% | 0.0% | 0.0%  | 21.3%  |
|     | 市内        | 3.2%   | 20     | 20     | 0    | 0    | 0    | 0    | 0    | 0    | 0      | 0    | 0    | 0     | 0      |
|     |           | 5.8%   | 5,145  | 5,145  | 0    | 0    | 0    | 0    | 0    | 0    | 0      | 0    | 0    | 0     | 0      |
|     | 三股町       | 0.0%   | 0      | 0      | 0    | 0    | 0    | 0    | 0    | 0    | 0      | 0    | 0    | 0     | 0      |
|     |           | 0.0%   | 0      | 0      | 0    | 0    | 0    | 0    | 0    | 0    | 0      | 0    | 0    | 0     | 0      |
|     | 西諸<br>県郡  | 0.0%   | 0      | 0      | 0    | 0    | 0    | 0    | 0    | 0    | 0      | 0    | 0    | 0     | 0      |
|     |           | 0.0%   | 0      | 0      | 0    | 0    | 0    | 0    | 0    | 0    | 0      | 0    | 0    | 0     | 0      |
|     | 県内        | 0.0%   | 0      | 0      | 0    | 0    | 0    | 0    | 0    | 0    | 0      | 0    | 0    | 0     | 0      |
|     |           | 0.0%   | 0      | 0      | 0    | 0    | 0    | 0    | 0    | 0    | 0      | 0    | 0    | 0     | 0      |
|     | 曾於市       | 74.5%  | 468    | 84     | 0    | 0    | 0    | 0    | 0    | 0    | 0      | 0    | 0    | 28    | 356    |
|     |           | 71.8%  | 63,840 | 31,941 | 0    | 0    | 0    | 0    | 0    | 0    | 0      | 0    | 0    | 4,148 | 27,752 |
|     | 霧島市       | 0.0%   | 0      | 0      | 0    | 0    | 0    | 0    | 0    | 0    | 0      | 0    | 0    | 0     | 0      |
|     |           | 0.0%   | 0      | 0      | 0    | 0    | 0    | 0    | 0    | 0    | 0      | 0    | 0    | 0     | 0      |
|     | 鹿児島<br>県内 | 4.8%   | 30     | 0      | 0    | 0    | 0    | 0    | 0    | 0    | 0      | 0    | 0    | 30    | 0      |
|     |           | 2.6%   | 2,310  | 0      | 0    | 0    | 0    | 0    | 0    | 0    | 0      | 0    | 0    | 2,310 | 0      |
|     | 熊本        | 0.0%   | 0      | 0      | 0    | 0    | 0    | 0    | 0    | 0    | 0      | 0    | 0    | 0     | 0      |
|     |           | 0.0%   | 0      | 0      | 0    | 0    | 0    | 0    | 0    | 0    | 0      | 0    | 0    | 0     | 0      |
|     | 大分        | 0.0%   | 0      | 0      | 0    | 0    | 0    | 0    | 0    | 0    | 0      | 0    | 0    | 0     | 0      |
|     |           | 0.0%   | 0      | 0      | 0    | 0    | 0    | 0    | 0    | 0    | 0      | 0    | 0    | 0     | 0      |
|     | 福岡        | 17.5%  | 110    | 0      | 0    | 0    | 0    | 0    | 0    | 0    | 50     | 0    | 0    | 0     | 60     |
|     |           | 22.7%  | 20,213 | 0      | 0    | 0    | 0    | 0    | 0    | 0    | 15,750 | 0    | 0    | 0     | 4,463  |
|     | 佐賀        | 0.0%   | 0      | 0      | 0    | 0    | 0    | 0    | 0    | 0    | 0      | 0    | 0    | 0     | 0      |
|     |           | 0.0%   | 0      | 0      | 0    | 0    | 0    | 0    | 0    | 0    | 0      | 0    | 0    | 0     | 0      |
|     | 長崎        | 0.0%   | 0      | 0      | 0    | 0    | 0    | 0    | 0    | 0    | 0      | 0    | 0    | 0     | 0      |
|     |           | 0.0%   | 0      | 0      | 0    | 0    | 0    | 0    | 0    | 0    | 0      | 0    | 0    | 0     | 0      |
|     | 沖縄        | 0.0%   | 0      | 0      | 0    | 0    | 0    | 0    | 0    | 0    | 0      | 0    | 0    | 0     | 0      |
|     |           | 0.0%   | 0      | 0      | 0    | 0    | 0    | 0    | 0    | 0    | 0      | 0    | 0    | 0     | 0      |
|     | その他<br>県外 | 0.0%   | 0      | 0      | 0    | 0    | 0    | 0    | 0    | 0    | 0      | 0    | 0    | 0     | 0      |
|     |           | -3.0%  | -2,625 | 0      | 0    | 0    | 0    | 0    | 0    | 0    | -2,625 | 0    | 0    | 0     | 0      |

上段:数量:本  
下段:金額:円

枝物

| 品目名       | 産地名 | 産地別割合  | 合計        | 4月      | 5月      | 6月      | 7月      | 8月      | 9月      | 10月     | 11月     | 12月     | 1月      | 2月      | 3月      |
|-----------|-----|--------|-----------|---------|---------|---------|---------|---------|---------|---------|---------|---------|---------|---------|---------|
| 合計        |     | 100.0% | 34,937    | 3,204   | 1,465   | 2,019   | 2,947   | 5,215   | 3,951   | 2,045   | 2,626   | 3,192   | 2,426   | 1,937   | 3,910   |
|           |     | 100.0% | 3,233,354 | 289,470 | 164,388 | 200,708 | 301,886 | 432,516 | 321,290 | 220,574 | 237,666 | 376,289 | 186,102 | 119,973 | 382,494 |
| 単価        |     |        | 93        | 90      | 112     | 99      | 102     | 83      | 81      | 108     | 91      | 118     | 77      | 62      | 98      |
| 前年<br>対比  |     | 86.0%  |           | 92.6%   | 58.4%   | 112.5%  | 87.5%   | 103.0%  | 75.6%   | 84.2%   | 72.4%   | 63.2%   | 154.0%  | 110.4%  | 81.8%   |
|           |     | 104.1% |           | 147.6%  | 112.0%  | 113.1%  | 91.4%   | 120.1%  | 76.3%   | 92.7%   | 83.0%   | 133.2%  | 258.5%  | 102.4%  | 79.9%   |
| 市内        |     | 2.8%   | 968       | 0       | 0       | 20      | 53      | 20      | 60      | 150     | 0       | 85      | 0       | 200     | 380     |
|           |     | 1.1%   | 34,787    | 0       | 0       | 1,050   | 3,129   | 210     | 1,680   | 6,405   | 0       | 11,865  | 0       | 6,132   | 4,316   |
| 三股町       |     | 0.5%   | 168       | 26      | 0       | 0       | 40      | 20      | 41      | 15      | 8       | 12      | 6       | 0       | 0       |
|           |     | 0.2%   | 5,777     | 244     | 0       | 0       | 2,100   | 420     | 1,470   | 158     | 504     | 378     | 504     | 0       | 0       |
| 西諸<br>県郡  |     | 16.9%  | 5,899     | 1,565   | 0       | 0       | 144     | 650     | 480     | 0       | 300     | 860     | 460     | 430     | 1,010   |
|           |     | 18.9%  | 612,528   | 186,543 | 0       | 0       | 7,056   | 58,590  | 31,899  | 0       | 34,020  | 113,033 | 29,400  | 21,105  | 130,883 |
| 県内        |     | 6.1%   | 2,114     | 0       | 0       | 444     | 340     | 520     | 320     | 280     | 0       | 210     | 0       | 0       | 0       |
|           |     | 9.4%   | 304,584   | 0       | 0       | 77,364  | 51,975  | 75,075  | 33,390  | 37,170  | 0       | 29,610  | 0       | 0       | 0       |
| 曾於市       |     | 50.5%  | 17,650    | 1,313   | 860     | 1,555   | 1,770   | 2,520   | 1,940   | 990     | 1,950   | 1,070   | 1,395   | 907     | 1,380   |
|           |     | 34.7%  | 1,121,540 | 55,434  | 65,583  | 122,294 | 142,338 | 142,034 | 101,399 | 87,507  | 146,852 | 81,963  | 72,776  | 29,736  | 73,626  |
| 霧島市       |     | 0.8%   | 290       | 0       | 180     | 0       | 0       | 0       | 0       | 110     | 0       | 0       | 0       | 0       | 0       |
|           |     | 1.2%   | 39,879    | 0       | 29,295  | 0       | 0       | 0       | 0       | 10,584  | 0       | 0       | 0       | 0       | 0       |
| 鹿児島<br>県内 |     | 22.5%  | 7,848     | 300     | 425     | 0       | 600     | 1,485   | 1,110   | 500     | 368     | 955     | 565     | 400     | 1,140   |
|           |     | 34.5%  | 1,114,260 | 47,250  | 69,510  | 0       | 95,288  | 156,188 | 151,452 | 78,750  | 56,291  | 139,440 | 83,423  | 63,000  | 173,670 |
| 熊本        |     | 0.0%   | 0         | 0       | 0       | 0       | 0       | 0       | 0       | 0       | 0       | 0       | 0       | 0       | 0       |
|           |     | 0.0%   | 0         | 0       | 0       | 0       | 0       | 0       | 0       | 0       | 0       | 0       | 0       | 0       | 0       |
| 大分        |     | 0.0%   | 0         | 0       | 0       | 0       | 0       | 0       | 0       | 0       | 0       | 0       | 0       | 0       | 0       |
|           |     | 0.0%   | 0         | 0       | 0       | 0       | 0       | 0       | 0       | 0       | 0       | 0       | 0       | 0       | 0       |
| 福岡        |     | 0.0%   | 0         | 0       | 0       | 0       | 0       | 0       | 0       | 0       | 0       | 0       | 0       | 0       | 0       |
|           |     | 0.0%   | 0         | 0       | 0       | 0       | 0       | 0       | 0       | 0       | 0       | 0       | 0       | 0       | 0       |
| 佐賀        |     | 0.0%   | 0         | 0       | 0       | 0       | 0       | 0       | 0       | 0       | 0       | 0       | 0       | 0       | 0       |
|           |     | 0.0%   | 0         | 0       | 0       | 0       | 0       | 0       | 0       | 0       | 0       | 0       | 0       | 0       | 0       |
| 長崎        |     | 0.0%   | 0         | 0       | 0       | 0       | 0       | 0       | 0       | 0       | 0       | 0       | 0       | 0       | 0       |
|           |     | 0.0%   | 0         | 0       | 0       | 0       | 0       | 0       | 0       | 0       | 0       | 0       | 0       | 0       | 0       |
| 沖縄        |     | 0.0%   | 0         | 0       | 0       | 0       | 0       | 0       | 0       | 0       | 0       | 0       | 0       | 0       | 0       |
|           |     | 0.0%   | 0         | 0       | 0       | 0       | 0       | 0       | 0       | 0       | 0       | 0       | 0       | 0       | 0       |
| その他<br>県外 |     | 0.0%   | 0         | 0       | 0       | 0       | 0       | 0       | 0       | 0       | 0       | 0       | 0       | 0       | 0       |
|           |     | 0.0%   | 0         | 0       | 0       | 0       | 0       | 0       | 0       | 0       | 0       | 0       | 0       | 0       | 0       |

上段:数量:本  
下段:金額:円

枝物

| 品目名          | 産地名 | 産地別割合  | 合計         | 4月      | 5月      | 6月      | 7月        | 8月        | 9月        | 10月     | 11月     | 12月       | 1月      | 2月      | 3月      |
|--------------|-----|--------|------------|---------|---------|---------|-----------|-----------|-----------|---------|---------|-----------|---------|---------|---------|
| 合 計          |     | 100.0% | 62,071     | 4,371   | 3,637   | 4,483   | 6,705     | 7,744     | 6,262     | 6,278   | 4,109   | 6,227     | 4,021   | 3,618   | 4,616   |
|              |     | 100.0% | 11,075,353 | 801,098 | 769,734 | 771,650 | 1,128,278 | 1,293,705 | 1,123,070 | 968,405 | 735,095 | 1,173,900 | 755,360 | 667,286 | 887,775 |
| 単 価          |     |        | 178        | 183     | 212     | 172     | 168       | 167       | 179       | 154     | 179     | 189       | 188     | 184     | 192     |
| 前 年<br>対 比   |     |        | 75.4%      | 76.6%   | 67.5%   | 97.8%   | 103.5%    | 32.9%     | 94.1%     | 111.9%  | 98.4%   | 96.6%     | 93.3%   | 87.1%   | 88.3%   |
|              |     |        | 100.4%     | 87.2%   | 84.7%   | 105.0%  | 102.1%    | 94.4%     | 116.8%    | 101.1%  | 112.2%  | 109.0%    | 99.6%   | 94.9%   | 101.3%  |
| 市 内          |     | 3.3%   | 2,044      | 0       | 0       | 310     | 260       | 440       | 270       | 180     | 130     | 214       | 60      | 100     | 80      |
|              |     | 2.8%   | 305,435    | 0       | 0       | 39,270  | 21,525    | 44,898    | 47,303    | 22,418  | 35,018  | 49,959    | 4,200   | 17,535  | 23,310  |
| 三 股 町        |     | 1.7%   | 1,076      | 140     | 0       | 0       | 270       | 240       | 200       | 170     | 40      | 0         | 0       | 16      | 0       |
|              |     | 2.5%   | 281,138    | 38,430  | 0       | 0       | 67,620    | 62,895    | 53,130    | 45,255  | 12,180  | 0         | 0       | 1,628   | 0       |
| 西 諸<br>県 郡   |     | 0.1%   | 40         | 0       | 0       | 0       | 0         | 0         | 0         | 0       | 0       | 40        | 0       | 0       | 0       |
|              |     | 0.1%   | 6,090      | 0       | 0       | 0       | 0         | 0         | 0         | 0       | 0       | 6,090     | 0       | 0       | 0       |
| 県 内          |     | 5.5%   | 3,409      | 222     | 246     | 505     | 670       | 470       | 532       | 127     | 0       | 147       | 0       | 0       | 490     |
|              |     | 6.0%   | 661,941    | 50,715  | 66,444  | 111,311 | 121,065   | 85,050    | 106,817   | 22,050  | 0       | 25,935    | 0       | 0       | 72,555  |
| 曾 於 市        |     | 76.0%  | 47,167     | 3,709   | 3,291   | 3,468   | 4,115     | 5,298     | 4,440     | 3,720   | 3,232   | 5,050     | 3,562   | 3,282   | 4,000   |
|              |     | 81.6%  | 9,037,366  | 699,353 | 702,765 | 617,710 | 762,300   | 1,007,790 | 841,733   | 676,872 | 616,140 | 989,331   | 709,170 | 629,223 | 784,980 |
| 霧 島 市        |     | 1.3%   | 781        | 0       | 0       | 0       | 0         | 0         | 0         | 781     | 0       | 0         | 0       | 0       | 0       |
|              |     | 1.4%   | 153,510    | 0       | 0       | 0       | 0         | 0         | 0         | 153,510 | 0       | 0         | 0       | 0       | 0       |
| 鹿 児 島<br>県 内 |     | 4.4%   | 2,754      | 0       | 0       | 0       | 790       | 496       | 320       | 0       | 507     | 476       | 99      | 20      | 46      |
|              |     | 4.2%   | 466,179    | 0       | 0       | 0       | 136,868   | 77,112    | 60,438    | 0       | 65,457  | 95,235    | 19,940  | 4,200   | 6,930   |
| 熊 本          |     | 0.0%   | 0          | 0       | 0       | 0       | 0         | 0         | 0         | 0       | 0       | 0         | 0       | 0       | 0       |
|              |     | 0.0%   | 0          | 0       | 0       | 0       | 0         | 0         | 0         | 0       | 0       | 0         | 0       | 0       | 0       |
| 大 分          |     | 0.0%   | 0          | 0       | 0       | 0       | 0         | 0         | 0         | 0       | 0       | 0         | 0       | 0       | 0       |
|              |     | 0.0%   | 0          | 0       | 0       | 0       | 0         | 0         | 0         | 0       | 0       | 0         | 0       | 0       | 0       |
| 福 岡          |     | 0.0%   | 0          | 0       | 0       | 0       | 0         | 0         | 0         | 0       | 0       | 0         | 0       | 0       | 0       |
|              |     | 0.0%   | 0          | 0       | 0       | 0       | 0         | 0         | 0         | 0       | 0       | 0         | 0       | 0       | 0       |
| 佐 賀          |     | 0.0%   | 0          | 0       | 0       | 0       | 0         | 0         | 0         | 0       | 0       | 0         | 0       | 0       | 0       |
|              |     | 0.0%   | 0          | 0       | 0       | 0       | 0         | 0         | 0         | 0       | 0       | 0         | 0       | 0       | 0       |
| 長 崎          |     | 0.0%   | 0          | 0       | 0       | 0       | 0         | 0         | 0         | 0       | 0       | 0         | 0       | 0       | 0       |
|              |     | 0.0%   | 0          | 0       | 0       | 0       | 0         | 0         | 0         | 0       | 0       | 0         | 0       | 0       | 0       |
| 沖 縄          |     | 0.0%   | 0          | 0       | 0       | 0       | 0         | 0         | 0         | 0       | 0       | 0         | 0       | 0       | 0       |
|              |     | 0.0%   | 0          | 0       | 0       | 0       | 0         | 0         | 0         | 0       | 0       | 0         | 0       | 0       | 0       |
| そ の 他<br>県 外 |     | 7.7%   | 4,800      | 300     | 100     | 200     | 600       | 800       | 500       | 1,300   | 200     | 300       | 300     | 200     | 0       |
|              |     | 1.5%   | 163,695    | 12,600  | 525     | 3,360   | 18,900    | 15,960    | 13,650    | 48,300  | 6,300   | 7,350     | 22,050  | 14,700  | 0       |

上段:数量:本  
下段:金額:円

枝物

| 品目名       | 産地名 | 産地別割合  | 合計         | 4月      | 5月        | 6月      | 7月        | 8月        | 9月        | 10月       | 11月       | 12月        | 1月        | 2月        | 3月        |
|-----------|-----|--------|------------|---------|-----------|---------|-----------|-----------|-----------|-----------|-----------|------------|-----------|-----------|-----------|
| 合計        |     | 100.0% | 410,165    | 12,115  | 10,593    | 14,045  | 17,751    | 25,045    | 20,280    | 22,213    | 23,840    | 202,272    | 14,329    | 26,315    | 21,367    |
|           |     | 100.0% | 35,874,775 | 844,191 | 1,020,095 | 952,595 | 1,196,815 | 2,300,441 | 1,467,719 | 1,630,616 | 1,820,619 | 20,942,345 | 1,009,727 | 1,434,955 | 1,254,657 |
| 単価        |     |        | 87         | 70      | 96        | 68      | 67        | 92        | 72        | 73        | 76        | 104        | 70        | 55        | 59        |
| 前年<br>対比  |     | 99.0%  | 134.5%     | 133.3%  | 97.2%     | 77.7%   | 100.7%    | 90.4%     | 88.0%     | 108.4%    | 101.1%    | 87.5%      | 108.6%    | 85.8%     |           |
|           |     | 107.3% | 106.0%     | 132.2%  | 79.4%     | 59.5%   | 126.1%    | 88.3%     | 96.2%     | 151.3%    | 118.0%    | 73.8%      | 86.9%     | 84.4%     |           |
| 市内        |     | 3.9%   | 16,145     | 115     | 115       | 118     | 202       | 800       | 676       | 1,040     | 192       | 12,607     | 100       | 40        | 140       |
|           |     | 2.6%   | 922,190    | 7,665   | 8,820     | 13,598  | 19,593    | 69,825    | 14,742    | 35,364    | 8,758     | 722,783    | 13,545    | 1,365     | 6,132     |
| 三股町       |     | 0.4%   | 1,634      | 55      | 63        | 80      | 0         | 360       | 0         | 760       | 115       | 49         | 39        | 96        | 17        |
|           |     | 0.3%   | 92,022     | 840     | 4,179     | 814     | 0         | 14,175    | 0         | 60,333    | 5,828     | 2,394      | 698       | 2,646     | 116       |
| 西諸<br>県郡  |     | 1.1%   | 4,500      | 60      | 0         | 0       | 0         | 50        | 0         | 48        | 0         | 4,332      | 0         | 0         | 10        |
|           |     | 0.5%   | 193,326    | 7,875   | 0         | 0       | 0         | 12,600    | 0         | 6,426     | 0         | 164,850    | 0         | 0         | 1,575     |
| 県内        |     | 4.6%   | 18,949     | 0       | 400       | 950     | 0         | 2,439     | 120       | 0         | 343       | 8,897      | 0         | 5,800     | 0         |
|           |     | 3.4%   | 1,207,553  | 0       | 5,250     | 9,608   | 0         | 227,903   | 2,783     | 0         | 12,285    | 725,025    | 0         | 224,700   | 0         |
| 曾於市       |     | 6.4%   | 26,239     | 1,565   | 2,080     | 2,597   | 1,913     | 3,112     | 2,620     | 1,900     | 1,778     | 4,816      | 1,310     | 1,193     | 1,355     |
|           |     | 6.6%   | 2,373,298  | 127,544 | 173,303   | 123,538 | 169,019   | 341,345   | 219,933   | 149,016   | 142,758   | 586,604    | 124,772   | 115,763   | 99,707    |
| 霧島市       |     | -0.2%  | -659       | 0       | 0         | 0       | 0         | 0         | 0         | -779      | 0         | 120        | 0         | 0         | 0         |
|           |     | -0.3%  | -124,740   | 0       | 0         | 0       | 0         | 0         | 0         | -153,090  | 0         | 28,350     | 0         | 0         | 0         |
| 鹿児島<br>県内 |     | 2.3%   | 9,229      | 130     | 611       | 356     | 380       | 270       | 447       | 1,395     | 1,223     | 2,788      | 590       | 269       | 770       |
|           |     | 3.2%   | 1,146,470  | 15,750  | 51,618    | 28,245  | 42,945    | 44,730    | 70,193    | 212,363   | 153,195   | 352,082    | 58,748    | 32,393    | 84,210    |
| 熊本        |     | 15.0%  | 61,441     | 1,011   | 2,104     | 1,722   | 6,145     | 4,177     | 5,300     | 6,930     | 5,945     | 15,348     | 3,285     | 5,519     | 3,955     |
|           |     | 14.4%  | 5,176,478  | 117,810 | 283,290   | 161,627 | 324,608   | 435,261   | 340,541   | 422,599   | 417,449   | 1,912,265  | 220,185   | 242,708   | 298,137   |
| 大分        |     | 0.0%   | 0          | 0       | 0         | 0       | 0         | 0         | 0         | 0         | 0         | 0          | 0         | 0         | 0         |
|           |     | 0.0%   | 0          | 0       | 0         | 0       | 0         | 0         | 0         | 0         | 0         | 0          | 0         | 0         | 0         |
| 福岡        |     | 19.9%  | 81,700     | 3,818   | 2,019     | 3,765   | 5,362     | 6,435     | 5,547     | 6,104     | 6,422     | 19,095     | 4,355     | 7,953     | 10,825    |
|           |     | 18.0%  | 6,440,742  | 187,499 | 188,501   | 232,785 | 294,788   | 456,383   | 365,925   | 472,458   | 480,585   | 2,398,961  | 358,943   | 526,286   | 477,629   |
| 佐賀        |     | 0.0%   | 60         | 0       | 0         | 60      | 0         | 0         | 0         | 0         | 0         | 0          | 0         | 0         | 0         |
|           |     | 0.0%   | 2,520      | 0       | 0         | 2,520   | 0         | 0         | 0         | 0         | 0         | 0          | 0         | 0         | 0         |
| 長崎        |     | 0.0%   | 0          | 0       | 0         | 0       | 0         | 0         | 0         | 0         | 0         | 0          | 0         | 0         | 0         |
|           |     | 0.0%   | 0          | 0       | 0         | 0       | 0         | 0         | 0         | 0         | 0         | 0          | 0         | 0         | 0         |
| 沖縄        |     | 0.0%   | 0          | 0       | 0         | 0       | 0         | 0         | 0         | 0         | 0         | 0          | 0         | 0         | 0         |
|           |     | 0.0%   | 0          | 0       | 0         | 0       | 0         | 0         | 0         | 0         | 0         | 0          | 0         | 0         | 0         |
| その他<br>県外 |     | 46.5%  | 190,927    | 5,361   | 3,201     | 4,397   | 3,749     | 7,402     | 5,570     | 4,815     | 7,822     | 134,220    | 4,650     | 5,445     | 4,295     |
|           |     | 51.4%  | 18,444,916 | 379,209 | 305,134   | 379,862 | 345,864   | 698,221   | 453,603   | 425,148   | 599,762   | 14,049,030 | 232,838   | 289,095   | 287,151   |

その他枝物



上段:数量:本  
下段:金額:円

鉢物

| 品目名       | 産地名 | 産地別割合  | 合計          | 4月         | 5月         | 6月         | 7月        | 8月         | 9月         | 10月        | 11月        | 12月        | 1月         | 2月         | 3月         |
|-----------|-----|--------|-------------|------------|------------|------------|-----------|------------|------------|------------|------------|------------|------------|------------|------------|
| 合計        |     | 100.0% | 417,665     | 38,257     | 68,338     | 28,640     | 20,285    | 20,453     | 27,548     | 30,117     | 49,438     | 35,684     | 22,715     | 30,699     | 45,491     |
|           |     | 100.0% | 213,978,331 | 17,035,365 | 33,945,480 | 12,621,656 | 9,805,487 | 13,752,431 | 12,988,632 | 13,432,215 | 26,192,551 | 25,815,645 | 11,055,471 | 13,795,968 | 23,537,429 |
| 単価        |     |        | 512         | 445        | 497        | 441        | 483       | 672        | 471        | 446        | 530        | 723        | 487        | 449        | 517        |
| 前年<br>対比  |     |        | 101.6%      | 71.2%      | 139.0%     | 85.4%      | 80.0%     | 168.3%     | 90.9%      | 101.4%     | 132.9%     | 79.4%      | 137.6%     | 119.4%     | 86.2%      |
|           |     |        | 109.4%      | 77.5%      | 158.9%     | 94.3%      | 87.7%     | 158.7%     | 87.8%      | 104.0%     | 162.9%     | 86.7%      | 140.9%     | 126.3%     | 88.3%      |
| 市内        |     | 1.4%   | 5,971       | 408        | 1,006      | 543        | 446       | 288        | 534        | 240        | 142        | 164        | 547        | 816        | 837        |
|           |     | 0.7%   | 1,435,585   | 125,475    | 280,329    | 191,048    | 86,940    | 62,864     | 95,487     | 31,101     | 33,894     | 48,512     | 90,993     | 129,026    | 259,917    |
| 三股町       |     | 0.0%   | 20          | 0          | 0          | 0          | 0         | 0          | 0          | 0          | 0          | 0          | 20         | 0          | 0          |
|           |     | 0.0%   | 5,250       | 0          | 0          | 0          | 0         | 0          | 0          | 0          | 0          | 0          | 5,250      | 0          | 0          |
| 西諸<br>県郡  |     | 4.9%   | 20,597      | 1,628      | 9,102      | 991        | 401       | 366        | 713        | 1,826      | 1,758      | 953        | 1,037      | 871        | 951        |
|           |     | 2.8%   | 6,075,309   | 350,551    | 3,470,427  | 255,276    | 107,105   | 55,560     | 161,611    | 351,425    | 484,722    | 252,084    | 136,865    | 228,575    | 221,109    |
| 県内        |     | 13.0%  | 54,371      | 5,603      | 10,425     | 3,722      | 2,724     | 2,439      | 2,533      | 2,620      | 7,135      | 2,968      | 3,403      | 4,393      | 6,406      |
|           |     | 17.9%  | 38,211,163  | 3,201,177  | 5,145,412  | 2,006,173  | 2,439,743 | 3,557,541  | 1,904,464  | 2,063,219  | 5,173,980  | 3,347,747  | 2,347,242  | 2,778,179  | 4,246,287  |
| 曾於市       |     | 0.2%   | 940         | 33         | 408        | 0          | 0         | 98         | 61         | 16         | 75         | 124        | 17         | 96         | 12         |
|           |     | 0.2%   | 465,833     | 11,025     | 126,095    | 0          | 0         | 33,338     | 25,305     | 3,780      | 75,453     | 152,177    | 7,560      | 22,806     | 8,295      |
| 霧島市       |     | 0.6%   | 2,487       | 277        | 532        | 526        | 376       | 316        | 192        | 104        | 38         | 0          | 0          | 0          | 126        |
|           |     | 0.4%   | 754,215     | 78,782     | 187,635    | 194,093    | 100,233   | 87,276     | 50,274     | 21,273     | 9,240      | 0          | 0          | 0          | 25,410     |
| 鹿児島<br>県内 |     | 8.5%   | 35,495      | 3,253      | 5,152      | 3,555      | 2,492     | 2,458      | 1,722      | 1,025      | 2,104      | 3,217      | 1,335      | 2,725      | 6,457      |
|           |     | 12.0%  | 25,732,597  | 2,118,104  | 3,802,155  | 2,842,270  | 1,383,159 | 2,297,602  | 1,718,714  | 962,393    | 1,240,055  | 1,970,714  | 1,305,497  | 1,918,634  | 4,173,302  |
| 熊本        |     | 8.4%   | 35,206      | 3,026      | 6,365      | 1,270      | 615       | 1,987      | 2,070      | 3,465      | 4,894      | 3,410      | 1,360      | 2,262      | 4,482      |
|           |     | 16.3%  | 34,954,099  | 2,641,695  | 6,899,981  | 1,772,400  | 1,083,936 | 2,417,237  | 2,036,260  | 2,605,940  | 4,034,625  | 4,523,169  | 1,592,635  | 1,702,754  | 3,643,469  |
| 大分        |     | 2.2%   | 9,100       | 577        | 1,605      | 727        | 399       | 138        | 764        | 952        | 1,083      | 339        | 610        | 863        | 1,043      |
|           |     | 1.6%   | 3,387,305   | 179,246    | 930,405    | 137,004    | 94,038    | 19,719     | 194,702    | 289,065    | 485,016    | 133,980    | 198,303    | 396,375    | 329,453    |
| 福岡        |     | 25.0%  | 104,560     | 9,491      | 13,463     | 8,896      | 6,171     | 6,321      | 5,696      | 6,746      | 12,830     | 10,986     | 5,673      | 7,812      | 10,475     |
|           |     | 21.3%  | 45,569,547  | 3,584,532  | 4,584,664  | 2,517,513  | 2,142,802 | 2,317,467  | 1,968,862  | 2,207,011  | 6,476,201  | 9,860,663  | 2,469,167  | 2,711,136  | 4,729,530  |
| 佐賀        |     | 13.7%  | 57,196      | 5,470      | 7,682      | 3,217      | 3,528     | 2,733      | 3,720      | 5,331      | 9,602      | 6,453      | 2,643      | 2,861      | 3,956      |
|           |     | 11.6%  | 24,739,306  | 1,878,057  | 3,226,514  | 1,111,602  | 1,155,727 | 1,736,601  | 1,219,641  | 1,883,057  | 4,861,204  | 3,487,229  | 1,063,453  | 1,104,287  | 2,011,934  |
| 長崎        |     | 0.0%   | 0           | 0          | 0          | 0          | 0         | 0          | 0          | 0          | 0          | 0          | 0          | 0          | 0          |
|           |     | 0.0%   | 0           | 0          | 0          | 0          | 0         | 0          | 0          | 0          | 0          | 0          | 0          | 0          | 0          |
| 沖縄        |     | 0.0%   | 51          | 0          | 0          | 0          | 0         | 0          | 0          | 29         | 0          | 0          | 0          | 22         | 0          |
|           |     | 0.0%   | 67,555      | 0          | 0          | 0          | 0         | 0          | 0          | 61,005     | 0          | 0          | 0          | 6,354      | 196        |
| その他<br>県外 |     | 21.9%  | 91,671      | 8,491      | 12,598     | 5,193      | 3,133     | 3,309      | 9,543      | 7,763      | 9,777      | 7,070      | 6,070      | 7,978      | 10,746     |
|           |     | 15.2%  | 32,580,567  | 2,866,722  | 5,291,865  | 1,594,278  | 1,211,804 | 1,167,228  | 3,613,314  | 2,952,947  | 3,318,162  | 2,039,372  | 1,838,506  | 2,797,844  | 3,888,527  |

鉢物合計

上段:数量:本  
下段:金額:円

鉢物

| 品目名       | 産地名 | 産地別割合  | 合計      | 4月     | 5月    | 6月   | 7月   | 8月     | 9月     | 10月    | 11月    | 12月  | 1月     | 2月     | 3月      |
|-----------|-----|--------|---------|--------|-------|------|------|--------|--------|--------|--------|------|--------|--------|---------|
| 合計        |     | 100.0% | 2,664   | 360    | 16    | 0    | 0    | 144    | 230    | 338    | 492    | 0    | 24     | 327    | 733     |
|           |     | 100.0% | 540,056 | 86,919 | 2,856 | 0    | 0    | 28,413 | 49,203 | 64,460 | 91,964 | 0    | 2,520  | 42,802 | 170,919 |
| 単価        |     |        | 203     | 241    | 179   | 0    | 0    | 197    | 214    | 191    | 187    | 0    | 105    | 131    | 233     |
| 前年<br>対比  |     |        | 121.9%  | 0.0%   | 0.0%  | 0.0% | 0.0% | 0.0%   | 95.8%  | 153.6% | 160.8% | 0.0% | 300.0% | 185.8% | 149.0%  |
|           |     |        | 145.3%  | 0.0%   | 0.0%  | 0.0% | 0.0% | 0.0%   | 140.5% | 118.5% | 144.7% | 0.0% | 75.0%  | 213.2% | 182.2%  |
| 市内        |     | 0.0%   | 0       | 0      | 0     | 0    | 0    | 0      | 0      | 0      | 0      | 0    | 0      | 0      | 0       |
|           |     | 0.0%   | 0       | 0      | 0     | 0    | 0    | 0      | 0      | 0      | 0      | 0    | 0      | 0      | 0       |
| 三股町       |     | 0.0%   | 0       | 0      | 0     | 0    | 0    | 0      | 0      | 0      | 0      | 0    | 0      | 0      | 0       |
|           |     | 0.0%   | 0       | 0      | 0     | 0    | 0    | 0      | 0      | 0      | 0      | 0    | 0      | 0      | 0       |
| 西諸<br>県郡  |     | 0.0%   | 0       | 0      | 0     | 0    | 0    | 0      | 0      | 0      | 0      | 0    | 0      | 0      | 0       |
|           |     | 0.0%   | 0       | 0      | 0     | 0    | 0    | 0      | 0      | 0      | 0      | 0    | 0      | 0      | 0       |
| 県内        |     | 0.0%   | 0       | 0      | 0     | 0    | 0    | 0      | 0      | 0      | 0      | 0    | 0      | 0      | 0       |
|           |     | 0.0%   | 0       | 0      | 0     | 0    | 0    | 0      | 0      | 0      | 0      | 0    | 0      | 0      | 0       |
| 曾於市       |     | 0.0%   | 0       | 0      | 0     | 0    | 0    | 0      | 0      | 0      | 0      | 0    | 0      | 0      | 0       |
|           |     | 0.0%   | 0       | 0      | 0     | 0    | 0    | 0      | 0      | 0      | 0      | 0    | 0      | 0      | 0       |
| 霧島市       |     | 0.0%   | 0       | 0      | 0     | 0    | 0    | 0      | 0      | 0      | 0      | 0    | 0      | 0      | 0       |
|           |     | 0.0%   | 0       | 0      | 0     | 0    | 0    | 0      | 0      | 0      | 0      | 0    | 0      | 0      | 0       |
| 鹿児島<br>県内 |     | 0.0%   | 0       | 0      | 0     | 0    | 0    | 0      | 0      | 0      | 0      | 0    | 0      | 0      | 0       |
|           |     | 0.0%   | 0       | 0      | 0     | 0    | 0    | 0      | 0      | 0      | 0      | 0    | 0      | 0      | 0       |
| 熊本        |     | 0.0%   | 0       | 0      | 0     | 0    | 0    | 0      | 0      | 0      | 0      | 0    | 0      | 0      | 0       |
|           |     | 0.0%   | 0       | 0      | 0     | 0    | 0    | 0      | 0      | 0      | 0      | 0    | 0      | 0      | 0       |
| 大分        |     | 0.0%   | 0       | 0      | 0     | 0    | 0    | 0      | 0      | 0      | 0      | 0    | 0      | 0      | 0       |
|           |     | 0.0%   | 0       | 0      | 0     | 0    | 0    | 0      | 0      | 0      | 0      | 0    | 0      | 0      | 0       |
| 福岡        |     | 100.0% | 2,664   | 360    | 16    | 0    | 0    | 144    | 230    | 338    | 492    | 0    | 24     | 327    | 733     |
|           |     | 100.0% | 540,056 | 86,919 | 2,856 | 0    | 0    | 28,413 | 49,203 | 64,460 | 91,964 | 0    | 2,520  | 42,802 | 170,919 |
| 佐賀        |     | 0.0%   | 0       | 0      | 0     | 0    | 0    | 0      | 0      | 0      | 0      | 0    | 0      | 0      | 0       |
|           |     | 0.0%   | 0       | 0      | 0     | 0    | 0    | 0      | 0      | 0      | 0      | 0    | 0      | 0      | 0       |
| 長崎        |     | 0.0%   | 0       | 0      | 0     | 0    | 0    | 0      | 0      | 0      | 0      | 0    | 0      | 0      | 0       |
|           |     | 0.0%   | 0       | 0      | 0     | 0    | 0    | 0      | 0      | 0      | 0      | 0    | 0      | 0      | 0       |
| 沖縄        |     | 0.0%   | 0       | 0      | 0     | 0    | 0    | 0      | 0      | 0      | 0      | 0    | 0      | 0      | 0       |
|           |     | 0.0%   | 0       | 0      | 0     | 0    | 0    | 0      | 0      | 0      | 0      | 0    | 0      | 0      | 0       |
| その他<br>県外 |     | 0.0%   | 0       | 0      | 0     | 0    | 0    | 0      | 0      | 0      | 0      | 0    | 0      | 0      | 0       |
|           |     | 0.0%   | 0       | 0      | 0     | 0    | 0    | 0      | 0      | 0      | 0      | 0    | 0      | 0      | 0       |

アザレア

上段:数量:本  
下段:金額:円

鉢物

| 品目名       | 産地名 | 産地別割合  | 合計        | 4月     | 5月   | 6月   | 7月   | 8月   | 9月   | 10月  | 11月    | 12月    | 1月      | 2月      | 3月      |
|-----------|-----|--------|-----------|--------|------|------|------|------|------|------|--------|--------|---------|---------|---------|
| 合計        |     | 100.0% | 6,800     | 120    | 0    | 0    | 0    | 0    | 0    | 0    | 78     | 212    | 865     | 2,817   | 2,708   |
|           |     | 100.0% | 1,868,453 | 28,035 | 0    | 0    | 0    | 0    | 0    | 0    | 26,649 | 56,910 | 251,032 | 753,423 | 752,404 |
| 単価        |     |        | 275       | 234    | 0    | 0    | 0    | 0    | 0    | 0    | 342    | 268    | 290     | 267     | 278     |
| 前年<br>対比  |     |        | 109.7%    | 38.7%  | 0.0% | 0.0% | 0.0% | 0.0% | 0.0% | 0.0% | 118.2% | 64.6%  | 300.3%  | 205.2%  | 70.6%   |
|           |     |        | 110.7%    | 108.0% | 0.0% | 0.0% | 0.0% | 0.0% | 0.0% | 0.0% | 298.9% | 43.8%  | 362.2%  | 253.3%  | 65.1%   |
| 市内        |     | 2.6%   | 176       | 0      | 0    | 0    | 0    | 0    | 0    | 0    | 0      | 0      | 132     | 44      | 0       |
|           |     | 2.5%   | 46,074    | 0      | 0    | 0    | 0    | 0    | 0    | 0    | 0      | 0      | 29,610  | 16,464  | 0       |
| 三股町       |     | 0.0%   | 0         | 0      | 0    | 0    | 0    | 0    | 0    | 0    | 0      | 0      | 0       | 0       | 0       |
|           |     | 0.0%   | 0         | 0      | 0    | 0    | 0    | 0    | 0    | 0    | 0      | 0      | 0       | 0       | 0       |
| 西諸<br>県郡  |     | 11.9%  | 811       | 0      | 0    | 0    | 0    | 0    | 0    | 0    | 0      | 0      | 90      | 411     | 310     |
|           |     | 12.1%  | 225,467   | 0      | 0    | 0    | 0    | 0    | 0    | 0    | 0      | 0      | 22,491  | 103,425 | 99,551  |
| 県内        |     | 10.2%  | 696       | 0      | 0    | 0    | 0    | 0    | 0    | 0    | 0      | 0      | 400     | 256     | 40      |
|           |     | 8.0%   | 150,083   | 0      | 0    | 0    | 0    | 0    | 0    | 0    | 0      | 0      | 92,627  | 51,156  | 6,300   |
| 曾於市       |     | 0.0%   | 0         | 0      | 0    | 0    | 0    | 0    | 0    | 0    | 0      | 0      | 0       | 0       | 0       |
|           |     | 0.0%   | 0         | 0      | 0    | 0    | 0    | 0    | 0    | 0    | 0      | 0      | 0       | 0       | 0       |
| 霧島市       |     | 0.0%   | 0         | 0      | 0    | 0    | 0    | 0    | 0    | 0    | 0      | 0      | 0       | 0       | 0       |
|           |     | 0.0%   | 0         | 0      | 0    | 0    | 0    | 0    | 0    | 0    | 0      | 0      | 0       | 0       | 0       |
| 鹿児島<br>県内 |     | 1.8%   | 120       | 0      | 0    | 0    | 0    | 0    | 0    | 0    | 0      | 0      | 0       | 0       | 120     |
|           |     | 1.9%   | 35,595    | 0      | 0    | 0    | 0    | 0    | 0    | 0    | 0      | 0      | 0       | 0       | 35,595  |
| 熊本        |     | 30.9%  | 2,103     | 0      | 0    | 0    | 0    | 0    | 0    | 0    | 0      | 0      | 0       | 929     | 1,174   |
|           |     | 29.0%  | 542,000   | 0      | 0    | 0    | 0    | 0    | 0    | 0    | 0      | 0      | 0       | 199,931 | 342,069 |
| 大分        |     | 17.5%  | 1,190     | 60     | 0    | 0    | 0    | 0    | 0    | 0    | 0      | 0      | 0       | 424     | 706     |
|           |     | 15.7%  | 293,008   | 19,530 | 0    | 0    | 0    | 0    | 0    | 0    | 0      | 0      | 0       | 100,170 | 173,308 |
| 福岡        |     | 4.9%   | 331       | 0      | 0    | 0    | 0    | 0    | 0    | 0    | 60     | 6      | 27      | 238     | 0       |
|           |     | 4.8%   | 89,597    | 0      | 0    | 0    | 0    | 0    | 0    | 0    | 16,254 | 2,520  | 12,968  | 57,855  | 0       |
| 佐賀        |     | 2.7%   | 184       | 0      | 0    | 0    | 0    | 0    | 0    | 0    | 18     | 30     | 14      | 47      | 75      |
|           |     | 3.0%   | 56,443    | 0      | 0    | 0    | 0    | 0    | 0    | 0    | 10,395 | 15,750 | 3,234   | 8,033   | 19,031  |
| 長崎        |     | 0.0%   | 0         | 0      | 0    | 0    | 0    | 0    | 0    | 0    | 0      | 0      | 0       | 0       | 0       |
|           |     | 0.0%   | 0         | 0      | 0    | 0    | 0    | 0    | 0    | 0    | 0      | 0      | 0       | 0       | 0       |
| 沖縄        |     | 0.0%   | 0         | 0      | 0    | 0    | 0    | 0    | 0    | 0    | 0      | 0      | 0       | 0       | 0       |
|           |     | 0.0%   | 0         | 0      | 0    | 0    | 0    | 0    | 0    | 0    | 0      | 0      | 0       | 0       | 0       |
| その他<br>県外 |     | 17.5%  | 1,189     | 60     | 0    | 0    | 0    | 0    | 0    | 0    | 0      | 176    | 202     | 468     | 283     |
|           |     | 23.0%  | 430,188   | 8,505  | 0    | 0    | 0    | 0    | 0    | 0    | 0      | 38,640 | 90,103  | 216,390 | 76,550  |

サイネリア

上段:数量:本  
下段:金額:円

鉢物

| 品目名       | 産地名       | 産地別割合     | 合計         | 4月 | 5月   | 6月   | 7月   | 8月   | 9月   | 10月     | 11月       | 12月       | 1月        | 2月      | 3月    |      |
|-----------|-----------|-----------|------------|----|------|------|------|------|------|---------|-----------|-----------|-----------|---------|-------|------|
| シクラメン     | 合計        | 100.0%    | 26,416     | 0  | 0    | 0    | 0    | 0    | 0    | 2,632   | 10,833    | 12,485    | 411       | 55      | 0     |      |
|           |           | 100.0%    | 14,950,969 | 0  | 0    | 0    | 0    | 0    | 0    | 0       | 553,791   | 5,752,094 | 8,423,371 | 217,093 | 4,620 | 0    |
|           | 単価        |           | 566        | 0  | 0    | 0    | 0    | 0    | 0    | 210     | 531       | 675       | 528       | 84      | 0     |      |
|           | 前年<br>対比  |           | 97.2%      |    | 0.0% | 0.0% | 0.0% | 0.0% | 0.0% | 0.0%    | 71.7%     | 115.4%    | 94.9%     | 59.4%   | 0.0%  | 0.0% |
|           |           |           | 111.7%     |    | 0.0% | 0.0% | 0.0% | 0.0% | 0.0% | 0.0%    | 48.3%     | 154.2%    | 101.7%    | 113.9%  | 0.0%  | 0.0% |
|           | 市内        | 0.0%      | 0          | 0  | 0    | 0    | 0    | 0    | 0    | 0       | 0         | 0         | 0         | 0       | 0     | 0    |
|           |           | 0.0%      | 0          | 0  | 0    | 0    | 0    | 0    | 0    | 0       | 0         | 0         | 0         | 0       | 0     | 0    |
|           | 三股町       | 0.0%      | 0          | 0  | 0    | 0    | 0    | 0    | 0    | 0       | 0         | 0         | 0         | 0       | 0     | 0    |
|           |           | 0.0%      | 0          | 0  | 0    | 0    | 0    | 0    | 0    | 0       | 0         | 0         | 0         | 0       | 0     | 0    |
|           | 西諸<br>県郡  | 0.2%      | 55         | 0  | 0    | 0    | 0    | 0    | 0    | 0       | 0         | 0         | 0         | 0       | 55    | 0    |
|           |           | 0.0%      | 4,620      | 0  | 0    | 0    | 0    | 0    | 0    | 0       | 0         | 0         | 0         | 0       | 4,620 | 0    |
|           | 県内        | 0.2%      | 48         | 0  | 0    | 0    | 0    | 0    | 0    | 0       | 0         | 0         | 48        | 0       | 0     | 0    |
|           |           | 0.1%      | 17,934     | 0  | 0    | 0    | 0    | 0    | 0    | 0       | 0         | 0         | 17,934    | 0       | 0     | 0    |
|           | 曾於市       | 0.0%      | 0          | 0  | 0    | 0    | 0    | 0    | 0    | 0       | 0         | 0         | 0         | 0       | 0     | 0    |
|           |           | 0.0%      | 0          | 0  | 0    | 0    | 0    | 0    | 0    | 0       | 0         | 0         | 0         | 0       | 0     | 0    |
|           | 霧島市       | 0.0%      | 0          | 0  | 0    | 0    | 0    | 0    | 0    | 0       | 0         | 0         | 0         | 0       | 0     | 0    |
|           |           | 0.0%      | 0          | 0  | 0    | 0    | 0    | 0    | 0    | 0       | 0         | 0         | 0         | 0       | 0     | 0    |
|           | 鹿児島<br>県内 | 12.7%     | 3,366      | 0  | 0    | 0    | 0    | 0    | 0    | 0       | 0         | 1,091     | 2,219     | 56      | 0     | 0    |
|           |           | 11.5%     | 1,716,635  | 0  | 0    | 0    | 0    | 0    | 0    | 0       | 0         | 456,666   | 1,243,746 | 16,223  | 0     | 0    |
|           | 熊本        | 14.1%     | 3,730      | 0  | 0    | 0    | 0    | 0    | 0    | 0       | 530       | 2,491     | 709       | 0       | 0     | 0    |
| 11.4%     |           | 1,707,494 | 0          | 0  | 0    | 0    | 0    | 0    | 0    | 181,230 | 1,202,129 | 324,135   | 0         | 0       | 0     |      |
| 大分        | 3.6%      | 951       | 0          | 0  | 0    | 0    | 0    | 0    | 0    | 260     | 501       | 174       | 16        | 0       | 0     |      |
|           | 2.9%      | 430,101   | 0          | 0  | 0    | 0    | 0    | 0    | 0    | 46,053  | 273,798   | 108,570   | 1,680     | 0       | 0     |      |
| 福岡        | 26.3%     | 6,950     | 0          | 0  | 0    | 0    | 0    | 0    | 0    | 24      | 2,549     | 4,347     | 30        | 0       | 0     |      |
|           | 39.2%     | 5,854,115 | 0          | 0  | 0    | 0    | 0    | 0    | 0    | 20,412  | 1,653,414 | 4,165,169 | 15,120    | 0       | 0     |      |
| 佐賀        | 39.2%     | 10,348    | 0          | 0  | 0    | 0    | 0    | 0    | 0    | 1,718   | 3,813     | 4,508     | 309       | 0       | 0     |      |
|           | 33.8%     | 5,059,840 | 0          | 0  | 0    | 0    | 0    | 0    | 0    | 296,646 | 2,071,377 | 2,507,747 | 184,070   | 0       | 0     |      |
| 長崎        | 0.0%      | 0         | 0          | 0  | 0    | 0    | 0    | 0    | 0    | 0       | 0         | 0         | 0         | 0       | 0     |      |
|           | 0.0%      | 0         | 0          | 0  | 0    | 0    | 0    | 0    | 0    | 0       | 0         | 0         | 0         | 0       | 0     |      |
| 沖縄        | 0.0%      | 0         | 0          | 0  | 0    | 0    | 0    | 0    | 0    | 0       | 0         | 0         | 0         | 0       | 0     |      |
|           | 0.0%      | 0         | 0          | 0  | 0    | 0    | 0    | 0    | 0    | 0       | 0         | 0         | 0         | 0       | 0     |      |
| その他<br>県外 | 3.7%      | 968       | 0          | 0  | 0    | 0    | 0    | 0    | 0    | 100     | 388       | 480       | 0         | 0       | 0     |      |
|           | 1.1%      | 160,230   | 0          | 0  | 0    | 0    | 0    | 0    | 0    | 9,450   | 94,710    | 56,070    | 0         | 0       | 0     |      |

上段:数量:本  
下段:金額:円

鉢物

| 品目名       | 産地名 | 産地別割合  | 合計        | 4月     | 5月    | 6月   | 7月   | 8月     | 9月      | 10月       | 11月       | 12月     | 1月   | 2月   | 3月    |
|-----------|-----|--------|-----------|--------|-------|------|------|--------|---------|-----------|-----------|---------|------|------|-------|
| 合計        |     | 100.0% | 7,726     | 121    | 22    | 0    | 0    | 175    | 1,742   | 1,710     | 2,726     | 1,208   | 0    | 0    | 22    |
|           |     | 100.0% | 3,909,959 | 32,109 | 6,006 | 0    | 0    | 98,438 | 994,875 | 1,010,457 | 1,254,608 | 507,460 | 0    | 0    | 6,006 |
| 単価        |     |        | 506       | 265    | 273   | 0    | 0    | 563    | 571     | 591       | 460       | 420     | 0    | 0    | 273   |
| 前年<br>対比  |     |        | 108.2%    | 122.2% | 0.0%  | 0.0% | 0.0% | 70.3%  | 90.0%   | 133.6%    | 139.4%    | 84.1%   | 0.0% | 0.0% | 33.3% |
|           |     |        | 107.6%    | 133.7% | 0.0%  | 0.0% | 0.0% | 75.3%  | 96.7%   | 109.8%    | 164.6%    | 69.5%   | 0.0% | 0.0% | 31.7% |
| 市内        |     | 2.3%   | 175       | 0      | 0     | 0    | 0    | 175    | 0       | 0         | 0         | 0       | 0    | 0    | 0     |
|           |     | 2.5%   | 98,438    | 0      | 0     | 0    | 0    | 98,438 | 0       | 0         | 0         | 0       | 0    | 0    | 0     |
| 三股町       |     | 0.0%   | 0         | 0      | 0     | 0    | 0    | 0      | 0       | 0         | 0         | 0       | 0    | 0    | 0     |
|           |     | 0.0%   | 0         | 0      | 0     | 0    | 0    | 0      | 0       | 0         | 0         | 0       | 0    | 0    | 0     |
| 西諸<br>県郡  |     | 0.0%   | 0         | 0      | 0     | 0    | 0    | 0      | 0       | 0         | 0         | 0       | 0    | 0    | 0     |
|           |     | 0.0%   | 0         | 0      | 0     | 0    | 0    | 0      | 0       | 0         | 0         | 0       | 0    | 0    | 0     |
| 県内        |     | 0.0%   | 0         | 0      | 0     | 0    | 0    | 0      | 0       | 0         | 0         | 0       | 0    | 0    | 0     |
|           |     | 0.0%   | 0         | 0      | 0     | 0    | 0    | 0      | 0       | 0         | 0         | 0       | 0    | 0    | 0     |
| 曾於市       |     | 0.0%   | 0         | 0      | 0     | 0    | 0    | 0      | 0       | 0         | 0         | 0       | 0    | 0    | 0     |
|           |     | 0.0%   | 0         | 0      | 0     | 0    | 0    | 0      | 0       | 0         | 0         | 0       | 0    | 0    | 0     |
| 霧島市       |     | 0.0%   | 0         | 0      | 0     | 0    | 0    | 0      | 0       | 0         | 0         | 0       | 0    | 0    | 0     |
|           |     | 0.0%   | 0         | 0      | 0     | 0    | 0    | 0      | 0       | 0         | 0         | 0       | 0    | 0    | 0     |
| 鹿児島<br>県内 |     | 0.0%   | 0         | 0      | 0     | 0    | 0    | 0      | 0       | 0         | 0         | 0       | 0    | 0    | 0     |
|           |     | 0.0%   | 0         | 0      | 0     | 0    | 0    | 0      | 0       | 0         | 0         | 0       | 0    | 0    | 0     |
| 熊本        |     | 0.0%   | 0         | 0      | 0     | 0    | 0    | 0      | 0       | 0         | 0         | 0       | 0    | 0    | 0     |
|           |     | 0.0%   | 0         | 0      | 0     | 0    | 0    | 0      | 0       | 0         | 0         | 0       | 0    | 0    | 0     |
| 大分        |     | 0.0%   | 0         | 0      | 0     | 0    | 0    | 0      | 0       | 0         | 0         | 0       | 0    | 0    | 0     |
|           |     | 0.0%   | 0         | 0      | 0     | 0    | 0    | 0      | 0       | 0         | 0         | 0       | 0    | 0    | 0     |
| 福岡        |     | 11.6%  | 900       | 121    | 22    | 0    | 0    | 0      | 2       | 193       | 522       | 18      | 0    | 0    | 22    |
|           |     | 8.3%   | 323,804   | 32,109 | 6,006 | 0    | 0    | 0      | 3,150   | 64,355    | 198,319   | 13,860  | 0    | 0    | 6,006 |
| 佐賀        |     | 0.0%   | 0         | 0      | 0     | 0    | 0    | 0      | 0       | 0         | 0         | 0       | 0    | 0    | 0     |
|           |     | 0.0%   | 0         | 0      | 0     | 0    | 0    | 0      | 0       | 0         | 0         | 0       | 0    | 0    | 0     |
| 長崎        |     | 0.0%   | 0         | 0      | 0     | 0    | 0    | 0      | 0       | 0         | 0         | 0       | 0    | 0    | 0     |
|           |     | 0.0%   | 0         | 0      | 0     | 0    | 0    | 0      | 0       | 0         | 0         | 0       | 0    | 0    | 0     |
| 沖縄        |     | 0.0%   | 0         | 0      | 0     | 0    | 0    | 0      | 0       | 0         | 0         | 0       | 0    | 0    | 0     |
|           |     | 0.0%   | 0         | 0      | 0     | 0    | 0    | 0      | 0       | 0         | 0         | 0       | 0    | 0    | 0     |
| その他<br>県外 |     | 86.1%  | 6,651     | 0      | 0     | 0    | 0    | 0      | 1,740   | 1,517     | 2,204     | 1,190   | 0    | 0    | 0     |
|           |     | 89.2%  | 3,487,717 | 0      | 0     | 0    | 0    | 0      | 991,725 | 946,103   | 1,056,290 | 493,600 | 0    | 0    | 0     |

鉢物

上段:数量:本  
下段:金額:円

| 品目名       | 産地名 | 産地別割合  | 合計         | 4月   | 5月   | 6月   | 7月   | 8月   | 9月    | 10月    | 11月       | 12月       | 1月        | 2月      | 3月      |
|-----------|-----|--------|------------|------|------|------|------|------|-------|--------|-----------|-----------|-----------|---------|---------|
| 合計        |     | 100.7% | 5,487      | 0    | 0    | 0    | 0    | 0    | 3     | 42     | 1,261     | 2,443     | 877       | 529     | 332     |
|           |     | 100.0% | 10,733,373 | 0    | 0    | 0    | 0    | 0    | 3,150 | 75,495 | 2,236,175 | 5,906,996 | 1,434,300 | 725,771 | 351,488 |
| 単価        |     |        | 1,956      | 0    | 0    | 0    | 0    | 0    | 1,050 | 1,798  | 1,773     | 2,418     | 1,635     | 1,372   | 1,059   |
| 前年<br>対比  |     | 102.4% |            | 0.0% | 0.0% | 0.0% | 0.0% | 0.0% | 0.0%  | 210.0% | 190.2%    | 97.3%     | 88.1%     | 73.1%   | 123.0%  |
|           |     | 100.6% |            | 0.0% | 0.0% | 0.0% | 0.0% | 0.0% | 0.0%  | 241.3% | 183.6%    | 92.8%     | 111.3%    | 64.3%   | 71.3%   |
| 市内        |     | 0.0%   | 0          | 0    | 0    | 0    | 0    | 0    | 0     | 0      | 0         | 0         | 0         | 0       | 0       |
|           |     | 0.0%   | 0          | 0    | 0    | 0    | 0    | 0    | 0     | 0      | 0         | 0         | 0         | 0       | 0       |
| 三股町       |     | 0.0%   | 0          | 0    | 0    | 0    | 0    | 0    | 0     | 0      | 0         | 0         | 0         | 0       | 0       |
|           |     | 0.0%   | 0          | 0    | 0    | 0    | 0    | 0    | 0     | 0      | 0         | 0         | 0         | 0       | 0       |
| 西諸<br>県郡  |     | 0.0%   | 0          | 0    | 0    | 0    | 0    | 0    | 0     | 0      | 0         | 0         | 0         | 0       | 0       |
|           |     | 0.0%   | 0          | 0    | 0    | 0    | 0    | 0    | 0     | 0      | 0         | 0         | 0         | 0       | 0       |
| 県内        |     | 48.2%  | 2,645      | 0    | 0    | 0    | 0    | 0    | 3     | 42     | 911       | 905       | 370       | 310     | 104     |
|           |     | 32.3%  | 3,467,867  | 0    | 0    | 0    | 0    | 0    | 3,150 | 75,495 | 1,204,791 | 1,334,708 | 444,423   | 305,760 | 99,540  |
| 曾於市       |     | 0.0%   | 0          | 0    | 0    | 0    | 0    | 0    | 0     | 0      | 0         | 0         | 0         | 0       | 0       |
|           |     | 0.0%   | 0          | 0    | 0    | 0    | 0    | 0    | 0     | 0      | 0         | 0         | 0         | 0       | 0       |
| 霧島市       |     | 0.0%   | 0          | 0    | 0    | 0    | 0    | 0    | 0     | 0      | 0         | 0         | 0         | 0       | 0       |
|           |     | 0.0%   | 0          | 0    | 0    | 0    | 0    | 0    | 0     | 0      | 0         | 0         | 0         | 0       | 0       |
| 鹿児島<br>県内 |     | 0.0%   | 0          | 0    | 0    | 0    | 0    | 0    | 0     | 0      | 0         | 0         | 0         | 0       | 0       |
|           |     | 0.0%   | 0          | 0    | 0    | 0    | 0    | 0    | 0     | 0      | 0         | 0         | 0         | 0       | 0       |
| 熊本        |     | 7.1%   | 387        | 0    | 0    | 0    | 0    | 0    | 0     | 0      | 23        | 132       | 145       | 85      | 2       |
|           |     | 8.4%   | 899,325    | 0    | 0    | 0    | 0    | 0    | 0     | 0      | 67,515    | 459,690   | 230,370   | 138,600 | 3,150   |
| 大分        |     | 0.0%   | 0          | 0    | 0    | 0    | 0    | 0    | 0     | 0      | 0         | 0         | 0         | 0       | 0       |
|           |     | 0.0%   | 0          | 0    | 0    | 0    | 0    | 0    | 0     | 0      | 0         | 0         | 0         | 0       | 0       |
| 福岡        |     | 44.7%  | 2,455      | 0    | 0    | 0    | 0    | 0    | 0     | 0      | 327       | 1,406     | 362       | 134     | 226     |
|           |     | 59.3%  | 6,366,182  | 0    | 0    | 0    | 0    | 0    | 0     | 0      | 963,869   | 4,112,598 | 759,507   | 281,411 | 248,798 |
| 佐賀        |     | 0.0%   | 0          | 0    | 0    | 0    | 0    | 0    | 0     | 0      | 0         | 0         | 0         | 0       | 0       |
|           |     | 0.0%   | 0          | 0    | 0    | 0    | 0    | 0    | 0     | 0      | 0         | 0         | 0         | 0       | 0       |
| 長崎        |     | 0.0%   | 0          | 0    | 0    | 0    | 0    | 0    | 0     | 0      | 0         | 0         | 0         | 0       | 0       |
|           |     | 0.0%   | 0          | 0    | 0    | 0    | 0    | 0    | 0     | 0      | 0         | 0         | 0         | 0       | 0       |
| 沖縄        |     | 0.0%   | 0          | 0    | 0    | 0    | 0    | 0    | 0     | 0      | 0         | 0         | 0         | 0       | 0       |
|           |     | 0.0%   | 0          | 0    | 0    | 0    | 0    | 0    | 0     | 0      | 0         | 0         | 0         | 0       | 0       |
| その他<br>県外 |     | 0.7%   | 0          | 0    | 0    | 0    | 0    | 0    | 0     | 0      | 0         | 0         | 0         | 0       | 0       |
|           |     | 0.0%   | 0          | 0    | 0    | 0    | 0    | 0    | 0     | 0      | 0         | 0         | 0         | 0       | 0       |

シンゴジウム

鉢物

上段:数量:本  
下段:金額:円

| 品目名       | 産地名 | 産地別割合  | 合計        | 4月      | 5月      | 6月     | 7月      | 8月     | 9月     | 10月    | 11月    | 12月   | 1月      | 2月      | 3月        |
|-----------|-----|--------|-----------|---------|---------|--------|---------|--------|--------|--------|--------|-------|---------|---------|-----------|
| 合計        |     | 100.0% | 9,775     | 2,682   | 1,117   | 127    | 284     | 16     | 124    | 222    | 248    | 36    | 513     | 1,386   | 3,020     |
|           |     | 100.0% | 2,930,908 | 719,534 | 189,572 | 25,641 | 43,076  | 840    | 36,708 | 58,905 | 69,258 | 8,190 | 183,551 | 487,028 | 1,108,606 |
| 単価        |     |        | 300       | 268     | 170     | 202    | 152     | 53     | 296    | 265    | 279    | 228   | 358     | 351     | 367       |
| 前年対比      |     |        | 145.8%    | 152.3%  | 176.7%  | 198.4% | 1183.3% | 106.7% | 413.3% | 185.0% | 115.3% | 4.5%  | 342.0%  | 382.9%  | 118.9%    |
|           |     |        | 149.9%    | 148.9%  | 130.9%  | 142.6% | 549.9%  | 35.5%  | 506.7% | 292.2% | 386.9% | 7.6%  | 345.7%  | 393.9%  | 114.4%    |
| 市内        |     | 0.0%   | 0         | 0       | 0       | 0      | 0       | 0      | 0      | 0      | 0      | 0     | 0       | 0       | 0         |
|           |     | 0.0%   | 0         | 0       | 0       | 0      | 0       | 0      | 0      | 0      | 0      | 0     | 0       | 0       | 0         |
| 三股町       |     | 0.0%   | 0         | 0       | 0       | 0      | 0       | 0      | 0      | 0      | 0      | 0     | 0       | 0       | 0         |
|           |     | 0.0%   | 0         | 0       | 0       | 0      | 0       | 0      | 0      | 0      | 0      | 0     | 0       | 0       | 0         |
| 西諸<br>県郡  |     | 0.1%   | 12        | 0       | 0       | 0      | 0       | 0      | 0      | 12     | 0      | 0     | 0       | 0       | 0         |
|           |     | 0.1%   | 3,780     | 0       | 0       | 0      | 0       | 0      | 0      | 3,780  | 0      | 0     | 0       | 0       | 0         |
| 県内        |     | 46.1%  | 4,506     | 1,128   | 397     | 0      | 174     | 0      | 0      | 198    | 170    | 36    | 440     | 599     | 1,364     |
|           |     | 50.6%  | 1,483,435 | 352,212 | 72,398  | 0      | 34,991  | 0      | 0      | 47,943 | 44,310 | 8,190 | 162,708 | 215,082 | 545,601   |
| 曾於市       |     | 0.0%   | 0         | 0       | 0       | 0      | 0       | 0      | 0      | 0      | 0      | 0     | 0       | 0       | 0         |
|           |     | 0.0%   | 0         | 0       | 0       | 0      | 0       | 0      | 0      | 0      | 0      | 0     | 0       | 0       | 0         |
| 霧島市       |     | 0.0%   | 0         | 0       | 0       | 0      | 0       | 0      | 0      | 0      | 0      | 0     | 0       | 0       | 0         |
|           |     | 0.0%   | 0         | 0       | 0       | 0      | 0       | 0      | 0      | 0      | 0      | 0     | 0       | 0       | 0         |
| 鹿児島<br>県内 |     | 18.6%  | 1,816     | 248     | 200     | 0      | 0       | 0      | 0      | 0      | 0      | 0     | 0       | 336     | 1,032     |
|           |     | 20.8%  | 610,197   | 79,380  | 31,500  | 0      | 0       | 0      | 0      | 0      | 0      | 0     | 0       | 151,032 | 348,285   |
| 熊本        |     | 0.0%   | 0         | 0       | 0       | 0      | 0       | 0      | 0      | 0      | 0      | 0     | 0       | 0       | 0         |
|           |     | 0.0%   | 0         | 0       | 0       | 0      | 0       | 0      | 0      | 0      | 0      | 0     | 0       | 0       | 0         |
| 大分        |     | 0.8%   | 76        | 40      | 0       | 0      | 0       | 0      | 0      | 0      | 0      | 0     | 0       | 36      | 0         |
|           |     | 0.4%   | 12,600    | 8,820   | 0       | 0      | 0       | 0      | 0      | 0      | 0      | 0     | 0       | 3,780   | 0         |
| 福岡        |     | 7.8%   | 759       | 144     | 216     | 79     | 110     | 16     | 0      | 12     | 78     | 0     | 18      | 50      | 36        |
|           |     | 6.8%   | 198,655   | 48,720  | 47,140  | 20,601 | 8,085   | 840    | 0      | 7,182  | 24,948 | 0     | 7,560   | 23,814  | 9,765     |
| 佐賀        |     | 24.8%  | 2,422     | 1,122   | 288     | 0      | 0       | 0      | 124    | 0      | 0      | 0     | 0       | 332     | 556       |
|           |     | 19.9%  | 581,817   | 230,402 | 36,855  | 0      | 0       | 0      | 36,708 | 0      | 0      | 0     | 0       | 84,657  | 193,195   |
| 長崎        |     | 0.0%   | 0         | 0       | 0       | 0      | 0       | 0      | 0      | 0      | 0      | 0     | 0       | 0       | 0         |
|           |     | 0.0%   | 0         | 0       | 0       | 0      | 0       | 0      | 0      | 0      | 0      | 0     | 0       | 0       | 0         |
| 沖縄        |     | 0.0%   | 0         | 0       | 0       | 0      | 0       | 0      | 0      | 0      | 0      | 0     | 0       | 0       | 0         |
|           |     | 0.0%   | 0         | 0       | 0       | 0      | 0       | 0      | 0      | 0      | 0      | 0     | 0       | 0       | 0         |
| その他<br>県外 |     | 1.9%   | 184       | 0       | 16      | 48     | 0       | 0      | 0      | 0      | 0      | 0     | 55      | 33      | 32        |
|           |     | 1.4%   | 40,425    | 0       | 1,680   | 5,040  | 0       | 0      | 0      | 0      | 0      | 0     | 13,283  | 8,663   | 11,760    |

ゼラニウム

上段:数量:本  
下段:金額:円

鉢物

| 品目名       | 産地名       | 産地別割合     | 合計        | 4月     | 5月      | 6月      | 7月      | 8月        | 9月      | 10月     | 11月     | 12月     | 1月     | 2月     | 3月     |
|-----------|-----------|-----------|-----------|--------|---------|---------|---------|-----------|---------|---------|---------|---------|--------|--------|--------|
| デンファール    | 合計        | 100.0%    | 3,985     | 51     | 334     | 205     | 195     | 1,062     | 658     | 557     | 513     | 297     | 37     | 37     | 39     |
|           |           | 100.0%    | 5,075,979 | 44,835 | 359,730 | 254,520 | 388,606 | 1,727,565 | 943,163 | 549,234 | 523,005 | 197,857 | 42,105 | 26,565 | 18,795 |
|           | 単価        |           | 1,274     | 879    | 1,077   | 1,242   | 1,993   | 1,627     | 1,433   | 986     | 1,020   | 666     | 1,138  | 718    | 482    |
|           |           |           | 112.0%    | 17.1%  | 94.1%   | 91.5%   | 50.0%   | 128.1%    | 76.6%   | 373.8%  | 231.1%  | 3712.5% | 105.7% | 50.7%  | 33.9%  |
|           | 前年対比      |           | 122.8%    | 20.2%  | 114.3%  | 102.4%  | 96.7%   | 133.3%    | 85.2%   | 277.2%  | 253.2%  | 1903.4% | 165.7% | 75.9%  | 28.3%  |
|           |           | 市内        | 0.0%      | 0      | 0       | 0       | 0       | 0         | 0       | 0       | 0       | 0       | 0      | 0      | 0      |
|           | 三股町       | 0.0%      | 0         | 0      | 0       | 0       | 0       | 0         | 0       | 0       | 0       | 0       | 0      | 0      | 0      |
|           |           | 0.0%      | 0         | 0      | 0       | 0       | 0       | 0         | 0       | 0       | 0       | 0       | 0      | 0      | 0      |
|           | 西諸<br>県郡  | 0.0%      | 0         | 0      | 0       | 0       | 0       | 0         | 0       | 0       | 0       | 0       | 0      | 0      | 0      |
|           |           | 0.0%      | 0         | 0      | 0       | 0       | 0       | 0         | 0       | 0       | 0       | 0       | 0      | 0      | 0      |
|           | 県内        | 0.2%      | 9         | 0      | 9       | 0       | 0       | 0         | 0       | 0       | 0       | 0       | 0      | 0      | 0      |
|           |           | 0.1%      | 5,355     | 0      | 5,355   | 0       | 0       | 0         | 0       | 0       | 0       | 0       | 0      | 0      | 0      |
|           | 曾於市       | 0.0%      | 0         | 0      | 0       | 0       | 0       | 0         | 0       | 0       | 0       | 0       | 0      | 0      | 0      |
|           |           | 0.0%      | 0         | 0      | 0       | 0       | 0       | 0         | 0       | 0       | 0       | 0       | 0      | 0      | 0      |
|           | 霧島市       | 0.0%      | 0         | 0      | 0       | 0       | 0       | 0         | 0       | 0       | 0       | 0       | 0      | 0      | 0      |
|           |           | 0.0%      | 0         | 0      | 0       | 0       | 0       | 0         | 0       | 0       | 0       | 0       | 0      | 0      | 0      |
|           | 鹿児島<br>県内 | 0.0%      | 0         | 0      | 0       | 0       | 0       | 0         | 0       | 0       | 0       | 0       | 0      | 0      | 0      |
|           |           | 0.0%      | 0         | 0      | 0       | 0       | 0       | 0         | 0       | 0       | 0       | 0       | 0      | 0      | 0      |
|           | 熊本        | 55.1%     | 2,195     | 42     | 289     | 153     | 66      | 922       | 429     | 171     | 92      | 25      | 0      | 0      | 6      |
|           |           | 59.5%     | 3,022,478 | 34,020 | 316,785 | 162,120 | 119,595 | 1,456,455 | 624,593 | 177,975 | 104,055 | 23,100  | 0      | 0      | 3,780  |
| 大分        | 0.0%      | 0         | 0         | 0      | 0       | 0       | 0       | 0         | 0       | 0       | 0       | 0       | 0      | 0      |        |
|           | 0.0%      | 0         | 0         | 0      | 0       | 0       | 0       | 0         | 0       | 0       | 0       | 0       | 0      | 0      |        |
| 福岡        | 29.2%     | 1,162     | 9         | 36     | 12      | 15      | 56      | 148       | 254     | 289     | 236     | 37      | 37     | 33     |        |
|           | 15.0%     | 760,636   | 10,815    | 37,590 | 16,380  | 4,725   | 49,350  | 110,145   | 123,879 | 193,200 | 130,867 | 42,105  | 26,565 | 15,015 |        |
| 佐賀        | 15.5%     | 619       | 0         | 0      | 40      | 114     | 84      | 81        | 132     | 132     | 36      | 0       | 0      | 0      |        |
|           | 25.4%     | 1,287,511 | 0         | 0      | 76,020  | 264,286 | 221,760 | 208,425   | 247,380 | 225,750 | 43,890  | 0       | 0      | 0      |        |
| 長崎        | 0.0%      | 0         | 0         | 0      | 0       | 0       | 0       | 0         | 0       | 0       | 0       | 0       | 0      | 0      |        |
|           | 0.0%      | 0         | 0         | 0      | 0       | 0       | 0       | 0         | 0       | 0       | 0       | 0       | 0      | 0      |        |
| 沖縄        | 0.0%      | 0         | 0         | 0      | 0       | 0       | 0       | 0         | 0       | 0       | 0       | 0       | 0      | 0      |        |
|           | 0.0%      | 0         | 0         | 0      | 0       | 0       | 0       | 0         | 0       | 0       | 0       | 0       | 0      | 0      |        |
| その他<br>県外 | 0.0%      | 0         | 0         | 0      | 0       | 0       | 0       | 0         | 0       | 0       | 0       | 0       | 0      | 0      |        |
|           | 0.0%      | 0         | 0         | 0      | 0       | 0       | 0       | 0         | 0       | 0       | 0       | 0       | 0      | 0      |        |



鉢物

上段:数量:本  
下段:金額:円

| 品目名       | 産地名 | 産地別割合  | 合計      | 4月     | 5月      | 6月     | 7月     | 8月     | 9月      | 10月    | 11月    | 12月   | 1月     | 2月     | 3月     |
|-----------|-----|--------|---------|--------|---------|--------|--------|--------|---------|--------|--------|-------|--------|--------|--------|
| 合計        |     | 100.0% | 4,083   | 385    | 593     | 415    | 277    | 189    | 789     | 540    | 326    | 57    | 220    | 221    | 71     |
|           |     | 100.0% | 729,314 | 66,098 | 111,300 | 52,962 | 38,483 | 27,773 | 196,691 | 94,637 | 41,759 | 7,875 | 33,159 | 45,224 | 13,356 |
| 単価        |     |        | 179     | 172    | 188     | 128    | 139    | 147    | 249     | 175    | 128    | 138   | 151    | 205    | 188    |
| 前年対比      |     |        | 210.6%  | 161.8% | 259.0%  | 136.1% | 59.4%  | 343.6% | 1095.8% | 642.9% | 0.0%   | 86.4% | 78.6%  | 0.0%   | 49.3%  |
|           |     |        | 181.6%  | 142.6% | 208.4%  | 86.9%  | 42.3%  | 480.9% | 594.3%  | 625.9% | 0.0%   | 75.8% | 63.5%  | 0.0%   | 40.3%  |
| 市内        |     | 0.4%   | 15      | 0      | 0       | 0      | 0      | 0      | 15      | 0      | 0      | 0     | 0      | 0      | 0      |
|           |     | 0.4%   | 3,255   | 0      | 0       | 0      | 0      | 0      | 3,255   | 0      | 0      | 0     | 0      | 0      | 0      |
| 三股町       |     | 0.0%   | 0       | 0      | 0       | 0      | 0      | 0      | 0       | 0      | 0      | 0     | 0      | 0      | 0      |
|           |     | 0.0%   | 0       | 0      | 0       | 0      | 0      | 0      | 0       | 0      | 0      | 0     | 0      | 0      | 0      |
| 西諸<br>県郡  |     | 20.1%  | 822     | 0      | 30      | 0      | 0      | 0      | 198     | 440    | 154    | 0     | 0      | 0      | 0      |
|           |     | 22.1%  | 161,096 | 0      | 3,150   | 0      | 0      | 0      | 52,841  | 85,817 | 19,289 | 0     | 0      | 0      | 0      |
| 県内        |     | 0.6%   | 24      | 0      | 0       | 0      | 0      | 0      | 0       | 0      | 24     | 0     | 0      | 0      | 0      |
|           |     | 0.2%   | 1,260   | 0      | 0       | 0      | 0      | 0      | 0       | 0      | 1,260  | 0     | 0      | 0      | 0      |
| 曾於市       |     | 0.0%   | 0       | 0      | 0       | 0      | 0      | 0      | 0       | 0      | 0      | 0     | 0      | 0      | 0      |
|           |     | 0.0%   | 0       | 0      | 0       | 0      | 0      | 0      | 0       | 0      | 0      | 0     | 0      | 0      | 0      |
| 霧島市       |     | 0.0%   | 0       | 0      | 0       | 0      | 0      | 0      | 0       | 0      | 0      | 0     | 0      | 0      | 0      |
|           |     | 0.0%   | 0       | 0      | 0       | 0      | 0      | 0      | 0       | 0      | 0      | 0     | 0      | 0      | 0      |
| 鹿児島<br>県内 |     | 10.1%  | 412     | 0      | 195     | 168    | 0      | 0      | 0       | 0      | 0      | 0     | 0      | 0      | 49     |
|           |     | 7.6%   | 55,283  | 0      | 26,775  | 20,003 | 0      | 0      | 0       | 0      | 0      | 0     | 0      | 0      | 8,505  |
| 熊本        |     | 0.0%   | 0       | 0      | 0       | 0      | 0      | 0      | 0       | 0      | 0      | 0     | 0      | 0      | 0      |
|           |     | 0.0%   | 0       | 0      | 0       | 0      | 0      | 0      | 0       | 0      | 0      | 0     | 0      | 0      | 0      |
| 大分        |     | 1.5%   | 60      | 0      | 0       | 0      | 0      | 0      | 60      | 0      | 0      | 0     | 0      | 0      | 0      |
|           |     | 3.7%   | 26,775  | 0      | 0       | 0      | 0      | 0      | 26,775  | 0      | 0      | 0     | 0      | 0      | 0      |
| 福岡        |     | 1.0%   | 42      | 0      | 3       | 0      | 25     | 12     | 0       | 0      | 0      | 2     | 0      | 0      | 0      |
|           |     | 3.0%   | 21,788  | 0      | 3,465   | 0      | 12,443 | 3,780  | 0       | 0      | 0      | 2,100 | 0      | 0      | 0      |
| 佐賀        |     | 2.3%   | 94      | 0      | 0       | 0      | 12     | 22     | 60      | 0      | 0      | 0     | 0      | 0      | 0      |
|           |     | 5.9%   | 43,260  | 0      | 0       | 0      | 3,150  | 6,930  | 33,180  | 0      | 0      | 0     | 0      | 0      | 0      |
| 長崎        |     | 0.0%   | 0       | 0      | 0       | 0      | 0      | 0      | 0       | 0      | 0      | 0     | 0      | 0      | 0      |
|           |     | 0.0%   | 0       | 0      | 0       | 0      | 0      | 0      | 0       | 0      | 0      | 0     | 0      | 0      | 0      |
| 沖縄        |     | 0.0%   | 0       | 0      | 0       | 0      | 0      | 0      | 0       | 0      | 0      | 0     | 0      | 0      | 0      |
|           |     | 0.0%   | 0       | 0      | 0       | 0      | 0      | 0      | 0       | 0      | 0      | 0     | 0      | 0      | 0      |
| その他<br>県外 |     | 64.0%  | 2,614   | 385    | 365     | 247    | 240    | 155    | 456     | 100    | 148    | 55    | 220    | 221    | 22     |
|           |     | 57.1%  | 416,598 | 66,098 | 77,910  | 32,960 | 22,890 | 17,063 | 80,640  | 8,820  | 21,210 | 5,775 | 33,159 | 45,224 | 4,851  |

ス  
ブ  
ロ  
ニ  
ア

上段:数量:本  
下段:金額:円

鉢物

| 品目名       | 産地名 | 産地別割合  | 合計         | 4月        | 5月   | 6月        | 7月        | 8月        | 9月        | 10月       | 11月       | 12月       | 1月        | 2月        | 3月        |
|-----------|-----|--------|------------|-----------|------|-----------|-----------|-----------|-----------|-----------|-----------|-----------|-----------|-----------|-----------|
| 合計        |     | 100.0% | 12,867     | 1,300     | 0    | 1,493     | 1,035     | 1,328     | 1,174     | 1,220     | 1,019     | 1,139     | 613       | 1,037     | 1,509     |
|           |     | 100.0% | 41,135,630 | 3,670,968 | 0    | 3,322,935 | 3,102,519 | 5,749,454 | 3,405,854 | 3,531,392 | 4,320,383 | 4,168,500 | 2,252,135 | 3,045,189 | 4,566,303 |
| 単価        |     |        | 3,197      | 2,824     | 0    | 2,226     | 2,998     | 4,329     | 2,901     | 2,895     | 4,240     | 3,660     | 3,674     | 2,937     | 3,026     |
| 前年対比      |     |        | 96.4%      | 73.7%     | 0.0% | 148.6%    | 138.4%    | 135.8%    | 76.8%     | 147.5%    | 95.9%     | 100.1%    | 146.7%    | 0.0%      | 88.7%     |
|           |     |        | 104.9%     | 88.5%     | 0.0% | 111.6%    | 116.9%    | 159.2%    | 86.0%     | 136.1%    | 160.3%    | 99.6%     | 124.9%    | 0.0%      | 70.2%     |
| 市内        |     | 0.1%   | 10         | 0         | 0    | 10        | 0         | 0         | 0         | 0         | 0         | 0         | 0         | 0         | 0         |
|           |     | 0.1%   | 51,450     | 0         | 0    | 51,450    | 0         | 0         | 0         | 0         | 0         | 0         | 0         | 0         | 0         |
| 三股町       |     | 0.0%   | 0          | 0         | 0    | 0         | 0         | 0         | 0         | 0         | 0         | 0         | 0         | 0         | 0         |
|           |     | 0.0%   | 0          | 0         | 0    | 0         | 0         | 0         | 0         | 0         | 0         | 0         | 0         | 0         | 0         |
| 西諸<br>県郡  |     | 0.0%   | 0          | 0         | 0    | 0         | 0         | 0         | 0         | 0         | 0         | 0         | 0         | 0         | 0         |
|           |     | 0.0%   | 0          | 0         | 0    | 0         | 0         | 0         | 0         | 0         | 0         | 0         | 0         | 0         | 0         |
| 県内        |     | 34.1%  | 4,386      | 424       | 0    | 515       | 420       | 538       | 350       | 358       | 448       | 221       | 139       | 442       | 531       |
|           |     | 44.3%  | 18,222,036 | 1,426,058 | 0    | 1,270,973 | 1,606,269 | 2,962,890 | 1,415,610 | 1,396,973 | 2,266,373 | 1,494,833 | 905,520   | 1,331,873 | 2,144,667 |
| 曾於市       |     | 0.0%   | 0          | 0         | 0    | 0         | 0         | 0         | 0         | 0         | 0         | 0         | 0         | 0         | 0         |
|           |     | 0.0%   | 0          | 0         | 0    | 0         | 0         | 0         | 0         | 0         | 0         | 0         | 0         | 0         | 0         |
| 霧島市       |     | 0.0%   | 0          | 0         | 0    | 0         | 0         | 0         | 0         | 0         | 0         | 0         | 0         | 0         | 0         |
|           |     | 0.0%   | 0          | 0         | 0    | 0         | 0         | 0         | 0         | 0         | 0         | 0         | 0         | 0         | 0         |
| 鹿児島<br>県内 |     | 18.2%  | 2,341      | 196       | 0    | 344       | 334       | 383       | 322       | 111       | 29        | 57        | 70        | 150       | 345       |
|           |     | 13.5%  | 5,548,515  | 458,378   | 0    | 405,815   | 472,710   | 1,320,753 | 738,518   | 286,335   | 93,450    | 147,945   | 262,028   | 535,395   | 827,190   |
| 熊本        |     | 30.2%  | 3,881      | 407       | 0    | 299       | 185       | 176       | 222       | 541       | 399       | 762       | 286       | 189       | 415       |
|           |     | 24.7%  | 10,140,050 | 897,036   | 0    | 795,543   | 589,050   | 473,561   | 618,030   | 1,228,185 | 1,321,950 | 2,030,123 | 679,938   | 520,223   | 986,412   |
| 大分        |     | 0.0%   | 0          | 0         | 0    | 0         | 0         | 0         | 0         | 0         | 0         | 0         | 0         | 0         | 0         |
|           |     | 0.0%   | 0          | 0         | 0    | 0         | 0         | 0         | 0         | 0         | 0         | 0         | 0         | 0         | 0         |
| 福岡        |     | 1.3%   | 166        | 23        | 0    | 5         | 7         | 6         | 14        | 38        | 9         | 21        | 5         | 20        | 18        |
|           |     | 1.2%   | 503,622    | 61,005    | 0    | 9,450     | 11,760    | 37,800    | 36,645    | 101,472   | 26,985    | 55,650    | 25,200    | 75,705    | 61,950    |
| 佐賀        |     | 5.8%   | 746        | 44        | 0    | 76        | 47        | 208       | 37        | 56        | 66        | 44        | 33        | 71        | 64        |
|           |     | 11.2%  | 4,603,200  | 324,765   | 0    | 435,225   | 283,500   | 934,710   | 253,575   | 396,900   | 518,175   | 393,750   | 286,125   | 364,350   | 412,125   |
| 長崎        |     | 0.0%   | 0          | 0         | 0    | 0         | 0         | 0         | 0         | 0         | 0         | 0         | 0         | 0         | 0         |
|           |     | 0.0%   | 0          | 0         | 0    | 0         | 0         | 0         | 0         | 0         | 0         | 0         | 0         | 0         | 0         |
| 沖縄        |     | 0.0%   | 0          | 0         | 0    | 0         | 0         | 0         | 0         | 0         | 0         | 0         | 0         | 0         | 0         |
|           |     | 0.0%   | 0          | 0         | 0    | 0         | 0         | 0         | 0         | 0         | 0         | 0         | 0         | 0         | 0         |
| その他<br>県外 |     | 10.4%  | 1,337      | 206       | 0    | 244       | 42        | 17        | 229       | 116       | 68        | 34        | 80        | 165       | 136       |
|           |     | 5.0%   | 2,066,757  | 503,727   | 0    | 354,480   | 139,230   | 19,740    | 343,476   | 121,527   | 93,450    | 46,200    | 93,324    | 217,644   | 133,959   |

ファレノプシス

上段:数量:本  
下段:金額:円

鉢物

| 品目名       | 産地名 | 産地別割合  | 合計        | 4月   | 5月   | 6月   | 7月   | 8月   | 9月   | 10月     | 11月       | 12月       | 1月   | 2月    | 3月   |
|-----------|-----|--------|-----------|------|------|------|------|------|------|---------|-----------|-----------|------|-------|------|
| 合計        |     | 100.0% | 14,753    | 0    | 0    | 0    | 0    | 0    | 0    | 957     | 10,134    | 3,654     | 0    | 8     | 0    |
|           |     | 100.0% | 5,638,967 | 0    | 0    | 0    | 0    | 0    | 0    | 489,248 | 3,927,441 | 1,220,599 | 0    | 1,680 | 0    |
| 単価        |     |        | 382       | 0    | 0    | 0    | 0    | 0    | 0    | 511     | 388       | 334       | 0    | 210   | 0    |
| 前年対比      |     |        | 112.4%    | 0.0% | 0.0% | 0.0% | 0.0% | 0.0% | 0.0% | 0.0%    | 163.1%    | 52.9%     | 0.0% | 0.0%  | 0.0% |
|           |     |        | 128.5%    | 0.0% | 0.0% | 0.0% | 0.0% | 0.0% | 0.0% | 0.0%    | 179.5%    | 55.5%     | 0.0% | 0.0%  | 0.0% |
| 市内        |     | 0.3%   | 42        | 0    | 0    | 0    | 0    | 0    | 0    | 0       | 0         | 42        | 0    | 0     | 0    |
|           |     | 0.3%   | 15,876    | 0    | 0    | 0    | 0    | 0    | 0    | 0       | 0         | 15,876    | 0    | 0     | 0    |
| 三股町       |     | 0.0%   | 0         | 0    | 0    | 0    | 0    | 0    | 0    | 0       | 0         | 0         | 0    | 0     | 0    |
|           |     | 0.0%   | 0         | 0    | 0    | 0    | 0    | 0    | 0    | 0       | 0         | 0         | 0    | 0     | 0    |
| 西諸<br>県郡  |     | 11.6%  | 1,717     | 0    | 0    | 0    | 0    | 0    | 0    | 90      | 1,125     | 502       | 0    | 0     | 0    |
|           |     | 9.6%   | 541,420   | 0    | 0    | 0    | 0    | 0    | 0    | 33,642  | 343,337   | 164,441   | 0    | 0     | 0    |
| 県内        |     | 38.8%  | 5,722     | 0    | 0    | 0    | 0    | 0    | 0    | 300     | 4,004     | 1,418     | 0    | 0     | 0    |
|           |     | 27.2%  | 1,534,197 | 0    | 0    | 0    | 0    | 0    | 0    | 47,250  | 1,103,571 | 383,376   | 0    | 0     | 0    |
| 曾於市       |     | 0.0%   | 0         | 0    | 0    | 0    | 0    | 0    | 0    | 0       | 0         | 0         | 0    | 0     | 0    |
|           |     | 0.0%   | 0         | 0    | 0    | 0    | 0    | 0    | 0    | 0       | 0         | 0         | 0    | 0     | 0    |
| 霧島市       |     | 0.0%   | 0         | 0    | 0    | 0    | 0    | 0    | 0    | 0       | 0         | 0         | 0    | 0     | 0    |
|           |     | 0.0%   | 0         | 0    | 0    | 0    | 0    | 0    | 0    | 0       | 0         | 0         | 0    | 0     | 0    |
| 鹿児島<br>県内 |     | 1.9%   | 275       | 0    | 0    | 0    | 0    | 0    | 0    | 0       | 0         | 275       | 0    | 0     | 0    |
|           |     | 1.1%   | 60,585    | 0    | 0    | 0    | 0    | 0    | 0    | 0       | 0         | 60,585    | 0    | 0     | 0    |
| 熊本        |     | 2.0%   | 296       | 0    | 0    | 0    | 0    | 0    | 0    | 0       | 254       | 42        | 0    | 0     | 0    |
|           |     | 5.9%   | 330,278   | 0    | 0    | 0    | 0    | 0    | 0    | 0       | 281,348   | 48,930    | 0    | 0     | 0    |
| 大分        |     | 1.1%   | 155       | 0    | 0    | 0    | 0    | 0    | 0    | 120     | 35        | 0         | 0    | 0     | 0    |
|           |     | 2.8%   | 158,445   | 0    | 0    | 0    | 0    | 0    | 0    | 119,700 | 38,745    | 0         | 0    | 0     | 0    |
| 福岡        |     | 6.6%   | 972       | 0    | 0    | 0    | 0    | 0    | 0    | 143     | 611       | 210       | 0    | 8     | 0    |
|           |     | 8.8%   | 493,726   | 0    | 0    | 0    | 0    | 0    | 0    | 80,042  | 330,062   | 81,942    | 0    | 1,680 | 0    |
| 佐賀        |     | 34.2%  | 5,047     | 0    | 0    | 0    | 0    | 0    | 0    | 304     | 3,767     | 976       | 0    | 0     | 0    |
|           |     | 39.3%  | 2,215,098 | 0    | 0    | 0    | 0    | 0    | 0    | 208,614 | 1,641,840 | 364,644   | 0    | 0     | 0    |
| 長崎        |     | 0.0%   | 0         | 0    | 0    | 0    | 0    | 0    | 0    | 0       | 0         | 0         | 0    | 0     | 0    |
|           |     | 0.0%   | 0         | 0    | 0    | 0    | 0    | 0    | 0    | 0       | 0         | 0         | 0    | 0     | 0    |
| 沖縄        |     | 0.0%   | 0         | 0    | 0    | 0    | 0    | 0    | 0    | 0       | 0         | 0         | 0    | 0     | 0    |
|           |     | 0.0%   | 0         | 0    | 0    | 0    | 0    | 0    | 0    | 0       | 0         | 0         | 0    | 0     | 0    |
| その他<br>県外 |     | 3.6%   | 527       | 0    | 0    | 0    | 0    | 0    | 0    | 0       | 338       | 189       | 0    | 0     | 0    |
|           |     | 5.1%   | 289,343   | 0    | 0    | 0    | 0    | 0    | 0    | 0       | 188,538   | 100,805   | 0    | 0     | 0    |

ポインセチア

上段:数量:本  
下段:金額:円

鉢物

| 品目名       | 産地名 | 産地別割合  | 合計        | 4月      | 5月      | 6月      | 7月      | 8月      | 9月      | 10月     | 11月     | 12月    | 1月      | 2月      | 3月      |
|-----------|-----|--------|-----------|---------|---------|---------|---------|---------|---------|---------|---------|--------|---------|---------|---------|
| 合計        |     | 100.0% | 6,316     | 620     | 751     | 643     | 489     | 916     | 561     | 731     | 560     | 40     | 269     | 320     | 416     |
|           |     | 100.0% | 2,256,223 | 243,348 | 256,085 | 237,409 | 149,984 | 240,022 | 157,742 | 187,152 | 177,807 | 11,844 | 101,252 | 143,384 | 350,196 |
| 単価        |     |        | 357       | 392     | 341     | 369     | 307     | 262     | 281     | 256     | 318     | 296    | 376     | 448     | 842     |
| 前年<br>対比  |     |        | 119.7%    | 95.7%   | 150.8%  | 110.9%  | 59.7%   | 278.4%  | 136.5%  | 304.6%  | 528.3%  | 333.3% | 344.9%  | 63.1%   | 39.6%   |
|           |     |        | 106.7%    | 130.6%  | 107.7%  | 93.8%   | 47.2%   | 169.8%  | 78.8%   | 112.6%  | 257.1%  | 188.0% | 283.6%  | 81.7%   | 107.5%  |
| 市内        |     | 0.0%   | 0         | 0       | 0       | 0       | 0       | 0       | 0       | 0       | 0       | 0      | 0       | 0       | 0       |
|           |     | 0.0%   | 0         | 0       | 0       | 0       | 0       | 0       | 0       | 0       | 0       | 0      | 0       | 0       | 0       |
| 三股町       |     | 0.0%   | 0         | 0       | 0       | 0       | 0       | 0       | 0       | 0       | 0       | 0      | 0       | 0       | 0       |
|           |     | 0.0%   | 0         | 0       | 0       | 0       | 0       | 0       | 0       | 0       | 0       | 0      | 0       | 0       | 0       |
| 西諸<br>県郡  |     | 0.3%   | 16        | 0       | 0       | 0       | 0       | 16      | 0       | 0       | 0       | 0      | 0       | 0       | 0       |
|           |     | 0.2%   | 3,696     | 0       | 0       | 0       | 0       | 3,696   | 0       | 0       | 0       | 0      | 0       | 0       | 0       |
| 県内        |     | 10.0%  | 634       | 4       | 0       | 0       | 32      | 214     | 156     | 228     | 0       | 0      | 0       | 0       | 0       |
|           |     | 5.4%   | 121,565   | 18,900  | 0       | 0       | 5,040   | 36,179  | 28,350  | 33,096  | 0       | 0      | 0       | 0       | 0       |
| 曾於市       |     | 0.0%   | 0         | 0       | 0       | 0       | 0       | 0       | 0       | 0       | 0       | 0      | 0       | 0       | 0       |
|           |     | 0.0%   | 0         | 0       | 0       | 0       | 0       | 0       | 0       | 0       | 0       | 0      | 0       | 0       | 0       |
| 霧島市       |     | 9.2%   | 584       | 8       | 80      | 160     | 96      | 112     | 24      | 72      | 32      | 0      | 0       | 0       | 0       |
|           |     | 6.4%   | 145,488   | 1,848   | 25,200  | 45,360  | 24,864  | 25,536  | 4,032   | 11,928  | 6,720   | 0      | 0       | 0       | 0       |
| 鹿児島<br>県内 |     | 4.9%   | 311       | 0       | 7       | 48      | 48      | 200     | 8       | 0       | 0       | 0      | 0       | 0       | 0       |
|           |     | 2.6%   | 59,315    | 0       | 2,573   | 12,936  | 11,970  | 30,996  | 840     | 0       | 0       | 0      | 0       | 0       | 0       |
| 熊本        |     | 1.0%   | 64        | 0       | 0       | 0       | 0       | 0       | 0       | 64      | 0       | 0      | 0       | 0       | 0       |
|           |     | 0.4%   | 9,240     | 0       | 0       | 0       | 0       | 0       | 0       | 9,240   | 0       | 0      | 0       | 0       | 0       |
| 大分        |     | 0.0%   | 0         | 0       | 0       | 0       | 0       | 0       | 0       | 0       | 0       | 0      | 0       | 0       | 0       |
|           |     | 0.0%   | 0         | 0       | 0       | 0       | 0       | 0       | 0       | 0       | 0       | 0      | 0       | 0       | 0       |
| 福岡        |     | 51.9%  | 3,277     | 432     | 574     | 258     | 227     | 264     | 293     | 219     | 368     | 40     | 140     | 219     | 243     |
|           |     | 38.8%  | 874,406   | 118,209 | 160,650 | 64,768  | 48,890  | 62,135  | 68,240  | 48,048  | 83,853  | 11,844 | 37,506  | 56,969  | 113,295 |
| 佐賀        |     | 18.7%  | 1,178     | 138     | 90      | 150     | 86      | 110     | 80      | 132     | 144     | 0      | 72      | 74      | 102     |
|           |     | 35.2%  | 794,745   | 95,571  | 67,662  | 105,840 | 59,220  | 81,480  | 56,280  | 80,640  | 83,538  | 0      | 45,738  | 50,610  | 68,166  |
| 長崎        |     | 0.0%   | 0         | 0       | 0       | 0       | 0       | 0       | 0       | 0       | 0       | 0      | 0       | 0       | 0       |
|           |     | 0.0%   | 0         | 0       | 0       | 0       | 0       | 0       | 0       | 0       | 0       | 0      | 0       | 0       | 0       |
| 沖縄        |     | 0.0%   | 0         | 0       | 0       | 0       | 0       | 0       | 0       | 0       | 0       | 0      | 0       | 0       | 0       |
|           |     | 0.0%   | 0         | 0       | 0       | 0       | 0       | 0       | 0       | 0       | 0       | 0      | 0       | 0       | 0       |
| その他<br>県外 |     | 4.0%   | 252       | 38      | 0       | 27      | 0       | 0       | 0       | 16      | 16      | 0      | 57      | 27      | 71      |
|           |     | 11.0%  | 247,769   | 8,820   | 0       | 8,505   | 0       | 0       | 0       | 4,200   | 3,696   | 0      | 18,008  | 35,805  | 168,735 |

ポ  
ト  
ス

上段:数量:本  
下段:金額:円

鉢物

| 品目名       | 産地名 | 産地別割合  | 合計          | 4月         | 5月         | 6月        | 7月        | 8月        | 9月        | 10月       | 11月       | 12月       | 1月        | 2月        | 3月         |
|-----------|-----|--------|-------------|------------|------------|-----------|-----------|-----------|-----------|-----------|-----------|-----------|-----------|-----------|------------|
| 合計        |     | 100.0% | 316,793     | 32,618     | 65,505     | 25,757    | 18,005    | 16,623    | 22,267    | 21,168    | 21,248    | 14,113    | 18,886    | 23,962    | 36,641     |
|           |     | 100.0% | 124,208,501 | 12,143,520 | 33,019,932 | 8,728,189 | 6,082,819 | 5,879,928 | 7,201,248 | 6,817,446 | 7,771,409 | 5,306,045 | 6,538,326 | 8,520,283 | 16,199,357 |
| 単価        |     |        | 392         | 372        | 504        | 339       | 338       | 354       | 323       | 322       | 366       | 376       | 346       | 356       | 442        |
| 前年対比      |     | 99.3%  | 67.3%       | 144.7%     | 82.1%      | 78.6%     | 171.4%    | 88.8%     | 91.7%     | 124.9%    | 79.1%     | 140.5%    | 106.5%    | 86.3%     |            |
|           |     | 109.4% | 72.7%       | 199.8%     | 88.8%      | 78.9%     | 169.2%    | 85.8%     | 87.8%     | 151.9%    | 69.4%     | 151.9%    | 93.2%     | 95.4%     |            |
| 市内        |     | 1.8%   | 5,553       | 408        | 1,006      | 533       | 446       | 113       | 519       | 240       | 142       | 122       | 415       | 772       | 837        |
|           |     | 1.0%   | 1,220,493   | 125,475    | 280,329    | 139,598   | 86,940    | -35,574   | 92,232    | 31,101    | 33,894    | 32,636    | 61,383    | 112,562   | 259,917    |
| 三股町       |     | 0.0%   | 20          | 0          | 0          | 0         | 0         | 0         | 0         | 0         | 0         | 0         | 20        | 0         | 0          |
|           |     | 0.0%   | 5,250       | 0          | 0          | 0         | 0         | 0         | 0         | 0         | 0         | 0         | 5,250     | 0         | 0          |
| 西諸<br>県郡  |     | 5.4%   | 17,164      | 1,628      | 9,072      | 991       | 401       | 350       | 515       | 1,284     | 479       | 451       | 947       | 405       | 641        |
|           |     | 4.1%   | 5,135,231   | 350,551    | 3,467,277  | 255,276   | 107,105   | 51,864    | 108,770   | 228,186   | 122,096   | 87,644    | 114,374   | 120,530   | 121,559    |
| 県内        |     | 11.3%  | 35,701      | 4,047      | 10,019     | 3,207     | 2,098     | 1,687     | 2,024     | 1,494     | 1,578     | 340       | 2,054     | 2,786     | 4,367      |
|           |     | 10.6%  | 13,207,432  | 1,404,008  | 5,067,659  | 735,201   | 793,443   | 558,472   | 457,354   | 462,462   | 553,676   | 108,707   | 741,965   | 874,309   | 1,450,179  |
| 曾於市       |     | 0.3%   | 940         | 33         | 408        | 0         | 0         | 98        | 61        | 16        | 75        | 124       | 17        | 96        | 12         |
|           |     | 0.4%   | 465,833     | 11,025     | 126,095    | 0         | 0         | 33,338    | 25,305    | 3,780     | 75,453    | 152,177   | 7,560     | 22,806    | 8,295      |
| 霧島市       |     | 0.6%   | 1,903       | 269        | 452        | 366       | 280       | 204       | 168       | 32        | 6         | 0         | 0         | 0         | 126        |
|           |     | 0.5%   | 608,727     | 76,934     | 162,435    | 148,733   | 75,369    | 61,740    | 46,242    | 9,345     | 2,520     | 0         | 0         | 0         | 25,410     |
| 鹿児島<br>県内 |     | 8.5%   | 26,854      | 2,809      | 4,750      | 2,995     | 2,110     | 1,875     | 1,392     | 914       | 984       | 666       | 1,209     | 2,239     | 4,911      |
|           |     | 14.2%  | 17,646,473  | 1,580,347  | 3,741,308  | 2,403,517 | 898,479   | 945,853   | 979,356   | 676,058   | 689,939   | 518,438   | 1,027,247 | 1,232,207 | 2,953,727  |
| 熊本        |     | 7.1%   | 22,550      | 2,577      | 6,076      | 818       | 364       | 889       | 1,419     | 2,159     | 1,635     | 1,740     | 929       | 1,059     | 2,885      |
|           |     | 14.7%  | 18,303,236  | 1,710,639  | 6,583,196  | 814,737   | 375,291   | 487,221   | 793,637   | 1,009,310 | 1,057,628 | 1,637,192 | 682,327   | 844,001   | 2,308,058  |
| 大分        |     | 2.1%   | 6,668       | 477        | 1,605      | 727       | 399       | 138       | 704       | 572       | 547       | 165       | 594       | 403       | 337        |
|           |     | 2.0%   | 2,466,377   | 150,896    | 930,405    | 137,004   | 94,038    | 19,719    | 167,927   | 123,312   | 172,473   | 25,410    | 196,623   | 292,425   | 156,146    |
| 福岡        |     | 26.8%  | 84,882      | 8,402      | 12,596     | 8,542     | 5,787     | 5,823     | 5,009     | 5,525     | 7,525     | 4,700     | 5,030     | 6,779     | 9,164      |
|           |     | 23.8%  | 29,542,962  | 3,226,755  | 4,326,958  | 2,406,313 | 2,056,900 | 2,135,149 | 1,701,480 | 1,697,162 | 2,893,333 | 1,284,113 | 1,566,682 | 2,144,335 | 4,103,782  |
| 佐賀        |     | 11.5%  | 36,558      | 4,166      | 7,304      | 2,951     | 3,269     | 2,309     | 3,338     | 2,989     | 1,662     | 859       | 2,215     | 2,337     | 3,159      |
|           |     | 8.1%   | 10,097,393  | 1,227,320  | 3,121,997  | 494,517   | 545,571   | 491,721   | 631,473   | 652,877   | 310,129   | 161,448   | 544,285   | 596,637   | 1,319,417  |
| 長崎        |     | 0.0%   | 0           | 0          | 0          | 0         | 0         | 0         | 0         | 0         | 0         | 0         | 0         | 0         | 0          |
|           |     | 0.0%   | 0           | 0          | 0          | 0         | 0         | 0         | 0         | 0         | 0         | 0         | 0         | 0         | 0          |
| 沖縄        |     | 0.0%   | 51          | 0          | 0          | 0         | 0         | 0         | 0         | 29        | 0         | 0         | 0         | 22        | 0          |
|           |     | 0.1%   | 67,555      | 0          | 0          | 0         | 0         | 0         | 0         | 61,005    | 0         | 0         | 0         | 6,354     | 196        |
| その他<br>県外 |     | 24.6%  | 77,949      | 7,802      | 12,217     | 4,627     | 2,851     | 3,137     | 7,118     | 5,914     | 6,615     | 4,946     | 5,456     | 7,064     | 10,202     |
|           |     | 20.5%  | 25,441,540  | 2,279,572  | 5,212,275  | 1,193,294 | 1,049,684 | 1,130,426 | 2,197,473 | 1,862,847 | 1,860,268 | 1,298,282 | 1,590,630 | 2,274,118 | 3,492,672  |

その他鉢物

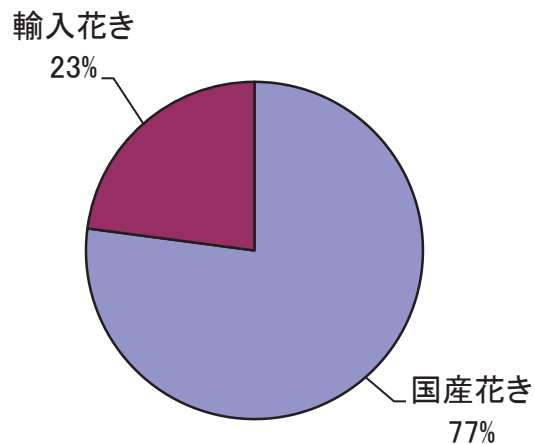
上段:数量:本  
下段:金額:円

その他

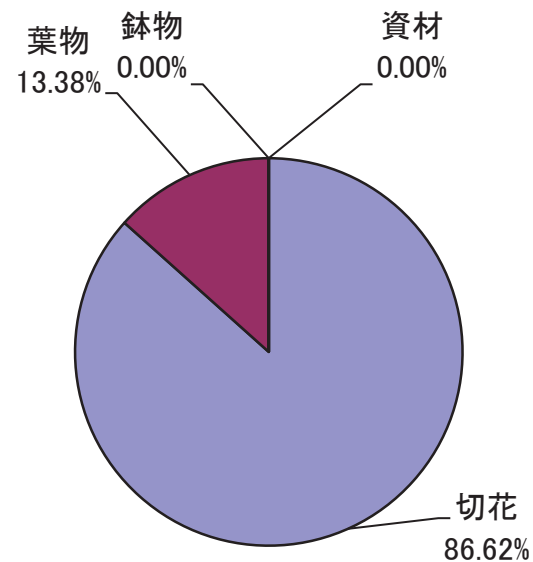
| 品目名       | 産地名 | 産地別割合  | 合計          | 4月         | 5月         | 6月         | 7月        | 8月        | 9月         | 10月        | 11月        | 12月        | 1月        | 2月         | 3月         |
|-----------|-----|--------|-------------|------------|------------|------------|-----------|-----------|------------|------------|------------|------------|-----------|------------|------------|
| 合計        |     | 100.0% | 4,337,114   | 731,707    | 581,139    | 265,839    | 176,473   | 93,173    | 255,774    | 451,283    | 631,361    | 368,566    | 199,250   | 200,309    | 382,240    |
|           |     | 100.0% | 218,905,807 | 39,615,093 | 28,996,905 | 11,146,534 | 6,779,906 | 3,852,098 | 10,550,382 | 23,423,141 | 34,704,111 | 19,417,322 | 8,182,287 | 10,167,199 | 22,070,829 |
| 単価        |     |        | 54          | 54         | 50         | 42         | 38        | 41        | 41         | 52         | 55         | 53         | 41        | 51         | 58         |
| 前年<br>対比  |     |        | 101.0%      | 96.4%      | 122.5%     | 81.3%      | 136.9%    | 118.7%    | 84.1%      | 89.9%      | 120.5%     | 73.7%      | 135.0%    | 130.6%     | 96.6%      |
|           |     |        | 108.5%      | 88.6%      | 148.0%     | 92.9%      | 130.3%    | 137.3%    | 84.3%      | 97.0%      | 162.8%     | 82.5%      | 132.4%    | 137.5%     | 99.0%      |
| 市内        |     | 15.5%  | 671,518     | 127,420    | 93,940     | 38,678     | 37,634    | 18,496    | 44,680     | 66,884     | 97,278     | 34,351     | 32,558    | 29,563     | 50,036     |
|           |     | 9.0%   | 19,681,739  | 4,120,445  | 2,577,857  | 1,001,376  | 614,258   | 466,876   | 1,158,514  | 1,786,168  | 3,717,875  | 1,081,221  | 670,111   | 866,080    | 1,620,959  |
| 三股町       |     | 0.2%   | 8,775       | 0          | 0          | 0          | 0         | 0         | 2,548      | 980        | 5,164      | 44         | 0         | 0          | 39         |
|           |     | 0.2%   | 453,625     | 0          | 0          | 0          | 0         | 0         | 79,439     | 50,921     | 143,506    | 151,200    | 0         | 0          | 28,560     |
| 西諸<br>県郡  |     | 13.7%  | 595,317     | 25,405     | 50,346     | 29,491     | 16,899    | 11,798    | 51,025     | 90,905     | 158,462    | 88,939     | 37,530    | 22,935     | 11,582     |
|           |     | 12.0%  | 26,326,021  | 1,133,840  | 2,403,799  | 1,250,594  | 750,885   | 497,415   | 1,701,042  | 4,161,534  | 7,652,691  | 3,760,632  | 1,446,657 | 932,227    | 634,704    |
| 県内        |     | 37.8%  | 1,637,797   | 323,738    | 263,023    | 122,876    | 43,113    | 23,486    | 75,856     | 130,710    | 188,184    | 95,058     | 88,142    | 87,501     | 196,110    |
|           |     | 31.4%  | 68,669,220  | 14,305,361 | 10,332,107 | 4,388,980  | 1,444,420 | 661,392   | 2,467,353  | 6,532,455  | 8,814,919  | 3,736,423  | 3,011,350 | 3,732,762  | 9,241,699  |
| 曾於市       |     | 6.2%   | 268,644     | 45,401     | 36,651     | 20,977     | 17,042    | 9,890     | 19,613     | 21,266     | 31,225     | 28,691     | 9,727     | 10,858     | 17,303     |
|           |     | 5.1%   | 11,179,410  | 2,927,450  | 1,188,534  | 530,193    | 449,341   | 280,230   | 669,612    | 1,048,053  | 1,331,480  | 1,442,677  | 227,567   | 325,071    | 759,201    |
| 霧島市       |     | 1.2%   | 51,016      | 16,796     | 7,602      | 560        | 184       | 1,056     | 2,271      | 8,479      | 10,304     | 1,836      | 0         | 224        | 1,704      |
|           |     | 1.5%   | 3,331,434   | 874,730    | 400,611    | 67,326     | 18,690    | 62,055    | 187,696    | 730,750    | 875,158    | 56,931     | 0         | 5,057      | 52,431     |
| 鹿児島<br>県内 |     | 6.4%   | 275,946     | 67,164     | 39,575     | 13,311     | 14,012    | 15,100    | 15,844     | 32,812     | 23,195     | 10,793     | 5,593     | 8,016      | 30,531     |
|           |     | 7.5%   | 16,364,478  | 4,188,023  | 2,022,216  | 567,276    | 648,603   | 591,616   | 766,819    | 2,027,657  | 1,678,298  | 1,157,120  | 249,373   | 376,520    | 2,090,957  |
| 熊本        |     | 8.1%   | 351,757     | 55,049     | 37,246     | 10,281     | 7,379     | 2,400     | 22,568     | 41,224     | 61,162     | 74,676     | 4,676     | 5,674      | 29,422     |
|           |     | 7.3%   | 15,876,632  | 2,984,560  | 2,460,919  | 375,900    | 241,534   | 85,770    | 728,104    | 1,724,033  | 2,645,504  | 3,053,660  | 147,500   | 215,750    | 1,213,399  |
| 大分        |     | 0.4%   | 19,103      | 2,376      | 1,742      | 725        | 466       | 148       | 312        | 1,220      | 5,004      | 3,300      | 920       | 1,478      | 1,412      |
|           |     | 1.4%   | 3,170,567   | 217,686    | 131,313    | 87,003     | 47,145    | 6,174     | 32,256     | 229,362    | 1,193,052  | 825,300    | 89,405    | 171,927    | 139,944    |
| 福岡        |     | 5.6%   | 242,368     | 20,869     | 25,052     | 17,967     | 25,405    | 5,350     | 11,342     | 44,577     | 30,092     | 18,908     | 8,521     | 13,913     | 20,372     |
|           |     | 14.0%  | 30,744,937  | 3,343,831  | 4,140,953  | 1,706,699  | 1,340,191 | 631,140   | 1,675,969  | 3,887,878  | 4,887,549  | 2,111,081  | 1,372,607 | 1,942,365  | 3,704,673  |
| 佐賀        |     | 2.4%   | 102,569     | 38,415     | 17,415     | 4,700      | 3,930     | 3,038     | 4,412      | 4,796      | 7,008      | 1,478      | 1,191     | 6,016      | 10,170     |
|           |     | 5.8%   | 12,764,147  | 4,925,968  | 2,605,867  | 617,696    | 564,722   | 457,918   | 371,515    | 508,788    | 687,605    | 126,340    | 98,658    | 467,288    | 1,331,782  |
| 長崎        |     | 0.0%   | 0           | 0          | 0          | 0          | 0         | 0         | 0          | 0          | 0          | 0          | 0         | 0          | 0          |
|           |     | 0.0%   | 0           | 0          | 0          | 0          | 0         | 0         | 0          | 0          | 0          | 0          | 0         | 0          | 0          |
| 沖縄        |     | 0.0%   | -22         | 0          | 0          | 0          | 0         | 0         | 0          | 0          | 0          | 0          | 0         | -22        | 0          |
|           |     | 0.0%   | -6,498      | 9          | 12         | 0          | 0         | 0         | 0          | 0          | 13         | 18         | 0         | -6,354     | -196       |
| その他<br>県外 |     | 2.6%   | 112,326     | 9,074      | 8,547      | 6,273      | 10,409    | 2,411     | 5,303      | 7,430      | 14,283     | 10,492     | 10,392    | 14,153     | 13,559     |
|           |     | 4.7%   | 10,350,097  | 593,190    | 732,718    | 553,491    | 660,117   | 111,511   | 712,063    | 735,542    | 1,076,461  | 1,914,720  | 869,059   | 1,138,509  | 1,252,716  |

### 輸入品目取扱グラフ（花き）

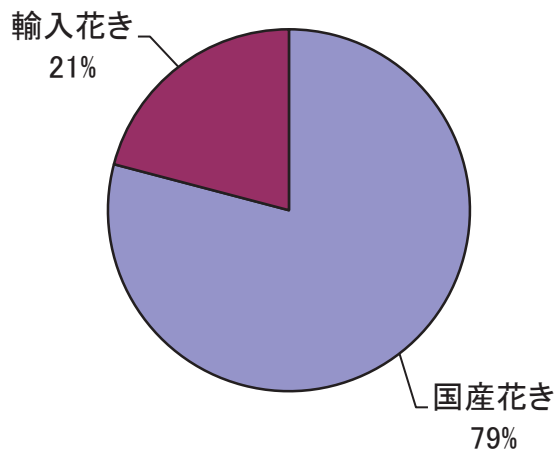
| 花き   | 取扱量        |
|------|------------|
| 合計   | 22,425,003 |
| 国産花き | 17,287,322 |
| 輸入花き | 5,137,681  |



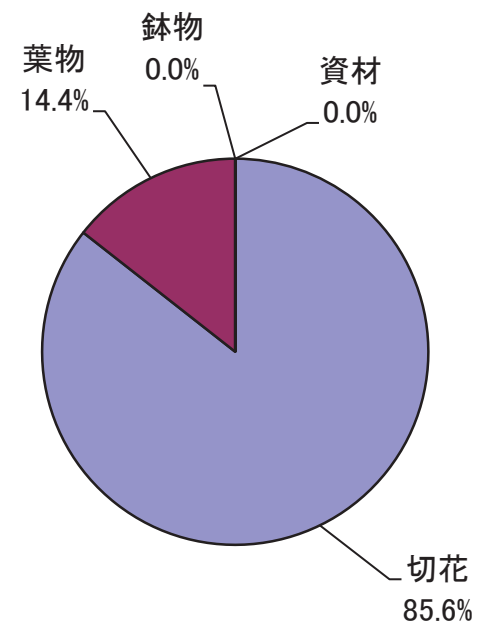
| 花き | 取扱量       |
|----|-----------|
| 合計 | 5,137,681 |
| 切花 | 4,450,243 |
| 葉物 | 687,438   |
| 鉢物 | 0         |
| 資材 | 0         |



| 花き   | 取扱金額(円)       |
|------|---------------|
| 合計   | 1,354,734,576 |
| 国産花き | 1,071,510,014 |
| 輸入花き | 283,224,562   |

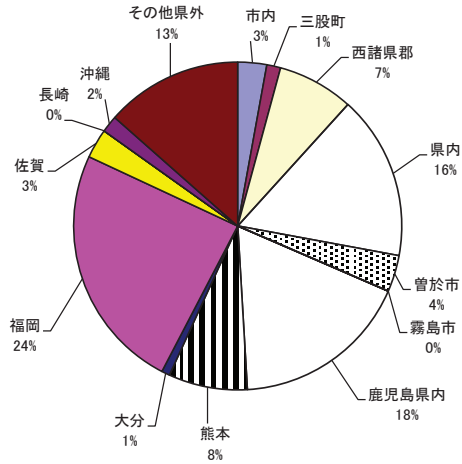


| 花き | 取扱金額(円)     |
|----|-------------|
| 合計 | 283,224,562 |
| 切花 | 242,402,127 |
| 葉物 | 40,822,435  |
| 鉢物 | 0           |
| 資材 | 0           |

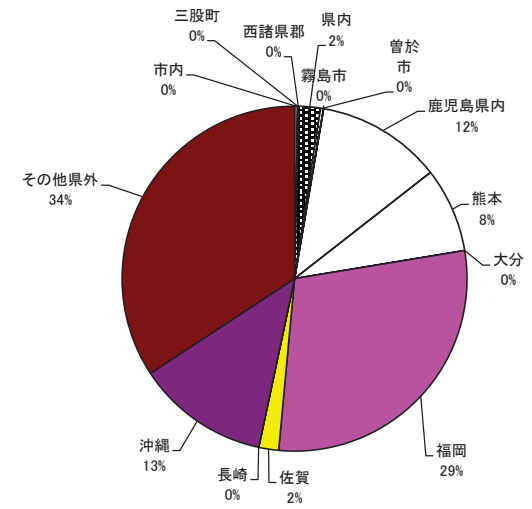


# 取扱品目産地別グラフ（花き）

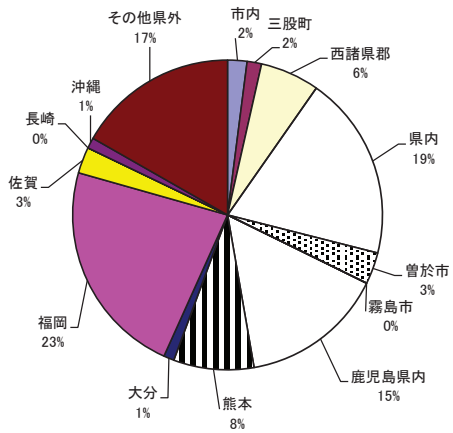
| 切花    | 数量（千本）   |
|-------|----------|
| 合計    | 16,210.9 |
| 市内    | 462.6    |
| 三股町   | 221.9    |
| 西諸県郡  | 1,216.0  |
| 県内    | 2,622.7  |
| 曾於市   | 583.5    |
| 霧島市   | 0.0      |
| 鹿児島県内 | 2,847.5  |
| 熊本    | 1,259.7  |
| 大分    | 131.2    |
| 福岡    | 3,938.4  |
| 佐賀    | 472.0    |
| 長崎    | 0.0      |
| 沖縄    | 269.0    |
| その他県外 | 2,186.4  |



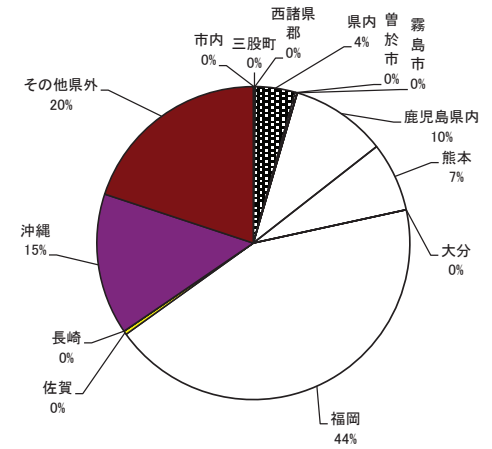
| 葉物    | 数量（千本）  |
|-------|---------|
| 合計    | 1,039.6 |
| 市内    | 3.1     |
| 三股町   | 0.0     |
| 西諸県郡  | 1.1     |
| 県内    | 21.0    |
| 曾於市   | 2.9     |
| 霧島市   | 0.0     |
| 鹿児島県内 | 122.1   |
| 熊本    | 82.7    |
| 大分    | 0.0     |
| 福岡    | 302.3   |
| 佐賀    | 19.4    |
| 長崎    | 0.0     |
| 沖縄    | 129.0   |
| その他県外 | 356.1   |



| 切花    | 金額（千円）    |
|-------|-----------|
| 合計    | 937,502.4 |
| 市内    | 18,991.2  |
| 三股町   | 14,161.0  |
| 西諸県郡  | 57,885.4  |
| 県内    | 180,348.3 |
| 曾於市   | 31,053.8  |
| 霧島市   | 0.0       |
| 鹿児島県内 | 140,683.3 |
| 熊本    | 78,603.8  |
| 大分    | 10,202.8  |
| 福岡    | 212,346.3 |
| 佐賀    | 25,704.5  |
| 長崎    | 0.0       |
| 沖縄    | 10,378.6  |
| その他県外 | 157,143.5 |



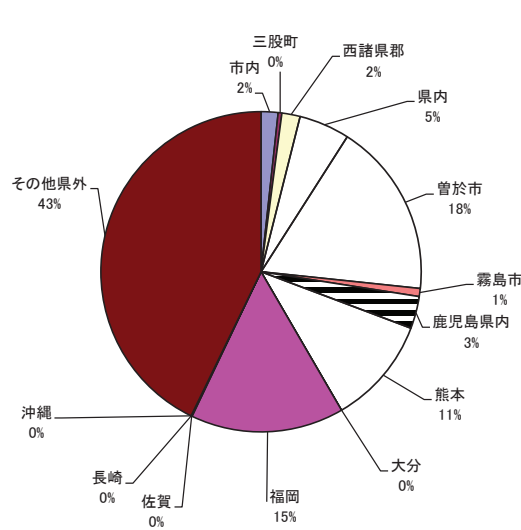
| 葉物    | 金額（千円）   |
|-------|----------|
| 合計    | 42,366.7 |
| 市内    | 52.3     |
| 三股町   | 0.0      |
| 西諸県郡  | 39.8     |
| 県内    | 1,736.9  |
| 曾於市   | 94.0     |
| 霧島市   | 0.0      |
| 鹿児島県内 | 4,191.5  |
| 熊本    | 3,029.6  |
| 大分    | 0.0      |
| 福岡    | 18,435.4 |
| 佐賀    | 162.6    |
| 長崎    | 0.0      |
| 沖縄    | 6,180.6  |
| その他県外 | 8,443.9  |



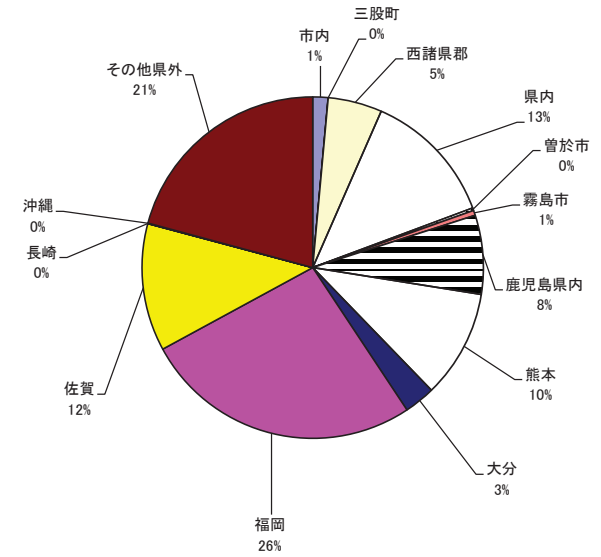


## 取扱品目産地別グラフ（鉢物）

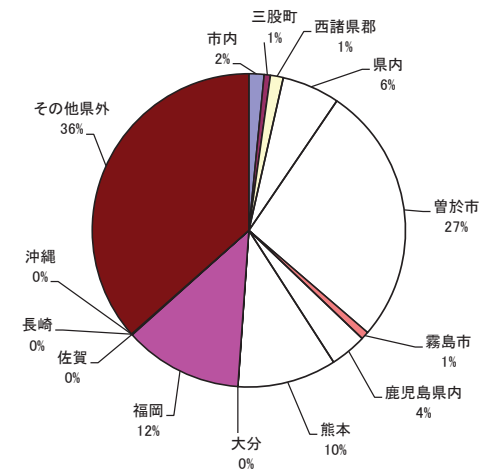
| 枝物    | 数量（千本） |
|-------|--------|
| 合計    | 547.1  |
| 市内    | 9.4    |
| 三股町   | 2.1    |
| 西諸県郡  | 10.1   |
| 県内    | 28.0   |
| 曾於市   | 96.4   |
| 霧島市   | 4.4    |
| 鹿児島県内 | 17.8   |
| 熊本    | 59.6   |
| 大分    | 0.0    |
| 福岡    | 84.6   |
| 佐賀    | 0.5    |
| 長崎    | 0.0    |
| 沖縄    | 0.1    |
| その他県外 | 234.2  |



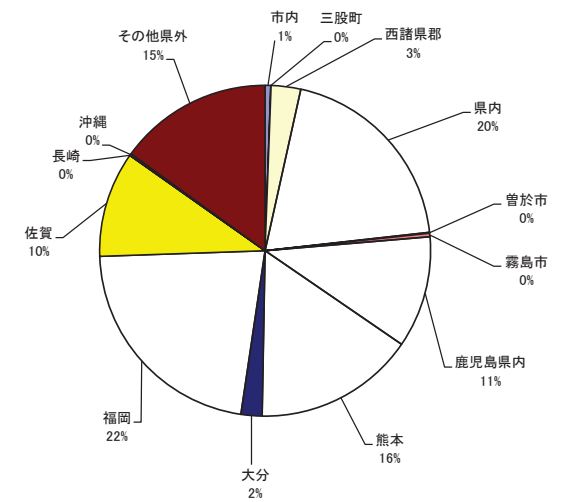
| 鉢物    | 数量（千本） |
|-------|--------|
| 合計    | 411.1  |
| 市内    | 5.9    |
| 三股町   | 0.1    |
| 西諸県郡  | 21.0   |
| 県内    | 52.4   |
| 曾於市   | 1.0    |
| 霧島市   | 2.0    |
| 鹿児島県内 | 30.7   |
| 熊本    | 42.1   |
| 大分    | 12.0   |
| 福岡    | 108.8  |
| 佐賀    | 49.7   |
| 長崎    | 0.0    |
| 沖縄    | 0.2    |
| その他県外 | 85.5   |



| 枝物    | 金額（千円）   |
|-------|----------|
| 合計    | 48,863.6 |
| 市内    | 763.8    |
| 三股町   | 314.2    |
| 西諸県郡  | 649.5    |
| 県内    | 2,911.1  |
| 曾於市   | 13,104.8 |
| 霧島市   | 396.0    |
| 鹿児島県内 | 1,844.8  |
| 熊本    | 4,995.5  |
| 大分    | 0.0      |
| 福岡    | 5,988.5  |
| 佐賀    | 48.3     |
| 長崎    | 0.0      |
| 沖縄    | 2.1      |
| その他県外 | 17,845.1 |



| 鉢物    | 金額（千円）    |
|-------|-----------|
| 合計    | 195,552.6 |
| 市内    | 1,083.1   |
| 三股町   | 60.4      |
| 西諸県郡  | 5,643.9   |
| 県内    | 38,636.8  |
| 曾於市   | 165.6     |
| 霧島市   | 665.7     |
| 鹿児島県内 | 21,345.6  |
| 熊本    | 30,732.5  |
| 大分    | 4,013.4   |
| 福岡    | 43,259.7  |
| 佐賀    | 20,185.1  |
| 長崎    | 0.0       |
| 沖縄    | 357.8     |
| その他県外 | 29,403.0  |



品目別：月別取扱高10位（花き）

| 数量  |     | 単位：本      |         |         |         |         |         |         |         |         |         |         |         |         |  |
|-----|-----|-----------|---------|---------|---------|---------|---------|---------|---------|---------|---------|---------|---------|---------|--|
| 順位  |     | 年間        | 4月      | 5月      | 6月      | 7月      | 8月      | 9月      | 10月     | 11月     | 12月     | 1月      | 2月      | 3月      |  |
| 1位  | 品目名 | 大菊        | スプレー菊   | 大菊      | スプレー菊   | 大菊      | 大菊      | 大菊      | 大菊      | スプレー菊   | 大菊      | 大菊      | スプレー菊   | スプレー菊   |  |
|     | 数量  | 3,784,723 | 345,305 | 284,640 | 240,870 | 352,880 | 470,450 | 340,820 | 306,110 | 283,000 | 472,940 | 289,250 | 276,640 | 365,572 |  |
| 2位  | 品目名 | スプレー菊     | 大菊      | スプレー菊   | 大菊      | スプレー菊   | スプレー菊   | スプレー菊   | スプレー菊   | 大菊      | スプレー菊   | スプレー菊   | 大菊      | 大菊      |  |
|     | 数量  | 3,771,164 | 265,020 | 281,810 | 229,830 | 319,174 | 361,400 | 303,150 | 242,240 | 265,823 | 463,643 | 288,360 | 235,070 | 271,890 |  |
| 3位  | 品目名 | バラ        | バラ      | バラ      | バラ      | バラ      | 小菊      | 小菊      | 小菊      | 鹿子百合    | 小菊      | スイトピー   | スイトピー   | スイトピー   |  |
|     | 数量  | 775,311   | 81,187  | 89,095  | 76,635  | 90,793  | 128,177 | 88,740  | 81,495  | 60,419  | 80,990  | 70,480  | 86,750  | 95,800  |  |
| 4位  | 品目名 | 小菊        | スターチス   | スターチス   | 鹿子百合    | 小菊      | リンドウ    | リンドウ    | バラ      | バラ      | 鹿子百合    | バラ      | 鹿子百合    | スターチス   |  |
|     | 数量  | 658,561   | 61,260  | 52,290  | 46,495  | 55,985  | 114,430 | 68,580  | 68,143  | 55,578  | 74,864  | 47,731  | 38,968  | 51,775  |  |
| 5位  | 品目名 | 鹿子百合      | スイトピー   | ガーベラ    | トルコ桔梗   | 鹿子百合    | 鹿子百合    | バラ      | 鹿子百合    | トルコ桔梗   | スイトピー   | デンファール  | バラ      | バラ      |  |
|     | 数量  | 644,300   | 48,190  | 51,462  | 44,045  | 51,048  | 73,448  | 67,901  | 60,583  | 46,351  | 52,707  | 47,075  | 34,409  | 54,306  |  |
| 6位  | 品目名 | トルコ桔梗     | ガーベラ    | 鹿子百合    | カーネーション | トルコ桔梗   | バラ      | 鹿子百合    | デンファール  | ガーベラ    | カーネーション | 小菊      | ストック    | ストック    |  |
|     | 数量  | 456,700   | 42,339  | 47,455  | 27,440  | 44,734  | 62,848  | 67,029  | 45,540  | 37,117  | 51,354  | 39,835  | 34,028  | 51,205  |  |
| 7位  | 品目名 | カーネーション   | 鹿子百合    | カーネーション | ガーベラ    | カーネーション | トルコ桔梗   | デンファール  | トルコ桔梗   | 小菊      | スターチス   | 鹿子百合    | スターチス   | 鹿子百合    |  |
|     | 数量  | 449,640   | 36,850  | 36,984  | 25,595  | 38,395  | 62,521  | 49,355  | 43,993  | 35,165  | 51,145  | 39,386  | 31,730  | 47,755  |  |
| 8位  | 品目名 | スターチス     | 宿根カスミ草  | 小菊      | 小菊      | スターチス   | カーネーション | カーネーション | リンドウ    | カーネーション | バラ      | ストック    | デンファール  | ガーベラ    |  |
|     | 数量  | 387,395   | 28,235  | 26,322  | 16,462  | 26,030  | 55,542  | 48,940  | 41,110  | 34,592  | 46,685  | 32,045  | 30,970  | 46,805  |  |
| 9位  | 品目名 | デンファール    | 金魚草     | トルコ桔梗   | スターチス   | リンドウ    | デンファール  | トルコ桔梗   | カーネーション | デンファール  | トルコ桔梗   | スターチス   | 小菊      | チューリップ  |  |
|     | 数量  | 354,070   | 26,278  | 25,545  | 15,970  | 19,340  | 39,250  | 47,007  | 39,254  | 34,030  | 35,824  | 31,225  | 29,240  | 37,650  |  |
| 10位 | 品目名 | ガーベラ      | 小菊      | 宿根カスミ草  | デンファール  | ガーベラ    | ガーベラ    | ガーベラ    | ガーベラ    | スターチス   | 宿根カスミ草  | トルコ桔梗   | トルコ桔梗   | 宿根カスミ草  |  |
|     | 数量  | 377,955   | 25,520  | 21,809  | 14,305  | 16,415  | 34,980  | 17,709  | 34,157  | 28,770  | 32,205  | 28,129  | 28,611  | 46,965  |  |

| 金額  |     | 単位：円        |            |            |            |            |            |            |            |            |            |            |            |            |  |
|-----|-----|-------------|------------|------------|------------|------------|------------|------------|------------|------------|------------|------------|------------|------------|--|
| 順位  |     | 年間          | 4月         | 5月         | 6月         | 7月         | 8月         | 9月         | 10月        | 11月        | 12月        | 1月         | 2月         | 3月         |  |
| 1位  | 品目名 | 大菊          | 大菊         | スプレー菊      | スプレー菊      | スプレー菊      | 大菊         | 大菊         | 大菊         | 大菊         | 大菊         | 大菊         | 大菊         | スプレー菊      |  |
|     | 金額  | 197,745,854 | 13,888,098 | 11,880,146 | 14,378,427 | 18,420,140 | 25,129,356 | 16,517,193 | 17,957,142 | 12,477,980 | 25,247,618 | 14,165,183 | 15,621,218 | 19,234,520 |  |
| 2位  | 品目名 | スプレー菊       | スプレー菊      | 大菊         | 大菊         | 大菊         | スプレー菊      | スプレー菊      | スプレー菊      | スプレー菊      | スプレー菊      | スプレー菊      | スプレー菊      | 大菊         |  |
|     | 金額  | 187,971,367 | 13,038,081 | 10,329,911 | 11,084,745 | 17,918,255 | 20,762,485 | 16,145,955 | 14,804,202 | 11,267,655 | 22,714,976 | 12,359,508 | 12,965,274 | 17,409,158 |  |
| 3位  | 品目名 | 鹿子百合        | 鹿子百合       | 鹿子百合       | 鹿子百合       | 鹿子百合       | 鹿子百合       | 鹿子百合       | 鹿子百合       | 鹿子百合       | 鹿子百合       | スターチス      | 鹿子百合       | 鹿子百合       |  |
|     | 金額  | 102,258,989 | 6,025,304  | 7,527,114  | 6,678,357  | 6,805,360  | 11,874,912 | 9,027,029  | 8,655,610  | 7,239,136  | 12,519,864 | 7,389,953  | 8,876,133  | 10,301,093 |  |
| 4位  | 品目名 | トルコ桔梗       | バラ         | バラ         | トルコ桔梗      | トルコ桔梗      | リンドウ       | トルコ桔梗      | トルコ桔梗      | トルコ桔梗      | バラ         | 鹿子百合       | トルコ桔梗      | バラ         |  |
|     | 金額  | 47,581,700  | 3,713,252  | 4,610,121  | 3,724,497  | 4,831,313  | 6,236,066  | 4,993,139  | 4,857,962  | 4,173,698  | 4,724,276  | 6,729,077  | 3,579,524  | 5,769,845  |  |
| 5位  | 品目名 | バラ          | トルコ桔梗      | カーネーション    | バラ         | バラ         | トルコ桔梗      | バラ         | バラ         | バラ         | スターチス      | バラ         | バラ         | スターチス      |  |
|     | 金額  | 46,455,726  | 2,528,369  | 2,338,760  | 3,643,952  | 3,504,601  | 5,817,194  | 4,107,826  | 4,126,663  | 3,321,817  | 4,172,133  | 3,093,174  | 3,343,610  | 4,525,091  |  |
| 6位  | 品目名 | スターチス       | スターチス      | トルコ桔梗      | カーネーション    | 小菊         | 小菊         | リンドウ       | 小菊         | スターチス      | トルコ桔梗      | トルコ桔梗      | スターチス      | トルコ桔梗      |  |
|     | 金額  | 29,286,595  | 2,122,134  | 2,273,082  | 1,402,485  | 2,041,174  | 4,594,784  | 3,387,431  | 3,201,975  | 1,552,425  | 3,927,630  | 3,006,885  | 2,917,530  | 3,868,410  |  |
| 7位  | 品目名 | 小菊          | 宿根カスミ草     | スターチス      | 小菊         | スターチス      | カーネーション    | 小菊         | リンドウ       | カーネーション    | 小菊         | ストック       | ストック       | ストック       |  |
|     | 金額  | 24,066,226  | 1,608,731  | 1,581,563  | 743,621    | 1,783,341  | 2,585,793  | 3,212,486  | 2,137,811  | 1,452,003  | 2,983,922  | 2,405,078  | 2,892,209  | 3,442,047  |  |
| 8位  | 品目名 | カーネーション     | カーネーション    | 宿根カスミ草     | スターチス      | カーネーション    | バラ         | カーネーション    | カーネーション    | 宿根カスミ草     | 鉄砲百合       | 宿根カスミ草     | スイトピー      | 宿根カスミ草     |  |
|     | 金額  | 21,878,246  | 1,216,740  | 1,366,528  | 738,239    | 1,782,848  | 2,496,593  | 2,110,332  | 2,064,043  | 1,402,669  | 2,529,314  | 1,887,874  | 2,258,393  | 3,574,043  |  |
| 9位  | 品目名 | 宿根カスミ草      | ガーベラ       | ガーベラ       | デンファール     | リンドウ       | 鉄砲百合       | デンファール     | デンファール     | 小菊         | カーネーション    | スイトピー      | 宿根カスミ草     | スイトピー      |  |
|     | 金額  | 16,720,520  | 937,099    | 1,075,489  | 665,648    | 982,233    | 2,006,860  | 1,491,735  | 1,457,479  | 1,273,430  | 2,432,645  | 1,704,413  | 1,879,001  | 2,588,355  |  |
| 10位 | 品目名 | リンドウ        | 小菊         | 小菊         | 鉄砲百合       | シンビジューム    | デンファール     | 鉄砲百合       | ガーベラ       | ストック       | ストック       | デンファール     | 小菊         | チューリップ     |  |
|     | 金額  | 12,932,582  | 812,070    | 759,717    | 623,553    | 716,783    | 1,586,393  | 663,395    | 1,067,829  | 1,036,602  | 2,418,119  | 1,245,531  | 1,441,010  | 2,052,981  |  |

主要品目・月別平均単価（花き）

単位：円/本

| 品目名     | 年次  | 平均    | 4月  | 5月  | 6月  | 7月  | 8月  | 9月  | 10月 | 11月 | 12月 | 1月  | 2月  | 3月  | 品目名    | 年次  | 平均    | 4月  | 5月  | 6月 | 7月  | 8月  | 9月  | 10月 | 11月 | 12月 | 1月  | 2月  | 3月  |
|---------|-----|-------|-----|-----|-----|-----|-----|-----|-----|-----|-----|-----|-----|-----|--------|-----|-------|-----|-----|----|-----|-----|-----|-----|-----|-----|-----|-----|-----|
| 大菊      | 20年 | 54.0  | 59  | 52  | 40  | 44  | 61  | 50  | 60  | 65  | 54  | 57  | 48  | 57  | スイトピー  | 20年 | 19.4  | 14  | -   | -  | -   | -   | -   | -   | 21  | 21  | 20  | 18  | 22  |
|         | 21年 | 52.5  | 54  | 50  | 49  | 44  | 50  | 47  | 53  | 51  | 57  | 60  | 51  | 64  |        | 21年 | 20.3  | 15  | -   | -  | -   | -   | -   | -   | -   | 22  | 24  | -   | 20  |
|         | 22年 | 55.5  | 63  | 53  | 55  | 60  | 58  | 53  | 51  | 64  | 50  | 56  | 48  | 55  |        | 22年 | 15.0  | 16  | -   | -  | -   | -   | -   | -   | 10  | 15  | 19  | 18  | 12  |
|         | 23年 | 52.3  | 52  | 36  | 48  | 51  | 53  | 48  | 59  | 47  | 53  | 49  | 66  | 64  |        | 23年 | 18.9  | 7   | -   | -  | -   | -   | -   | -   | 10  | 19  | 24  | 26  | 27  |
|         | 24年 | 52.3  | 52  | 36  | 48  | 51  | 53  | 48  | 59  | 47  | 53  | 49  | 66  | 64  |        | 24年 | 18.9  | 7   | -   | -  | -   | -   | -   | -   | 10  | 19  | 24  | 26  | 27  |
| 小菊      | 20年 | 33.5  | 37  | 29  | 31  | 32  | 42  | 29  | 40  | 47  | 32  | 14  | 31  | 37  | スターチス  | 20年 | 63.0  | 40  | 35  | 56 | 54  | 59  | 55  | 72  | 64  | 78  | 83  | 80  | 78  |
|         | 21年 | 32.1  | 33  | 29  | 32  | 28  | 33  | 32  | 24  | 23  | 30  | 32  | 46  | 43  |        | 21年 | 62.3  | 35  | 37  | 35 | 61  | 75  | 63  | 69  | -   | -   | 84  | 77  | 85  |
|         | 22年 | 38.5  | 34  | 39  | 35  | 53  | 45  | 39  | 31  | 32  | 40  | 35  | 42  | 38  |        | 22年 | 61.5  | 50  | 46  | 42 | 71  | 67  | 59  | 34  | 73  | -   | 92  | 84  | 59  |
|         | 23年 | 36.7  | 32  | 29  | 45  | 36  | 36  | 36  | 39  | 36  | 37  | 27  | 49  | 38  |        | 23年 | 77.3  | 35  | 30  | 46 | 69  | 73  | 62  | 61  | 54  | 82  | 237 | 92  | 87  |
|         | 24年 | 36.7  | 32  | 29  | 45  | 36  | 36  | 36  | 39  | 36  | 37  | 27  | 49  | 38  |        | 24年 | 77.3  | 35  | 30  | 46 | 69  | 73  | 62  | 61  | 54  | 82  | 237 | 92  | 87  |
| カーネーション | 20年 | 54.0  | 61  | 79  | 40  | 38  | 51  | 51  | 54  | 56  | 57  | 53  | 49  | 58  | ストック   | 20年 | 49.6  | 46  | 32  | 48 | 63  | 0   | 0   | 73  | 80  | 79  | 62  | 48  | 63  |
|         | 21年 | 45.7  | 49  | 66  | 39  | 37  | 53  | 46  | 39  | 34  | 48  | 45  | 41  | 53  |        | 21年 | 61.5  | 50  | 35  | 75 | -   | -   | -   | 56  | 59  | 74  | 68  | 75  | 61  |
|         | 22年 | 43.9  | 44  | 50  | 38  | 44  | 42  | 45  | 46  | 44  | 39  | 49  | 45  | 43  |        | 22年 | 57.0  | 58  | 61  | 42 | -   | -   | 32  | 57  | 63  | 68  | 78  | 65  | 47  |
|         | 23年 | 48.8  | 49  | 63  | 51  | 46  | 47  | 43  | 53  | 42  | 47  | 42  | 48  | 53  |        | 23年 | 65.7  | 32  | 45  | -  | -   | -   | -   | 69  | 60  | 92  | 75  | 85  | 67  |
|         | 24年 | 48.8  | 49  | 63  | 51  | 46  | 47  | 43  | 53  | 42  | 47  | 42  | 48  | 53  |        | 24年 | 65.7  | 32  | 45  | -  | -   | -   | -   | 69  | 60  | 92  | 75  | 85  | 67  |
| バラ      | 20年 | 58.6  | 48  | 54  | 44  | 37  | 41  | 53  | 61  | 57  | 77  | 71  | 70  | 92  | トルコ桔梗  | 20年 | 91.9  | 144 | 106 | 66 | 64  | 71  | 78  | 83  | 91  | 91  | 89  | 99  | 121 |
|         | 21年 | 57.0  | 49  | 50  | 39  | 32  | 35  | 52  | 46  | 62  | 75  | 67  | 78  | 97  |        | 21年 | 88.8  | 97  | 90  | 52 | 75  | 98  | 75  | 69  | 69  | 96  | 98  | 132 | 113 |
|         | 22年 | 61.5  | 58  | 49  | 38  | 42  | 36  | 65  | 63  | 69  | 74  | 73  | 92  | 81  |        | 22年 | 98.8  | 90  | 103 | 74 | 105 | 77  | 82  | 100 | 97  | 127 | 103 | 117 | 110 |
|         | 23年 | 64.5  | 46  | 52  | 48  | 39  | 40  | 60  | 61  | 60  | 101 | 65  | 97  | 106 |        | 23年 | 106.6 | 101 | 89  | 85 | 108 | 93  | 106 | 110 | 90  | 110 | 107 | 125 | 155 |
|         | 24年 | 64.5  | 46  | 52  | 48  | 39  | 40  | 60  | 61  | 60  | 101 | 65  | 97  | 106 |        | 24年 | 106.6 | 101 | 89  | 85 | 108 | 93  | 106 | 110 | 90  | 110 | 107 | 125 | 155 |
| チューリップ  | 20年 | 52.2  | 35  | 60  | -   | -   | -   | -   | 36  | 71  | 63  | 48  | 47  | 57  | ガーベラ   | 20年 | 31.8  | 28  | 23  | 22 | 24  | 20  | 27  | 38  | 38  | 40  | 34  | 34  | 54  |
|         | 21年 | 60.7  | 48  | -   | -   | -   | -   | -   | 84  | 65  | 66  | 52  | 49  | 61  |        | 21年 | 27.4  | 26  | 24  | 24 | 21  | 17  | 23  | 22  | 32  | 29  | 33  | 32  | 48  |
|         | 22年 | 50.7  | 47  | 35  | -   | -   | -   | -   | -   | 71  | 58  | 51  | 48  | 44  |        | 22年 | 27.4  | 33  | 25  | 20 | 21  | 16  | 21  | 32  | 39  | 29  | 27  | 35  | 32  |
|         | 23年 | 44.0  | 20  | -   | -   | -   | -   | -   | 34  | 43  | 60  | 45  | 52  | 55  |        | 23年 | 28.6  | 22  | 21  | 21 | 23  | 11  | 21  | 31  | 24  | 42  | 35  | 40  | 53  |
|         | 24年 | 44.0  | 20  | -   | -   | -   | -   | -   | 34  | 43  | 60  | 45  | 52  | 55  |        | 24年 | 28.6  | 22  | 21  | 21 | 23  | 11  | 21  | 31  | 24  | 42  | 35  | 40  | 53  |
| フリージア   | 20年 | 38.7  | 27  | -   | 37  | -   | -   | -   | -   | 44  | 59  | 43  | 31  | 30  | 宿根カスミ草 | 20年 | 87.4  | 46  | 62  | 83 | 78  | 166 | 145 | 111 | 90  | 89  | 67  | 47  | 64  |
|         | 21年 | 33.1  | 29  | -   | -   | -   | -   | 46  | -   | 30  | 34  | 37  | 33  | 24  |        | 21年 | 79.9  | 41  | 48  | 69 | 83  | 164 | 179 | 65  | 46  | 76  | 73  | 57  | 58  |
|         | 22年 | 29.9  | 1   | -   | -   | -   | -   | 43  | 42  | 32  | 31  | 33  | 36  | 21  |        | 22年 | 89.6  | 51  | 53  | 75 | 103 | 180 | 112 | 140 | 85  | 64  | 87  | 66  | 60  |
|         | 23年 | 39.4  | 16  | -   | -   | -   | -   | 47  | 50  | 36  | 40  | 49  | 40  | 37  |        | 23年 | 87.6  | 57  | 63  | 63 | 132 | 151 | 120 | 112 | 54  | 68  | 86  | 71  | 76  |
|         | 24年 | 39.4  | 16  | -   | -   | -   | -   | 47  | 50  | 36  | 40  | 49  | 40  | 37  |        | 24年 | 87.6  | 57  | 63  | 63 | 132 | 151 | 120 | 112 | 54  | 68  | 86  | 71  | 76  |
| 鉄砲百合    | 20年 | 76.4  | 66  | 61  | 54  | 34  | 69  | 80  | 98  | 78  | 111 | 88  | 84  | 92  | リンドウ   | 20年 | 44.4  | -   | -   | 54 | 44  | 47  | 39  | 45  | 45  | -   | -   | 37  | -   |
|         | 21年 | 78.4  | 71  | 68  | 72  | 68  | 77  | 71  | 53  | 95  | 107 | 80  | 87  | 91  |        | 21年 | 46.3  | -   | -   | 53 | -   | 44  | 42  | 45  | 47  | -   | -   | -   | -   |
|         | 22年 | 90.2  | 90  | 85  | 78  | 71  | 72  | 74  | 125 | 132 | 123 | 62  | 90  | 80  |        | 22年 | 47.4  | -   | -   | 49 | 61  | 53  | 56  | 46  | 51  | 16  | -   | -   | -   |
|         | 23年 | 75.7  | 56  | 53  | 65  | 56  | 59  | 72  | 103 | 106 | 122 | 62  | 63  | 90  |        | 23年 | 51.2  | -   | -   | 49 | 51  | 54  | 49  | 52  | 52  | -   | -   | -   | -   |
|         | 24年 | 75.7  | 56  | 53  | 65  | 56  | 59  | 72  | 103 | 106 | 122 | 62  | 63  | 90  |        | 24年 | 51.2  | -   | -   | 49 | 51  | 54  | 49  | 52  | 52  | -   | -   | -   | -   |
| 鹿子百合    | 20年 | 166.3 | 190 | 158 | 110 | 105 | 157 | 142 | 153 | 146 | 176 | 216 | 203 | 241 | デンファール | 20年 | 38.1  | 48  | 41  | 48 | 47  | 41  | 30  | 31  | 29  | 43  | 38  | 25  | 36  |
|         | 21年 | 177.6 | 178 | 183 | 141 | 144 | 171 | 172 | 168 | 149 | 187 | 197 | 225 | 217 |        | 21年 | 37.8  | 36  | 44  | 56 | 45  | 43  | 33  | 28  | 24  | 46  | 28  | 25  | 46  |
|         | 22年 | 192.8 | 216 | 213 | 173 | 170 | 163 | 145 | 218 | 232 | 205 | 195 | 212 | 173 |        | 22年 | 33.5  | 35  | 39  | 48 | 43  | 37  | 38  | 29  | 24  | 28  | 21  | 31  | 29  |
|         | 23年 | 161.6 | 164 | 159 | 144 | 133 | 162 | 135 | 143 | 120 | 167 | 171 | 228 | 216 |        | 23年 | 40.5  | 39  | 44  | 47 | 49  | 40  | 30  | 32  | 30  | 61  | 26  | 31  | 55  |
|         | 24年 | 161.6 | 164 | 159 | 144 | 133 | 162 | 135 | 143 | 120 | 167 | 171 | 228 | 216 |        | 24年 | 40.5  | 39  | 44  | 47 | 49  | 40  | 30  | 32  | 30  | 61  | 26  | 31  | 55  |

主要品目・月別平均単価（花き）

単位：円/本

| 品目名    | 年次  | 平均    | 4月  | 5月  | 6月  | 7月  | 8月  | 9月  | 10月 | 11月 | 12月 | 1月  | 2月  | 3月  | 品目名      | 年次  | 平均      | 4月    | 5月    | 6月    | 7月    | 8月    | 9月    | 10月   | 11月   | 12月   | 1月    | 2月    | 3月    |
|--------|-----|-------|-----|-----|-----|-----|-----|-----|-----|-----|-----|-----|-----|-----|----------|-----|---------|-------|-------|-------|-------|-------|-------|-------|-------|-------|-------|-------|-------|
| 玉シダ    | 20年 | 5.1   | 3   | 4   | 2   | 6   | 17  | 5   | 3   | 5   | 1   | 3   | 8   | 5   | シクラメン    | 20年 | 425.2   | -     | -     | -     | -     | -     | 137   | 407   | 534   | 761   | 287   | -     | -     |
|        | 21年 | 6.9   | 5   | 4   | 9   | 19  | -   | 4   | -   | 2   | 2   | 4   | 9   | 11  |          | 21年 | 364.8   | -     | -     | -     | -     | -     | 130   | 335   | 487   | 647   | 327   | 263   | -     |
|        | 22年 | 6.6   | 5   | 9   | 3   | 16  | -   | 4   | 1   | 2   | 1   | 8   | 13  | 9   |          | 22年 | 358.8   | -     | -     | -     | -     | -     | 172   | 277   | 498   | 736   | 366   | 105   | -     |
|        | 23年 | 7.9   | 5   | 4   | 16  | -   | -   | 3   | 2   | -   | -   | 11  | 12  | 10  |          | 23年 | 311.8   | -     | -     | -     | -     | -     | 162   | 312   | 397   | 630   | 275   | -     | 94    |
|        | 24年 | 7.9   | 5   | 4   | 16  | -   | -   | 3   | 2   | -   | -   | 11  | 12  | 10  |          | 24年 | 311.8   | -     | -     | -     | -     | -     | 162   | 312   | 397   | 630   | 275   | -     | 94    |
| ドラセナ   | 20年 | 58.2  | 61  | 63  | 65  | 61  | 69  | 56  | 53  | 49  | 57  | 45  | 59  | 60  | シヤコバ草ポテン | 20年 | 453.5   | 338   | -     | -     | -     | 551   | 526   | 424   | 339   | 825   | -     | 305   | 321   |
|        | 21年 | 54.8  | 59  | 53  | 58  | 55  | 66  | 55  | 48  | 49  | 61  | 46  | 53  | 54  |          | 21年 | 433.1   | 321   | -     | -     | -     | 492   | 518   | 449   | 486   | 472   | -     | -     | 294   |
|        | 22年 | 56.0  | 50  | 54  | 53  | 61  | 63  | 62  | 50  | 47  | 55  | 58  | 61  | 56  |          | 22年 | 435.9   | 265   | -     | -     | -     | 566   | 584   | 574   | 437   | 382   | -     | -     | 242   |
|        | 23年 | 58.1  | 55  | 52  | 69  | 63  | 63  | 63  | 57  | 49  | 57  | 56  | 54  | 59  |          | 23年 | 420.1   | 243   | -     | -     | -     | 525   | 532   | 719   | 390   | 508   | 158   | -     | 287   |
|        | 24年 | 58.1  | 55  | 52  | 69  | 63  | 63  | 63  | 57  | 49  | 57  | 56  | 54  | 59  |          | 24年 | 420.1   | 243   | -     | -     | -     | 525   | 532   | 719   | 390   | 508   | 158   | -     | 287   |
| レザーファン | 20年 | 22.6  | 26  | 19  | 16  | 17  | 26  | 24  | 23  | 27  | 19  | 24  | 25  | 26  | シンビジューム  | 20年 | 1,515.1 | 1,253 | 1,054 | -     | -     | -     | 2,409 | 1,723 | 1,497 | 1,759 | 1,366 | 1,255 | 1,320 |
|        | 21年 | 21.8  | 22  | 23  | 20  | 14  | 23  | 22  | 17  | 22  | 28  | 24  | 22  | 25  |          | 21年 | 1,799.5 | 1,052 | -     | -     | 1,316 | -     | 2,768 | 1,720 | 1,694 | 1,851 | 1,351 | 1,645 | 2,799 |
|        | 22年 | 22.7  | 20  | 19  | 12  | 18  | 27  | 23  | 23  | 25  | 28  | 28  | 24  | 26  |          | 22年 | 2,015.5 | 2,388 | 2,713 | -     | -     | -     | 1,685 | 1,928 | 2,017 | 2,319 | 1,470 | 1,934 | 1,686 |
|        | 23年 | 21.4  | 22  | 16  | 14  | 19  | 21  | 22  | 19  | 22  | 27  | 24  | 25  | 27  |          | 23年 | 1,524.2 | 840   | 735   | -     | -     | -     | -     | 1,565 | 1,837 | 2,536 | 1,295 | 1,560 | 1,827 |
|        | 24年 | 21.4  | 22  | 16  | 14  | 19  | 21  | 22  | 19  | 22  | 27  | 24  | 25  | 27  |          | 24年 | 1,524.2 | 840   | 735   | -     | -     | -     | -     | 1,565 | 1,837 | 2,536 | 1,295 | 1,560 | 1,827 |
| ロベレニ   | 20年 | 22.8  | 27  | 28  | 21  | 23  | 34  | 21  | 17  | 13  | 11  | 30  | 24  | 24  | ゼラニューム   | 20年 | 257.7   | 241   | 178   | 135   | 210   | -     | -     | 360   | 198   | 242   | 365   | 322   | 326   |
|        | 21年 | 22.6  | 26  | 23  | 24  | 18  | 29  | 17  | 14  | 18  | 24  | 22  | 26  | 30  |          | 21年 | 252.4   | 227   | 242   | 252   | 214   | -     | 147   | 214   | 286   | 180   | 321   | 358   | 335   |
|        | 22年 | 24.8  | 28  | 23  | 24  | 20  | 28  | 17  | 16  | 24  | 25  | 29  | 30  | 34  |          | 22年 | 318.9   | 257   | 416   | 305   | 305   | 305   | -     | 305   | 390   | 197   | 316   | 388   | 326   |
|        | 23年 | 24.4  | 31  | 26  | 29  | 30  | 30  | 19  | 21  | 20  | 28  | 20  | 22  | 18  |          | 23年 | 247.8   | 274   | 229   | 281   | 326   | 158   | 242   | 168   | 83    | 136   | 354   | 342   | 381   |
|        | 24年 | 24.4  | 31  | 26  | 29  | 30  | 30  | 19  | 21  | 20  | 28  | 20  | 22  | 18  |          | 24年 | 247.8   | 274   | 229   | 281   | 326   | 158   | 242   | 168   | 83    | 136   | 354   | 342   | 381   |
| エニシダ   | 20年 | 26.1  | -   | -   | -   | -   | -   | 27  | 28  | 39  | 17  | 25  | 21  | -   | デンファール   | 20年 | 1,211.1 | 1,539 | 1,302 | 1,246 | 1,470 | 1,618 | 1,559 | 1,390 | 1,096 | 1,103 | 578   | 662   | 971   |
|        | 21年 | 27.0  | 33  | -   | -   | -   | -   | 30  | 23  | 32  | 17  | -   | -   | -   |          | 21年 | 1,066.8 | 1,045 | 961   | 820   | 1,462 | 1,999 | 1,262 | 1,476 | 952   | 561   | 509   | 555   | 1,200 |
|        | 22年 | 37.9  | 42  | -   | -   | -   | -   | 29  | -   | 39  | 42  | -   | -   | -   |          | 22年 | 1,146.7 | 967   | 1,026 | 837   | 1,206 | 1,772 | 1,571 | 1,527 | 1,466 | 1,069 | 566   | 852   | 900   |
|        | 23年 | 28.5  | 32  | -   | -   | -   | -   | 25  | 35  | -   | 42  | 25  | 32  | 11  |          | 23年 | 997.2   | 746   | 886   | 1,110 | 1,030 | 1,564 | 1,288 | 1,330 | 930   | 1,299 | 726   | 480   | 577   |
|        | 24年 | 28.5  | 32  | -   | -   | -   | -   | 25  | 35  | -   | 42  | 25  | 32  | 11  |          | 24年 | 997.2   | 746   | 886   | 1,110 | 1,030 | 1,564 | 1,288 | 1,330 | 930   | 1,299 | 726   | 480   | 577   |
| こでまり   | 20年 | 116.5 | 84  | 129 | -   | -   | -   | -   | -   | -   | -   | 111 | 107 | 151 | ベゴニア     | 20年 | 208.7   | 218   | 378   | 275   | 159   | 284   | 170   | 244   | 152   | 142   | 135   | 182   | 166   |
|        | 21年 | 78.8  | 110 | -   | -   | -   | 35  | 21  | 63  | -   | -   | 93  | 113 | 117 |          | 21年 | 169.3   | 253   | 113   | 126   | 119   | 90    | 155   | 212   | 206   | 137   | 227   | 208   | 186   |
|        | 22年 | 154.6 | 97  | -   | -   | -   | -   | 42  | -   | -   | -   | 245 | 215 | 174 |          | 22年 | 181.3   | 161   | 314   | 174   | 236   | 189   | 217   | 186   | 103   | 77    | 151   | 174   | 194   |
|        | 23年 | 100.9 | 111 | 42  | -   | -   | 42  | 19  | -   | -   | -   | 148 | 159 | 185 |          | 23年 | 214.2   | 195   | 233   | 200   | 195   | 105   | 460   | 180   | -     | 158   | 187   | -     | 230   |
|        | 24年 | 100.9 | 111 | 42  | -   | -   | 42  | 19  | -   | -   | -   | 148 | 159 | 185 |          | 24年 | 214.2   | 195   | 233   | 200   | 195   | 105   | 460   | 180   | -     | 158   | 187   | -     | 230   |
| シバ     | 20年 | 104.0 | 107 | 125 | 102 | 86  | 93  | 121 | 96  | 60  | 106 | 123 | 127 | 101 | フアレノブシ   | 20年 | 3,527.7 | 2,947 | 2,415 | 2,565 | 3,024 | 4,092 | 3,859 | 3,971 | 4,754 | 4,612 | 3,727 | 3,204 | 3,164 |
|        | 21年 | 101.5 | 117 | 146 | 101 | 90  | 92  | 96  | 104 | 142 | 63  | 85  | 82  | 101 |          | 21年 | 3,460.8 | 2,450 | 1,950 | 4,786 | -     | 4,500 | 3,435 | 3,584 | 3,100 | -     | 3,554 | 3,841 | 3,407 |
|        | 22年 | 95.1  | 102 | 110 | 75  | 110 | 90  | 105 | 101 | 74  | 89  | 99  | 100 | 86  |          | 22年 | 3,564.0 | 3,053 | 2,043 | 2,259 | 3,013 | 5,025 | 2,932 | 3,928 | 4,144 | 5,473 | 3,729 | 4,159 | 3,010 |
|        | 23年 | 75.8  | 57  | 59  | 99  | 98  | 71  | 81  | 98  | 79  | 56  | 46  | 67  | 100 |          | 23年 | 3,137.5 | 2,353 | 1,878 | 2,962 | 3,547 | 3,692 | 2,589 | 3,137 | 2,536 | 3,679 | 4,315 | -     | 3,826 |
|        | 24年 | 75.8  | 57  | 59  | 99  | 98  | 71  | 81  | 98  | 79  | 56  | 46  | 67  | 100 |          | 24年 | 3,137.5 | 2,353 | 1,878 | 2,962 | 3,547 | 3,692 | 2,589 | 3,137 | 2,536 | 3,679 | 4,315 | -     | 3,826 |
| 櫛      | 20年 | 171.1 | 186 | 212 | 178 | 160 | 177 | 175 | 170 | 161 | 143 | 181 | 152 | 159 | ポトス      | 20年 | 345.3   | 288   | 336   | 292   | 204   | 435   | 361   | 243   | 438   | 620   | 315   | 303   | 307   |
|        | 21年 | 151.3 | 174 | 155 | 138 | 143 | 157 | 135 | 142 | 134 | 143 | 165 | 172 | 158 |          | 21年 | 305.1   | 282   | 337   | 294   | 346   | 295   | 386   | 278   | 255   | 216   | 358   | 328   | 286   |
|        | 22年 | 163.3 | 177 | 166 | 174 | 160 | 158 | 136 | 176 | 162 | 148 | 157 | 171 | 174 |          | 22年 | 309.3   | 297   | 276   | 279   | 310   | 368   | 277   | 290   | 249   | 302   | 259   | 426   | 381   |
|        | 23年 | 155.9 | 161 | 169 | 160 | 171 | 58  | 144 | 171 | 157 | 167 | 176 | 169 | 168 |          | 23年 | 457.5   | 288   | 477   | 436   | 388   | 430   | 487   | 692   | 652   | 525   | 458   | 346   | 310   |
|        | 24年 | 155.9 | 161 | 169 | 160 | 171 | 58  | 144 | 171 | 157 | 167 | 176 | 169 | 168 |          | 24年 | 457.5   | 288   | 477   | 436   | 388   | 430   | 487   | 692   | 652   | 525   | 458   | 346   | 310   |

水産物部

水産物部総括表

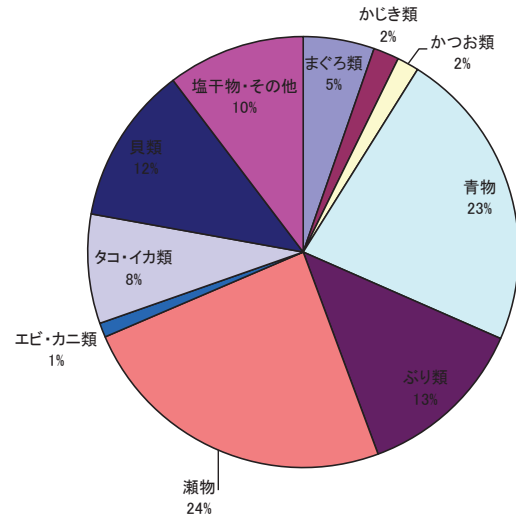
(単位kg・千円)

| 項目<br>品目 | 4月 |        | 5月    |        | 6月     |       | 7月    |        | 8月    |        | 9月     |        | 10月   |        | 11月    |        | 12月   |        | 1月     |        | 2月     |        | 3月    |        | 合計     |         |         |       |
|----------|----|--------|-------|--------|--------|-------|-------|--------|-------|--------|--------|--------|-------|--------|--------|--------|-------|--------|--------|--------|--------|--------|-------|--------|--------|---------|---------|-------|
|          | 数量 | 金額     | 数量    | 金額     | 数量     | 金額    | 数量    | 金額     | 数量    | 金額     | 数量     | 金額     | 数量    | 金額     | 数量     | 金額     | 数量    | 金額     | 数量     | 金額     | 数量     | 金額     | 数量    | 金額     | 数量     | 金額      |         |       |
| まぐろ      | 生鮮 | 4,838  | 9,905 | 6,307  | 10,592 | 5,260 | 9,738 | 4,883  | 9,679 | 4,723  | 11,137 | 4,406  | 9,556 | 5,383  | 10,201 | 5,059  | 9,895 | 6,185  | 16,599 | 3,494  | 8,671  | 3,767  | 8,762 | 4,940  | 10,519 | 59,245  | 125,254 |       |
|          | 冷凍 | 38     | 96    | 45     | 98     | 45    | 104   | 35     | 80    | 46     | 106    | 54     | 136   | 52     | 116    | 53     | 125   | 70     | 214    | 51     | 141    | 50     | 116   | 55     | 132    | 594     | 1,464   |       |
| その他のまぐろ  | 生鮮 | 16     | 9     | 0      | 0      | 0     | 0     | 0      | 0     | 0      | 0      | 0      | 0     | 0      | 0      | 0      | 0     | 0      | 0      | 0      | 0      | 0      | 0     | 0      | 0      | 16      | 9       |       |
|          | 冷凍 | 0      | 0     | 0      | 0      | 0     | 0     | 0      | 0     | 0      | 0      | 0      | 0     | 0      | 0      | 0      | 0     | 0      | 0      | 0      | 0      | 0      | 0     | 0      | 0      | 0       | 0       |       |
| かじき      | 生鮮 | 1,217  | 1,088 | 1,143  | 1,052  | 1,401 | 1,093 | 1,178  | 857   | 946    | 834    | 1,053  | 971   | 1,271  | 1,485  | 1,265  | 1,666 | 1,994  | 2,474  | 1,154  | 1,041  | 1,396  | 1,321 | 1,809  | 1,915  | 15,827  | 15,797  |       |
|          | 冷凍 | 765    | 368   | 629    | 306    | 425   | 205   | 398    | 170   | 800    | 668    | 780    | 392   | 891    | 417    | 756    | 387   | 0      | 0      | 0      | 0      | 0      | 0     | 0      | 0      | 0       | 5,444   | 2,913 |
| その他のかじき  | 生鮮 | 30     | 17    | 28     | 15     | 0     | 0     | 168    | 78    | 32     | 19     | 0      | 0     | 0      | 0      | 123    | 144   | 0      | 0      | 0      | 0      | 0      | 0     | 0      | 0      | 0       | 381     | 273   |
|          | 冷凍 | 0      | 0     | 0      | 0      | 0     | 0     | 0      | 0     | 0      | 0      | 0      | 0     | 0      | 0      | 0      | 0     | 0      | 0      | 0      | 0      | 0      | 0     | 0      | 0      | 0       | 0       |       |
| かつお      | 生鮮 | 3,054  | 1,553 | 3,166  | 1,403  | 2,076 | 1,104 | 2,713  | 1,138 | 1,075  | 606    | 1,208  | 577   | 1,406  | 594    | 667    | 354   | 157    | 87     | 44     | 24     | 707    | 374   | 2,130  | 1,320  | 18,403  | 9,134   |       |
|          | 冷凍 | 0      | 0     | 0      | 0      | 0     | 0     | 0      | 0     | 0      | 0      | 0      | 0     | 56     | 0      | 0      | 0     | 0      | 0      | 0      | 0      | 0      | 0     | 0      | 0      | 0       | 56      |       |
| いわし類     | 生鮮 | 1,730  | 606   | 1,847  | 636    | 2,087 | 810   | 2,372  | 917   | 2,019  | 885    | 1,260  | 515   | 259    | 1,963  | 887    | 321   | 988    | 400    | 1,469  | 619    | 1,936  | 785   | 2,158  | 713    | 19,012  | 9,170   |       |
|          | 冷凍 | 0      | 0     | 0      | 0      | 0     | 0     | 0      | 0     | 0      | 0      | 0      | 0     | 0      | 0      | 0      | 0     | 0      | 0      | 0      | 0      | 0      | 0     | 0      | 0      | 0       | 0       |       |
| あじ類      | 生鮮 | 7,633  | 4,700 | 12,191 | 5,452  | 8,229 | 5,379 | 9,412  | 5,557 | 6,402  | 4,426  | 8,578  | 4,991 | 9,478  | 4,246  | 9,013  | 4,559 | 7,440  | 3,984  | 8,635  | 4,116  | 10,818 | 4,407 | 8,711  | 4,613  | 106,540 | 56,430  |       |
|          | 冷凍 | 7,049  | 2,028 | 8,393  | 2,321  | 7,507 | 2,223 | 7,988  | 2,246 | 6,357  | 2,260  | 8,496  | 2,521 | 7,982  | 3,518  | 9,960  | 3,160 | 11,166 | 3,273  | 8,880  | 2,948  | 9,526  | 2,463 | 10,806 | 2,408  | 104,110 | 31,369  |       |
| さんま      | 生鮮 | 592    | 233   | 853    | 324    | 968   | 358   | 1,036  | 407   | 2,388  | 1,722  | 7,564  | 4,494 | 5,908  | 4,760  | 2,082  | 979   | 906    | 358    | 810    | 285    | 820    | 316   | 712    | 267    | 24,639  | 14,503  |       |
|          | 冷凍 | 11,090 | 7,733 | 10,324 | 7,272  | 8,641 | 7,686 | 9,769  | 7,377 | 11,484 | 8,003  | 10,174 | 7,008 | 12,361 | 4,396  | 12,181 | 9,068 | 17,236 | 11,898 | 14,084 | 10,135 | 12,562 | 7,771 | 13,460 | 8,406  | 143,366 | 96,753  |       |
| いさぎ      | 生鮮 | 217    | 265   | 1,205  | 822    | 754   | 669   | 761    | 754   | 334    | 368    | 328    | 324   | 377    | 458    | 205    | 191   | 282    | 209    | 182    | 174    | 160    | 153   | 258    | 307    | 5,063   | 4,694   |       |
|          | 冷凍 | 871    | 1,027 | 1,013  | 1,136  | 561   | 781   | 505    | 769   | 568    | 901    | 528    | 751   | 503    | 637    | 610    | 1,060 | 1,036  | 1,528  | 863    | 1,248  | 895    | 1,259 | 865    | 1,266  | 8,818   | 12,363  |       |
| かれい類     | 生鮮 | 0      | 0     | 0      | 0      | 0     | 0     | 0      | 0     | 0      | 0      | 0      | 0     | 0      | 105    | 0      | 0     | 0      | 0      | 0      | 0      | 0      | 0     | 0      | 0      | 0       | 0       | 105   |
|          | 冷凍 | 0      | 0     | 0      | 0      | 0     | 0     | 0      | 0     | 0      | 0      | 0      | 0     | 0      | 0      | 0      | 0     | 0      | 0      | 0      | 0      | 0      | 0     | 0      | 0      | 0       | 0       |       |
| たちうお     | 生鮮 | 43     | 30    | 71     | 41     | 124   | 66    | 146    | 120   | 58     | 43     | 170    | 95    | 219    | 1,796  | 228    | 126   | 179    | 98     | 255    | 115    | 188    | 96    | 60     | 54     | 1,741   | 2,680   |       |
|          | 冷凍 | 5,145  | 4,986 | 6,406  | 5,406  | 5,227 | 5,038 | 6,091  | 5,672 | 6,368  | 6,468  | 5,637  | 5,460 | 5,160  | 3,563  | 4,798  | 4,930 | 7,219  | 8,453  | 5,847  | 6,526  | 5,337  | 5,727 | 6,195  | 6,667  | 69,430  | 68,896  |       |
| その他のたいら  | 生鮮 | 94     | 55    | 322    | 120    | 224   | 130   | 199    | 125   | 169    | 126    | 166    | 95    | 484    | 215    | 142    | 81    | 0      | 0      | 0      | 0      | 0      | 0     | 0      | 0      | 0       | 1,800   | 947   |
|          | 冷凍 | 506    | 325   | 181    | 93     | 345   | 172   | 261    | 206   | 258    | 300    | 1,830  | 540   | 1,024  | 538    | 910    | 363   | 313    | 163    | 73     | 38     | 190    | 106   | 99     | 55     | 5,990   | 2,899   |       |
| しいら      | 生鮮 | 2,231  | 1,215 | 3,414  | 1,220  | 5,143 | 1,882 | 4,106  | 1,896 | 3,655  | 1,682  | 5,458  | 2,389 | 5,398  | 1,404  | 3,736  | 1,565 | 1,717  | 788    | 1      | 1      | 5      | 4     | 9      | 6      | 34,873  | 14,052  |       |
|          | 冷凍 | 19     | 7     | 37     | 9      | 12    | 4     | 1      | 0     | 1      | 0      | 57     | 14    | 29     | 10     | 0      | 0     | 0      | 0      | 113    | 69     | 80     | 45    | 128    | 61     | 477     | 219     |       |
| ぼら       | 生鮮 | 2      | 2     | 0      | 0      | 0     | 0     | 0      | 0     | 54     | 6      | 54     | 6     | 80     | 3,590  | 2      | 1     | 0      | 0      | 4      | 0      | 1      | 0     | 0      | 0      | 0       | 197     | 3,605 |
|          | 冷凍 | 7,159  | 6,949 | 9,951  | 7,826  | 9,358 | 5,897 | 10,302 | 9,231 | 9,135  | 7,440  | 8,895  | 6,488 | 8,909  | 5,197  | 12,214 | 8,197 | 17,606 | 12,584 | 10,395 | 7,933  | 9,460  | 7,188 | 11,534 | 8,033  | 124,918 | 92,963  |       |
| その他の魚類   | 生鮮 | 1,717  | 1,735 | 1,684  | 1,821  | 2,620 | 1,731 | 1,975  | 2,105 | 2,453  | 2,677  | 1,896  | 2,121 | 2,393  | 1,760  | 1,810  | 1,964 | 707    | 1,168  | 474    | 769    | 217    | 340   | 333    | 546    | 18,279  | 18,737  |       |
|          | 冷凍 | 144    | 467   | 18     | 65     | 0     | 0     | 3      | 21    | 62     | 250    | 336    | 1,291 | 232    | 320    | 224    | 1,025 | 210    | 833    | 68     | 308    | 65     | 316   | 131    | 576    | 1,493   | 5,472   |       |
| くまえび     | 生鮮 | 31     | 234   | 49     | 292    | 34    | 188   | 35     | 225   | 22     | 181    | 34     | 222   | 16     | 365    | 15     | 108   | 31     | 247    | 20     | 131    | 12     | 82    | 26     | 173    | 325     | 2,448   |       |
|          | 冷凍 | 98     | 181   | 547    | 720    | 267   | 352   | 192    | 302   | 65     | 71     | 234    | 221   | 274    | 737    | 261    | 312   | 113    | 155    | 206    | 312    | 227    | 314   | 75     | 159    | 2,559   | 3,836   |       |
| その他のえび類  | 生鮮 | 423    | 558   | 480    | 613    | 482   | 617   | 429    | 558   | 492    | 606    | 469    | 568   | 454    | 90     | 440    | 558   | 0      | 0      | 0      | 0      | 0      | 0     | 0      | 0      | 0       | 3,669   | 4,168 |
|          | 冷凍 | 93     | 92    | 248    | 375    | 271   | 246   | 244    | 191   | 233    | 206    | 353    | 245   | 536    | 327    | 856    | 1,136 | 679    | 1,358  | 205    | 320    | 30     | 43    | 92     | 138    | 3,840   | 4,677   |       |
| かに類      | 生鮮 | 55     | 55    | 11     | 33     | 27    | 37    | 7      | 16    | 5      | 12     | 15     | 39    | 81     | 0      | 1      | 2     | 0      | 0      | 0      | 0      | 0      | 0     | 0      | 0      | 0       | 202     | 194   |
|          | 冷凍 | 415    | 285   | 928    | 451    | 330   | 197   | 93     | 63    | 38     | 26     | 13     | 9     | 128    | 1,241  | 254    | 125   | 337    | 138    | 94     | 65     | 35     | 28    | 158    | 118    | 2,823   | 2,746   |       |
| その他のいか類  | 生鮮 | 788    | 622   | 1,516  | 1,111  | 1,945 | 1,228 | 4,103  | 2,329 | 3,029  | 2,075  | 3,813  | 2,483 | 5,150  | 1,764  | 45,868 | 1,719 | 1,350  | 807    | 2,116  | 1,278  | 2,732  | 1,444 | 1,457  | 1,063  | 73,867  | 17,923  |       |
|          | 冷凍 | 626    | 336   | 386    | 205    | 1,119 | 518   | 1,136  | 513   | 1,138  | 532    | 221    | 135   | 564    | 10     | 942    | 1,328 | 0      | 0      | 0      | 0      | 0      | 0     | 0      | 0      | 0       | 6,132   | 3,577 |
| たこ類      | 生鮮 | 468    | 565   | 441    | 460    | 554   | 544   | 446    | 430   | 409    | 442    | 140    | 158   | 18     | 379    | 9      | 15    | 424    | 681    | 179    | 313    | 218    | 396   | 291    | 531    | 3,597   | 4,914   |       |
|          | 冷凍 | 141    | 270   | 170    | 315    | 140   | 274   | 103    | 195   | 126    | 249    | 126    | 240   | 210    | 122    | 195    | 343   | 0      | 0      | 0      | 0      | 0      | 0     | 0      | 0      | 0       | 1,211   | 2,008 |
| みずいか     | 生鮮 | 246    | 392   | 685    | 774    | 335   | 355   | 135    | 163   | 25     | 43     | 42     | 37    | 472    | 245    | 803    | 608   | 1,017  | 861    | 423    | 307    | 113    | 177   | 74     | 137    | 4,370   | 4,099   |       |
|          | 冷凍 | 53     | 240   | 48     | 211    | 40    | 200   | 18     | 83    | 20     | 134    | 23     | 146   | 19     | 391    | 30     | 168   | 76     | 481    | 41     | 214    | 28     | 163   | 19     | 132    | 415     | 2,563   |       |
| さざえ      | 生鮮 | 650    | 669   | 1,063  | 1,107  | 609   | 648   | 615    | 619   | 1,195  | 1,478  | 514    | 599   | 476    | 330    | 874    | 912   | 1,370  | 1,502  | 236    | 235    | 396    | 407   | 630    | 662    | 8,628   | 9,168   |       |
|          | 冷凍 | 310    | 190   | 437    | 259    | 188   | 113   | 142    | 89    | 148    | 93     | 154    | 96    | 378    | 4,447  | 396    | 242   | 1,017  | 616    | 440    | 240    | 337    | 232   | 1,012  | 783    | 4,959   | 7,400   |       |
| その他の貝類   | 生鮮 | 8,372  | 5,523 | 9,132  | 5,635  | 8,050 | 4,633 | 8,219  | 5,245 | 6,900  | 4,559  | 7,375  | 4,790 | 7,232  | 1,294  | 8,992  | 5,771 | 15,822 | 6,357  | 12,754 | 4,858  | 12,009 | 4,613 | 13,994 | 5,302  | 118,851 | 58,580  |       |
|          | 冷凍 | 1,480  | 965   | 1,612  | 962    | 1,552 | 994   | 1,575  | 1,003 | 1,829  | 1,153  | 1,708  | 974   | 1,391  | 1,986  | 1,351  | 799   | 403    | 212    | 334    | 128    | 362    | 168   | 771    | 385    | 14,368  | 9,729   |       |

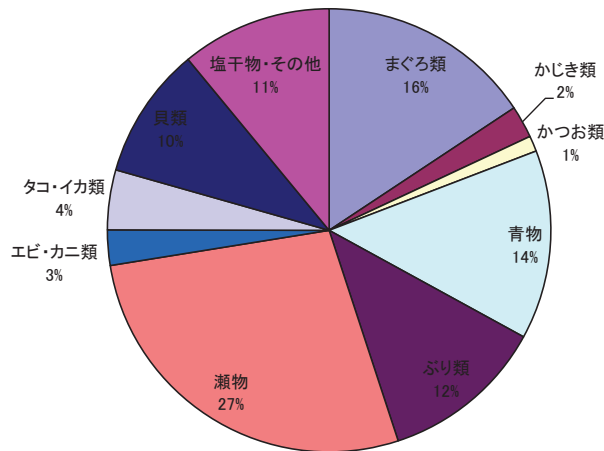
## 取扱品目別グラフ（水産物）

|                   |               | 数量 (kg)          | 金額 (千円)        |                |
|-------------------|---------------|------------------|----------------|----------------|
|                   | まぐろ           | 59,839           | 126,718        |                |
|                   | その他のまぐろ       | 16               | 9              |                |
| <b>まぐろ類（合計）</b>   |               | <b>59,855</b>    | <b>126,727</b> |                |
|                   | かじき           | 21,271           | 18,710         |                |
|                   | その他のかじき       | 381              | 273            |                |
| <b>かじき類（合計）</b>   |               | <b>21,652</b>    | <b>18,983</b>  |                |
| <b>かつお類</b>       |               | <b>18,403</b>    | <b>9,190</b>   |                |
|                   | いわし類          | 19,012           | 9,170          |                |
|                   | あじ類           | 106,540          | 56,430         |                |
|                   | さば類           | 104,110          | 31,369         |                |
|                   | さんま           | 24,639           | 14,503         |                |
| <b>青物（合計）</b>     |               | <b>254,301</b>   | <b>111,472</b> |                |
| <b>ぶり類</b>        |               | <b>143,366</b>   | <b>96,753</b>  |                |
|                   | いさき           | 5,063            | 4,694          |                |
|                   | かれい類          | 8,818            | 12,468         |                |
|                   | たちうお          | 1,741            | 2,680          |                |
|                   | たい類           | 69,430           | 68,896         |                |
|                   | その他のたい類       | 1,800            | 947            |                |
|                   | さわら           | 5,990            | 2,899          |                |
|                   | しいら           | 34,873           | 14,052         |                |
|                   | とびうお          | 477              | 219            |                |
|                   | ぼら            | 197              | 3,605          |                |
|                   | その他の魚類        | 143,197          | 111,700        |                |
|                   | <b>瀬物（合計）</b> |                  | <b>271,586</b> | <b>222,160</b> |
|                   |               | いせえび             | 1,493          | 5,472          |
| くるまえび             |               | 325              | 2,448          |                |
| その他のえび類           |               | 6,228            | 8,004          |                |
| その他のかに            |               | 4,042            | 4,871          |                |
| <b>エビ・カニ類合計</b>   |               | <b>12,088</b>    | <b>20,795</b>  |                |
|                   | こういか          | 2,823            | 2,746          |                |
|                   | その他のいか        | 79,999           | 21,500         |                |
|                   | たご類           | 4,808            | 6,922          |                |
|                   | みずいか          | 4,370            | 4,099          |                |
| <b>タコ・イカ類（合計）</b> |               | <b>92,000</b>    | <b>35,267</b>  |                |
|                   | あわび           | 415              | 2,563          |                |
|                   | さざえ           | 8,628            | 9,168          |                |
|                   | はまぐり          | 4,959            | 7,400          |                |
|                   | その他の貝類        | 118,851          | 58,580         |                |
| <b>貝類（合計）</b>     |               | <b>132,853</b>   | <b>77,711</b>  |                |
|                   | 塩干物           | 14,368           | 9,729          |                |
|                   | 冷具            | 101,420          | 78,943         |                |
|                   | その他           | 0                | 0              |                |
| <b>塩干物・その他</b>    |               | <b>115,788</b>   | <b>88,672</b>  |                |
| <b>合計</b>         |               | <b>1,121,892</b> | <b>807,730</b> |                |

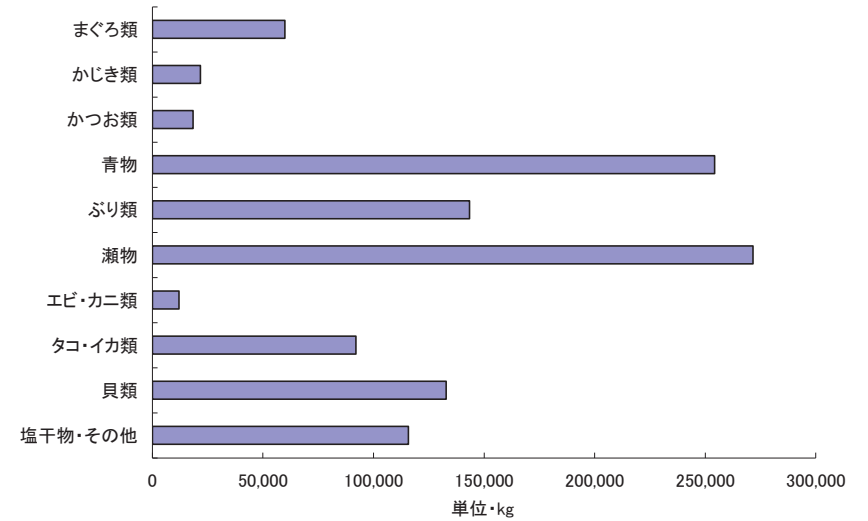
数量



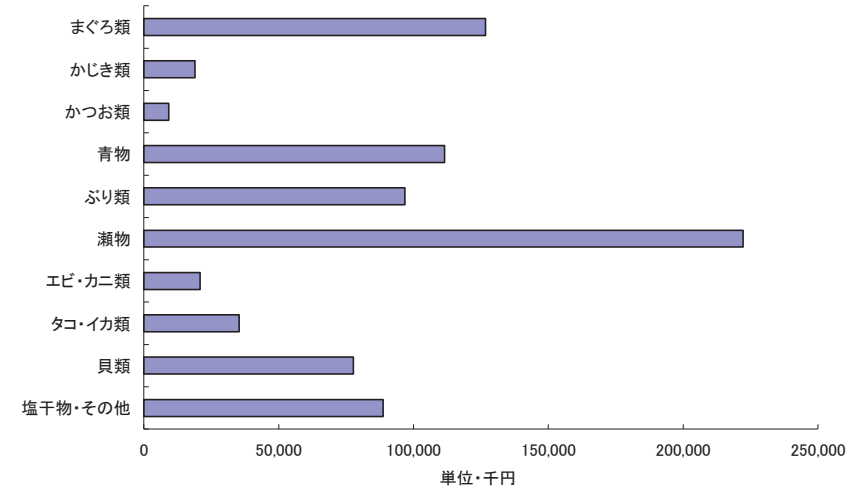
金額



数量



金額



品目別：月別取扱高10位(水産部)

| 数 量 |           | 単位:kg           |                |                |                |                |                |                |                |                |                |                |                |                |
|-----|-----------|-----------------|----------------|----------------|----------------|----------------|----------------|----------------|----------------|----------------|----------------|----------------|----------------|----------------|
| 順位  | 年間        | 4 月             | 5 月            | 6 月            | 7 月            | 8 月            | 9 月            | 10 月           | 11 月           | 12 月           | 1 月            | 2 月            | 3 月            |                |
| 1位  | 品目名<br>数量 | ぶり類<br>143,366  | ぶり類<br>11,090  | ぶり類<br>10,324  | いわし類<br>2,087  | ぶり類<br>9,769   | ぶり類<br>11,484  | ぶり類<br>10,174  | ぶり類<br>12,361  | ぶり類<br>12,181  | ぶり類<br>17,236  | ぶり類<br>14,084  | ぶり類<br>12,562  | ぶり類<br>13,460  |
| 2位  | 品目名<br>数量 | あじ類<br>106,540  | あじ類<br>7,633   | あじ類<br>12,191  | ぶり類<br>8,641   | あじ類<br>9,412   | あじ類<br>6,402   | あじ類<br>8,578   | あじ類<br>9,478   | さば類<br>9,960   | さば類<br>11,166  | あじ類<br>8,635   | あじ類<br>10,818  | あじ類<br>8,711   |
| 3位  | 品目名<br>数量 | さば類<br>104,110  | さば類<br>7,049   | さば類<br>8,393   | あじ類<br>8,229   | さば類<br>7,988   | まぐろ生鮮<br>4,723 | さば類<br>8,496   | さば類<br>7,982   | あじ類<br>9,013   | まぐろ生鮮<br>6,185 | さば類<br>8,880   | さば類<br>9,526   | さば類<br>10,806  |
| 4位  | 品目名<br>数量 | まぐろ生鮮<br>59,245 | まぐろ生鮮<br>4,838 | まぐろ生鮮<br>6,307 | さば類<br>7,507   | まぐろ生鮮<br>4,883 | たい類<br>6,368   | たい類<br>5,637   | まぐろ生鮮<br>5,383 | まぐろ生鮮<br>5,059 | あじ類<br>7,440   | たい類<br>5,847   | まぐろ生鮮<br>3,767 | まぐろ生鮮<br>4,940 |
| 5位  | 品目名<br>数量 | たい類<br>69,430   | たい類<br>5,145   | たい類<br>6,406   | まぐろ生鮮<br>5,260 | たい類<br>6,091   | さば類<br>6,357   | まぐろ生鮮<br>4,406 | しいら<br>5,398   | たい類<br>4,798   | たい類<br>7,219   | まぐろ生鮮<br>3,494 | たい類<br>5,337   | たい類<br>6,195   |
| 6位  | 品目名<br>数量 | いわし類<br>19,012  | かつお生鮮<br>3,054 | かつお生鮮<br>3,166 | たい類<br>5,227   | しいら<br>4,106   | かつお生鮮<br>1,075 | さんま<br>7,564   | さんま<br>5,908   | さんま<br>2,082   | かじき生鮮<br>1,994 | 塩干物<br>334     | いわし類<br>1,936  | いわし類<br>2,158  |
| 7位  | 品目名<br>数量 | しいら<br>34,873   | いわし類<br>1,730  | しいら<br>3,414   | かつお生鮮<br>2,076 | いわし類<br>2,372  | いわし類<br>2,019  | たい類<br>5,458   | たい類<br>5,160   | しいら<br>3,736   | いわし類<br>988    | いわし類<br>1,469  | 塩干物<br>362     | はまぐり<br>1,012  |
| 8位  | 品目名<br>数量 | かつお生鮮<br>18,403 | 塩干物<br>1,480   | いわし類<br>1,847  | しいら<br>5,143   | かつお生鮮<br>2,713 | しいら<br>3,655   | 塩干物<br>1,708   | 塩干物<br>1,391   | いわし類<br>887    | しいら<br>1,717   | かれい類生鮮<br>863  | かじき生鮮<br>1,396 | しいら<br>9       |
| 9位  | 品目名<br>数量 | さんま<br>24,639   | しいら<br>2,231   | 塩干物<br>1,612   | 塩干物<br>1,552   | 塩干物<br>1,575   | 塩干物<br>1,829   | かつお生鮮<br>1,208 | かじき生鮮<br>1,271 | 塩干物<br>1,351   | さざえ<br>1,370   | かじき生鮮<br>1,154 | かれい類生鮮<br>895  | かじき生鮮<br>1,809 |
| 10位 | 品目名<br>数量 | 塩干物<br>14,368   | かじき生鮮<br>1,217 | かじき生鮮<br>1,143 | さんま<br>968     | かじき生鮮<br>1,178 | さんま<br>2,388   | いわし類<br>1,260  | いわし類<br>259    | かじき生鮮<br>1,265 | 塩干物<br>403     | さんま<br>810     | さんま<br>820     | かつお生鮮<br>2,130 |

| 金 額 |           | 単位:千円            |                 |                 |                |                |                 |                |                 |                 |                 |                 |                 |                 |
|-----|-----------|------------------|-----------------|-----------------|----------------|----------------|-----------------|----------------|-----------------|-----------------|-----------------|-----------------|-----------------|-----------------|
| 順位  | 年間        | 4 月              | 5 月             | 6 月             | 7 月            | 8 月            | 9 月             | 10 月           | 11 月            | 12 月            | 1 月             | 2 月             | 3 月             |                 |
| 1位  | 品目名<br>数量 | まぐろ生鮮<br>125,254 | まぐろ生鮮<br>9,905  | まぐろ生鮮<br>10,592 | まぐろ生鮮<br>9,738 | まぐろ生鮮<br>9,679 | まぐろ生鮮<br>11,137 | まぐろ生鮮<br>9,556 | まぐろ生鮮<br>10,201 | まぐろ生鮮<br>9,895  | まぐろ生鮮<br>16,599 | ぶり類<br>10,135   | ぶり類<br>7,771    | まぐろ生鮮<br>10,519 |
| 2位  | 品目名<br>数量 | ぶり類<br>96,753    | ぶり類<br>7,733    | ぶり類<br>7,272    | ぶり類<br>7,686   | ぶり類<br>7,377   | ぶり類<br>8,003    | ぶり類<br>7,008   | ぶり類<br>4,396    | ぶり類<br>9,068    | ぶり類<br>11,898   | まぐろ生鮮<br>8,671  | まぐろ生鮮<br>8,762  | ぶり類<br>8,406    |
| 3位  | 品目名<br>数量 | たい類<br>68,896    | たい類<br>4,986    | あじ類<br>5,452    | あじ類<br>5,379   | あじ類<br>5,557   | たい類<br>6,468    | たい類<br>5,460   | ぼら<br>3,590     | たい類<br>4,930    | たい類<br>8,453    | たい類<br>6,526    | あじ類<br>4,407    | たい類<br>6,667    |
| 4位  | 品目名<br>数量 | あじ類<br>56,430    | あじ類<br>4,700    | たい類<br>5,406    | たい類<br>5,038   | たい類<br>5,672   | あじ類<br>4,426    | あじ類<br>4,991   | さんま<br>4,760    | あじ類<br>4,559    | あじ類<br>3,984    | あじ類<br>4,116    | たい類<br>5,727    | あじ類<br>4,613    |
| 5位  | 品目名<br>数量 | さば類<br>31,369    | さば類<br>2,028    | さば類<br>2,321    | さば類<br>2,223   | さば類<br>2,246   | さば類<br>2,260    | さんま<br>4,494   | はまぐり<br>4,447   | さば類<br>3,160    | さば類<br>3,273    | さば類<br>2,948    | さば類<br>2,463    | さば類<br>2,408    |
| 6位  | 品目名<br>数量 | さんま<br>14,503    | かつお生鮮<br>1,553  | かつお生鮮<br>1,403  | かつお生鮮<br>1,104 | しいら<br>1,896   | さんま<br>1,722    | さば類<br>2,521   | あじ類<br>4,246    | かじき生鮮<br>1,666  | かじき生鮮<br>2,474  | かれい類生鮮<br>1,248 | かれい類生鮮<br>1,259 | かじき生鮮<br>1,915  |
| 7位  | 品目名<br>数量 | かれい類生鮮<br>12,363 | かれい類生鮮<br>1,027 | かれい類生鮮<br>1,136 | しいら<br>1,882   | 塩干物<br>1,003   | いわし類<br>885     | いせえび<br>1,291  | たい類<br>3,563    | かれい類生鮮<br>1,060 | かれい類生鮮<br>1,528 | 塩干物<br>128      | 塩干物<br>168      | みずいか<br>137     |
| 8位  | 品目名<br>数量 | かじき生鮮<br>15,797  | 塩干物<br>965      | 塩干物<br>962      | いわし類<br>810    | かつお生鮮<br>1,138 | かつお生鮮<br>606    | かじき生鮮<br>971   | さば類<br>3,518    | みずいか<br>608     | さざえ<br>1,502    | いわし類<br>619     | かじき生鮮<br>1,321  | かれい類生鮮<br>1,266 |
| 9位  | 品目名<br>数量 | 塩干物<br>9,729     | さざえ<br>669      | しいら<br>1,220    | かれい類生鮮<br>781  | かじき生鮮<br>857   | 塩干物<br>1,153    | しいら<br>2,389   | 塩干物<br>1,986    | さざえ<br>912      | 塩干物<br>212      | かじき生鮮<br>1,041  | いわし類<br>785     | いわし類<br>713     |
| 10位 | 品目名<br>数量 | いわし類<br>9,170    | かじき生鮮<br>1,088  | かじき生鮮<br>1,052  | 塩干物<br>994     | いわし類<br>917    | かれい類生鮮<br>901   | 塩干物<br>974     | いわし類<br>1,963   | さんま<br>979      | いわし類<br>400     | みずいか<br>307     | みずいか<br>177     | はまぐり<br>783     |



都城市公設地方卸売市場年報

平成24年度版

編集発行

〒885-0093

都城市志比田町5571番地1

都城市公設地方卸売市場

TEL (0986) 25-5242

FAX (0986) 25-5277